


CoastLines



United We Stand

Volume 9

Newsletter for Coastal Quilters Guild of Santa Barbara and Goleta, Inc.

September 2002

September Speaker:

This month we welcome **Velda Newman**. She is an internationally recognized contemporary quilt artist, author, and lecturer from Northern California. Velda is honored as having created one of "the 20th century's 100 best quilts." You will surely recognize her large scale, mostly organic designs. She creates quilts of exceptional beauty and craftsmanship. Velda will speak to us about "A Painter's Approach to Quilt Design" and share her quilts with us in slides and in person. See you for an inspiring evening with a gifted quilter!

Bus Tour to Quilting in the Garden

The Santa Maria Quilt Guild has invited our members to join them in a bus tour on Saturday, Sept 28, of **Quilting in the Garden** (see <http://www.alexandersonquilts.com>)



If you are interested in joining the tour call Suzette Kennedy of the Santa Maria Quilt Guild at (805) 938-5636. Cost for the bus is \$30.00. It will leave from Santa Maria at 6:30am and will return late.

Inside this issue:

President's Message	2
August Door Prizes	
Velda Newman Workshop Supply List	3
Quilt Show Information	4
Be Prepared!	5
New Members Officers and Chairs	6
Our Guild This Month Workshops	7
Quilt Show Boutique September Birthdays	
Community Quilts and SBCQ Mystery Solved	8
Appraisals Evaluations Fall 2002 Classes	9
Challenge Application	10
Block of the Month	11
Membership Info. Address	12

Quilt Show

Coastal Quilters Guild presents
Harvest of Colors 2002
 our members showcase.
Saturday and Sunday
October 12 - 13, 2002
10:00 am - 5:00 pm
 Earl Warren Showgrounds,
 Hwy. 101 & Las Positas,
 Santa Barbara, CA.
 Admission \$5
 please, no baby strollers.
 Traditional and Contemporary
 Quilts, Merchant Mall,
 Wearable Art, dolls.

UPCOMING Meetings

- **October** CQG Challenge is no doubt our most popular program. Skill, creativity and fun surface when our members each tackle the same design "problem." Members, friends and family are the jury in this friendly competition for prizes. Join us. See page 10 for entry form.
- **November:** Barbara Dieges has published many patterns and 2 books. She will share her love of quilting and quilt history in her original one-person play, and she will do a workshop on techniques with traditional patterns. We hold our annual meeting and election at this meeting.
- **December:** We will celebrate the holiday season with a special Mystery program. In addition, we will end the year with the installation of officers for 2003 and presentation of our Community Quilts.
- **Coming in 2003:** Sharyn Craig, Philomena Durcan, and Jean Ray Laury.



President's Message:

Hi Quilters:

The summer is winding down, and we have a lot of quilting activities coming up this fall. I have already decided on the Adult Education class I want to take, and I can hardly wait for the new session to start on September 9th. If you missed the schedule in the local newspaper, you can pick one up at the public library or one of the teaching sites.

Our biggest activity this fall is the quilt show on October 12 and 13, Columbus Day weekend. This is a great opportunity to volunteer some of your time to make this a spectacular show. Sign-ups for volunteer times have started and will continue at the September Guild meeting. See the article in this issue for a description of the various jobs. Remember, if you have a quilt in the show, you will get free admission to the show on that day. Betty Kelley and Judy Stanton are doing a spectacular job of organizing the show, and a number of members have been working hard on various aspects of the show. There is still much to be done, and your help is needed!

We also have the Challenge Quilt for our October meeting, and there is still time to make your story quilt. These quilts will also hang in the quilt show, and this is a wonderful opportunity to experiment and try something new.

At the recent Board meeting, we discussed nominations for the 2003 board. I will be passing clipboards at the next meeting for sign-ups, so please be thinking about what committee or position you might like to serve. Many of the committees/positions are well suited to new members, and we will make a point to pair a new member with a more experienced member. We will also be looking for a new President, so please be thinking about whether this is a commitment you would like to make. It has been a very rewarding experience for me, and it really is not that much work. If you have questions about any of the positions or committees, feel free to call me at 963-8321, and I will have a binder of job descriptions at the next meeting.

Enjoy your quilting! *Diane*


August Door Prizes

Our lucky door prize winners in August:

Ruth Walters, Rita Kirkpatrick, Martha Adams, Karen Pickford, Jean Farnworth, Jan Inouye and Denise Lessels.

Our fabulous door prize donors:

Threads, Quilt Ventura, Princess Mirah, K1C2 Solutions, Creation Station (Buellton), Clothworks Fabric, Clearview Triangle and Betty's Fabrics.



A special thank you to **Possibilities/ Great American Quilt Factory** who donate generously to our monthly door prizes. You can order from them at 8970 E. Hampden Ave, Denver, CO 80231, or call 1-800-474-2665. Check out their great website at <http://www.possibilitiesquilt.com>

Hot Travel TIP:

Hot glue a quilt square to your suitcase or duffle bag for quick I.D. at the baggage claim.

Velda Newman Workshop

“Creating Realism”

Friday, Sept. 13, 2002

9 am. – 3:30 pm.

Goleta Valley Community Center
5679 Hollister Ave., Goleta CA

Experimenting with fabrics to produce nature's wide range of textures and colors is the focus of this technique class. We will explore the use of discharge (using bleach), ink, crayon and pencil work, foil and painting.

Supply list

- 2 yds freezer paper
- 1 roll paper towels
- Disappearing marking pen (air)
- Fabric markers, black and brown, fine point
- Plastic spray bottle with trigger handle
- 2 small containers for water (about 1 cup size)
- Cotton household string
- Embroidery hoop
- Masking tape, any width
- 3 or 4 white plastic plates (throwaway) for use as paint palettes
- Scissors: fabric and paper
- Paint brushes, med. size “flat” and “round” (for acrylic paint)
- One 2” paint brush (cost around \$1.00 at paint stores)
- Apron or old clothes, gloves and mask
- Plastic drop cloth and old towel
- 100 % cotton fabrics, SOLIDS ONLY, med to dark range:
12-1/3 yd pieces
- 2 yds. MUSLIN or PALE YELLOW, SOLID color fabric.



Optional

Hair dryer

There will be a \$10 lab fee for paints and additional lab items that we will share.

Please plan to arrive by 8:45 to set up for the workshop. Coffee and tea are provided by the guild. Please bring a snack to share and either a sack lunch or you may choose to go out in the area. There will be a mid-day break. Questions? Call Kristin Otte, 683-4390.

Quilt Show Volunteers:

We greatly appreciate all of you who have signed up to work one or more shifts at the quilt show. Remember, this is your show, and especially if you have a quilt in the show, we would like you to help run the show. The sit-down jobs are indicated in the descriptions below. We still need more people in each category, so if you can help, please sign up at the September meeting or call Diane Eardley at 963-8321. Your quilts and your help will make this a spectacular show!

Job Descriptions:

White Glove People: The Guild members wearing white gloves (supplied by the Guild) are the hostesses for the show. They will answer questions (e.g. Where are the vendors?) and help as needed. They will be stationed between the aisles of quilts to make sure the quilts are not touched and to show interested viewers the backs of quilts as requested. A friendly smile is definitely appreciated for this job.

Ticket Sales: These people will sit at a table at the show entrance and sell tickets. This is a sit-down job.

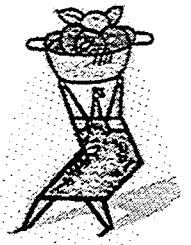
Information Table: These volunteers will sit and provide information about the Guild and answer questions.

Opportunity Quilt: These workers will sit at a table in front of the opportunity quilt and sell raffle tickets and the Guild-logo tote bags.

Floater: We need people for each shift to assist the Show Chair and Vendor Committee and fill-in where needed.

Help Set Up the Quilt Show: This job begins after lunch on Friday. These people will help hang quilts for the show.

QUILT SHOW DINNER



As per the tradition of the last two shows, we will again have a catered dinner on Friday evening, October 11th. The same caterers who worked for us before will be back. The vendors will also join us for this grand event. The menu will feature barbecued chicken and all the fixings. (There are plenty of side dishes for you vegetarians). It is a fun event and a nice way to finish the day of setting up the show. Liz Turner will be taking reservations at the September Guild meeting. The cost will be \$13.50.

Help Take Down Quilts: This job is from 5 to about 6 pm on Sunday. Helpers will take down the quilts from the pipe-and-drape and help return the quilts to the owners.

You will receive a postcard in the mail a few days before the show reminding you of your shift and instructing you where to go when you arrive at the show. There will be a designated area for volunteers but no secure place to leave valuables, so plan to carry valuables or money in your pockets. Bring the postcard with you on the day you work at the show since this is your ticket into the show. Every member who works a shift will get free admission to the show on the day they work. If you don't work at the show or if you come to the show on the day you do not work, you will be charged the \$5 admission fee. Any questions? Call Diane at 963-8321.

BE PREPARED!

Congratulations to all of you who got your application in for our quilt show! We will have room for everyone's first choice quilt. As of this writing, we have 126 entries to display. Here is an outline of what to expect and how to prepare for putting your quilt in our Members Showcase, **Harvest of Colors**, at Earl Warren Showgrounds, October 12 and 13th.

It is very important that all patterns, commercial quilting, and any piece started in workshops be attributed to the proper source. If you forgot to include that in your application, please call Kristin Otte right away with the information.

For various reasons, some of you did not attach a photo to your application. These photos will help the design committee find the right place in the show to display your entry. It is very hard to get the "feel" of a quilt with just a verbal explanation. With a photo, the style as well as the colors can be identified and the quilt hung to display it to its best advantage. If you have a photo of your quilt, please turn it in to Kristin Otte at the September meeting, so we can attach it to your application.

At the end of September a collector will be calling to let each of you know where and when to deliver your quilt to her house. The latest date for collecting your quilt will be Monday, October 7. At the time you deliver your entry, you will sign a release and receive a receipt for your quilt. You will need this receipt to pick up your quilt on Sunday after the show.

Here are the physical requirements for your quilt to be hung in the show. Please have your quilt prepared for entry when you deliver it to the collector.

Label: An identifying label should be sewn securely to the quilt on the back of the lower right side stating the quilter's name, address, telephone number, and name of quilt.

Judging: If you wish your entry to be judged, please cover the label with a piece of cloth or paper pinned to the quilt.


Sleeve: A 4" sleeve must be attached to the back top. This provides a safe and secure means of hanging the quilt. Quilts without sleeves will not be exhibited. Sleeve construction: Cut fabric 9" by the width of the quilt less 2". Stitch a narrow hem on each end of the strip. Fold the strip in half lengthwise and stitch a 1/2" seam on the right side of the fabric, creating a long tube. Press the tube flat. Hand-stitch the top and bottom of the sleeve across the entire width of the quilt. Be sure the sleeve ends remain open for insertion of the hanging rod. Your finished tube will be approximately 4" to 4-1/2" wide.


Packaging: Each quilt should be delivered in its own pillowcase or cloth bag with the maker's name marked in permanent ink in large letters on the hem. This will help facilitate transport and keep the quilt clean. ●

Show Application Deadline Extension

The Design Committee is thrilled with the quality of quilts already submitted, but they would really like to see more small quilts, more wearables, more totes, pillows, and dolls. There is a preponderance of large quilts, and it would round out the show to have more quilts in different sizes.

The deadline for entering your smaller quilt or other items has been extended to **SEPTEMBER 20TH**. If you have submitted a second quilt that is also large, can you reconsider entering that one and enter a small one instead? Call Carol Barringer if you have any ideas, questions, and especially if you have a small quilt you'd like to enter!





GRANT HOUSE

SEWING MACHINES

Magnolia Center
5152-A Hollister
967-3680

Officers and Committee

Chairs - 2002

President-Diane Eardley
Vice President Current Programs-Angela Moll
Vice President Future Programs- Robin Ruge
Workshops-Kristin Otte
Recording Secretary- Penny Odom
Corresponding Secretary-Evelyn Gorrindo
Treasurer-Margaret Dear
Parliamentarian/Nominations- June Gerrard
Block of the Month-Marcia Moore
Challenge-Ranell Hansen
Community Projects- Liz Turner and Cynthia Manzer
Coastlines Editor-Susan Kinnell Carty
Coastlines Layout-Marlene Pearson
Newsletter Distribution- Joanne Conklin
Newsletter Printing-Orex Printers
Door Prizes- Nancy Snyder and Judy Miller
Historians-Betty Libbert and Barbara Aspen
Librarians-Joe and Peggy Beavers
Membership-Toni Percival and Wanda Livernois
Refreshments- Pat Stanovich and Kathy Draine
Satellite Groups-Nina La Voy
S.C.C.Q.G. Representative- Marty Lee
Special Events- *open*
Telephone Committee- Judy Freeman
2002 Opportunity Quilt- Karen Pickford
Future Opportunity Quilt (2003)
Wanda Livernois and Lena Shcarfeld
Opportunity Tickets-Marilyn Martin
Public Relations- Desiree Cook
Scholarships- Nola Ferguson
Welcome Committee- Sandy Hess, Sandy Wilmot and Joyce Ball
Quilt Show Co-Chairs-Betty Kelley and Judy Stanton

COOL SIGHTS

Starforest Quilts—WOW

<http://www.starforestquilts.com>

USA Quilt Intern Program

<http://www.quiltguilds.com/intern.htm>

Mouse Pads for Quilters

<http://www.quiltbroker.com/mousepads.html>

CHANGES AND CORRECTIONS TO DIRECTORY

Please make the following changes in your directory: The correct name of a new member for last month is Ditto Nesbitt. Actually, Ditto is not really a new member, but she is not listed in your directory. Her address and phone number is: 7923 Winchester Circle, Goleta, CA 93117, 571-0145, diton7@yahoo.com.

Address change: **Amy Mitchell**

1449 Via Coronel, Palos Verdes

Estates, CA 90274, 310-544-8129

New Members

Harms, Sally

152 N. Fairview Ave.

Goleta, CA 93117

967-7937

Dsharms115@aol.com

Morris, Patricia

194 Olive Mill Ln.

Santa Barbara, CA 93108

969-2515

pattiplans@aol.com

Patterson, Judy

40 Barranca #2

Santa Barbara, CA 93109

966-7793

jpatter791@aol.com

Rauch, Cheryl

13242 E. Quail Smt. Rd.

Moorpark, CA 93021

805-529-1837 (home)

805-385-2656 (work)

stampnchire@yahoo.com



Williams, Marsha

3863 Center Ave.

Santa Barbara, CA 93110


687-3909

Marshawilliams@cox.net

Meals on Wheels Place Mat

Finished size: 14" x 18"

For the center square use any print fabric or substitute with any 12" finished block. See suggestions to the right.



Fabrics needed (for one place mat)
1 (12-1/2") square or block.

1/8 yard for inner border (or two 2-1/2" x 12-1/2" rectangles)

1/2 yard for outer border and backing

1/8 yard for binding.

Cutting

Inner borders

Two 2-1/2" x 12-1/2"

Outer borders

Two 1-1/2" x 16-1/2", two 1-1/2" x 14-1/2"

Backing and batting






15-1/2" x 19-1/2"

Binding

Two strips 1-3/4" wide by width of fabric. Cut strips at fold.
Press strips wrong sides together along the long edges.

Assembly

1. Sew inner borders to 12-1/2" square or block.
2. Add outer borders.
3. Baste top, batting and backing. Quilt as desired.
4. Trim batting and backing even with top. Finish with binding.



Workshops

*Workshops are held at GVCC,
5679 Hollister Ave., Goleta.*

*All workshops are \$30;
please pay when you sign up.*

Friday, September 13

Velda Newman "Creating Realism"

Velda's approach to quilt design is similar to a painter's, using color, composition and scale to capture the spirit of nature, but using the medium of fabric and thread. Experiment with fabrics to produce nature's wide range of patterns and colors in this one-day workshop. Students will explore the use of discharge, ink, crayon, pencil, foil and paint on textiles. Combining an unlimited amount of media, we can recreate the texture and organic richness found only in nature.

Quilt Show Boutique News

Coastal Quilters are going to have a wonderful boutique at the Quilt Show this October. The merchandise is so exciting that everyone will want to buy, buy, buy!!

Remember the Boutique meeting at 3:00 pm on Friday, October 11th. Bring your priced and initialed items to the meeting, and check the final hours you have signed up to work. Everyone has at least a two-hour shift during the show.

All of us who are selling items at the boutique help to set up and display the items as well as help to clean up after the show ends on Sunday.

If you have any questions about the boutique, call Evelyn Gorrindo at 687-2170.

Our Guild This Month:

Sept. 12 Guild Mtg. 7 pm, St. Andrew's Church. **Speaker:** Velda Newman. Internationally recognized contemporary quilt artist, author, and lecturer from Northern California.

*Wear name tags * Sign up for refreshments for October mtg. *Return library books.

Sept. 13 Velda Newman Workshop "Creating Realism" 9am-3:30pm. See page 3.

Sept. 19 Board Meeting 7 pm
Craft Rm. Samarkand

Sept. 23 Newsletter deadline for October issue.

Sept. 26th Quilt Show Committee Meeting
7:00 pm at Samarkand in the Craft Room.

October 11 Quilt Show Boutique meeting
3:00 pm on Friday, at Earl Warren.



September Birthdays

- 01 Joyce Antrim-Sos
- 01 Charlene Garfinkle
- 02 Janis McDonald
- 03 Claire Fouquet
- 04 Jan Beckert
- 04 Jane Malmgren
- 05 Doris Gilman
- 07 Eileen Tufenkian
- 08 Dorothy Oksner
- 11 Lillian Hersh
- 13 Zetta Hanna
- 13 Verna Smith
- 20 Betty Pomatto
- 23 JoAnn Dovgin
- 25 Carrie Haagen
- 26 Ellen Heck
- 26 Diane Marazita
- 27 Peter Glatz
- 27 Cynthia Manzer
- 27 Mary Weaver
- 27 Ing Welker
- 30 Marcie Langford
- 30 Nancy Snyder



Community Quilts: *Rolling on to Our Next Project*

At the August 8th Guild meeting, we had a parade of over 70 beautiful quilts made for **Storyteller Children's Center** and their presentation to Lilliana Hensel, Executive Director of the Center, who took time from her daughter's birthday party to attend. The creativity of our talented and generous Guild members was impressive! Some of the Storyteller quilts will be in the Community Quilts display at the quilt show in October; when the show is over, they will be given to Storyteller.

For our final Community Quilts project this year we will be making placemats for **Meals on Wheels**, which will be presented in December. The Meals on Wheels program provides one home-delivered daily meal to the elderly homebound who are unable to provide adequate nutrition for themselves due to illness or age. The placemats will be distributed to the program's clients with one of the meals during the holiday season. We will need approximately 130 to 150 placemats in order for every client to receive one.

The placemats do not have to have a holiday theme, as we hope the recipients will enjoy using them year-round. They should be approximately 14" by 18," an inch larger or

smaller each way is fine. In order to provide a flat surface that will not cause tipping of cups and dishes, the placemats must have thin batting (clothing type) and be quilted, not tied. Kits will not be provided, but Cynthia has a more-than-adequate supply of appropriate batting. Cut pieces of this batting will be available at the September, October, and November Guild meetings.

These placemats are an opportunity to finish up that miniature quilt you started in class or to use one or more of those blocks left over from a class, workshop, and/or finished or abandoned quilt project! Or, perhaps, you have a fat quarter of a really cool focus fabric that never seems to go with anything when you've tried to use it. Elsewhere in this newsletter is a placemat pattern generously shared by Marty Frolli. Cynthia and Liz will show some sample placemats at the September meeting.

These placemats are fast and fun! If you are a new member with no fabric stash or if your hands don't quilt anymore, don't despair! You can still participate. Just contact Cynthia Manzer at 687-0657 or fishmanz@gte.net.

SBCQ Mystery Solved!

SBCQ = Santa Barbara
Custom Quilting



Santa Barbara Custom Quilting is Nancy King's new business. Formerly of Magic Carpet Travel, Inc., Nancy has a brand-new quilting machine and will be accepting work soon. She is very excited about this new venture and hopes to be of service to you for

many years. For right now, Nancy needs tops to practice on. If you have charity tops, or other tops you would be willing to donate, she will quilt, finish, and donate them in your name. Call Nancy for more details at SBCQ, 687-2063. Happy Quilting!! ●

APPRAISALS and EVALUATIONS



What are quilt appraisals/evaluations and what do they do?

AN APPRAISAL identifies and describes a quilt and assigns it a monetary value. An appraisal is arrived at through an analysis of numerous factors and is presented in written form. It is a legal document relied upon by insurance companies and other legal entities.

AN EVALUATION is a verbal assessment of a quilt. Evaluations are often used to satisfy an owner's curiosity, to assist in owner documentation efforts, or to determine whether a written appraisal is warranted.

How are appraisals used? Quilt makers and owners may want their quilts insured either at home or when they are shipped, entered in shows or used as teaching tools. Appraisals are also warranted when a quilt is offered for sale or as a charitable donation.

What are the three kinds of appraisals?

An **insurance** appraisal assigns a dollar amount to replace your quilt with a comparable quilt if it were lost due to fire, flood or theft. A **fair market value** appraisal will give you an idea of the current value of the quilt when offered

for sale. Quilt owners making a charitable donation of a quilt receive tax credit when a **donation appraisal** is done.

Quilt appraisals, evaluations and documentations will be offered at our October show. If you're considering having a quilt or quilt top - vintage or contemporary - appraised or evaluated, you should familiarize yourself with the reasons for, uses of, and the process involved in appraisals. Blue Island Quilts maintains a 3 ring binder with appraisal and quilt care information, or you may contact me for information.

IF YOU ARE interested in finding out more about quilt appraisals, there are several websites which may be of interest to you. Please visit the following sites but be careful! The many links are so engrossing that you may run out of time before you have learned about quilt appraisals!

<http://www.quilthistory.com/>

<http://www.shellyquilts.com/Appraisingquilts2.html>

http://www.kirkcollection.com/appraisal_quilts.asp

<http://quilt.com/appraiser>

Linda Karppinen
Quilt Appraiser
AQS Appraiser-Candidate

Fall 2002 Quilt Classes

Santa Barbara City College, Continuing Education Division *All classes at the Wake Center, 300 N. Turnpike (except where noted)*

Contemporary Quilting: Log Cabin Quilt
Maggie Godwin Steward. 10 Mondays (Sept 9th), 1-4 pm, *Faith Lutheran Church, Carp.*

Circle Medallion Quilts. Kristin Otte.
11 Tuesdays (Sept 10th), 1-4 pm & 6:30 - 9:30 pm.

Beginning Quiltmaking. Marty Frolli.
11 Wednesdays (Sept 11th), 9 am - Noon.

Four-Block Appliqué. Melody Bollay.
11 Wednesdays (Sept 11th), 1-4 pm and 6:30 - 9:30 pm.

Scrap Bag Quilts. Marty Frolli. 11 Thursdays (Sept. 12th), 9 am - Noon.

Quilter's Workshop. Marty Frolli.
11 Fridays (Sept 13th), 9 am - Noon.

See the full description of these classes and all others in the Fall Adult Ed schedule, now available at the Wake Center or the Schott Center, 310 W. Padre St.

Quilts That Tell a Story

Challenge Information and Application

OK, all you last minute quilters, the Challenge is upon us! You have a little more than one month from the time you read this newsletter to complete your challenge quilt. Now for those of us who work well under pressure, it's a piece of cake. (If it wasn't for deadlines, we wouldn't get anything done.) For the rest of you wonderfully organized people who have already finished their quilts, hurray for you! Please fill out the form below and call to get your quilt picked up.

To review: The theme is "Quilts That Tell A Story."
The guidelines are: Your quilt must be no smaller than 90 inches all the way around (approximately 24x24) and no larger than 162 inches (approximately 36x45).
Your quilt must tell its own story but may incorporate words or pictures.

Where to take your entries: Call Ranell when your quilt is ready, and she will arrange a pick up or drop off point (684-07042 H or 969-0859 W) **OR** take your quilts to Blue Island Quilts on **Wednesday October 16** where they will be picked up.

In order to protect your quilts and maintain the aura of suspense, please put your quilts in a bag and attach the application to the outside. I am counting on all of you to come up with some really wonderful story quilts.

Challenge Application



Name _____

Phone # _____

Size of quilt _____ Name of quilt _____

Techniques used:

What was your inspiration for this quilt?

Tell your quilt's story.

Did you face any special challenges when making this quilt?

What's your story?



October 2002 Block of the Month

Friendship Star

Supplies needed:

1. Background fabric: white, white-on-white, off-white, beige, ecru, etc.
2. Star fabric: solid or “reads-as-solid”, i.e., marbles, patterns that look solid at a distance. Any color.

To cut the pieces: Refer to figure 1 for placement.

1. From the background (white):
Four 2.5-inch squares
Two 3-inch squares
2. From the star fabric (color):
One 2.5-inch square
Two 3-inch squares

Piecing directions:

1. Start by making 4 half-square triangles from the 3-inch squares of the background and star fabrics. See Figure 2. Press towards the darker fabric. Trim these to 2.5-inch square.
2. Assemble the block as shown in Figure 1. Make sure that all of the “points” are facing in the same direction as you go in a circle around the center square.

Finished size: 6 inches x 6 inches. Unfinished size: 6.5 inches by 6.5 inches.

Figure 1





Figure 2



Guild Web Page Address:
<http://www.coastalquilters.org>



This Month:

September 12 Guild Mtg. 7 pm, St. Andrew's Church.
Speaker: Velda Newman. Internationally recognized contemporary quilt artist, author, and lecturer from Northern California. *Wear name tags * Sign up for refreshments for October mtg. *Return library books.
September 13 Velda Newman Workshop.
"Creating Realism" 9am-3:30pm, see page 3 for supply list.
September 19 Board Meeting 7 pm, Craft Rm. Samarkand
September 23 Newsletter deadline for **October** issue.
September 26th Quilt Show Committee Meeting
7:00 pm at Samarkand in the Craft Rm.
October 11 Quilt Show Boutique meeting
3:00 pm, at Earl Warren Showgrounds.

New Members and Membership Renewals

Memberships are yearly for new members and renewals.
Memberships may be added throughout the year.
Mail membership form with check or money order for \$25 to: Coastal Quilters Guild, Inc.,
P.O. Box 6341, Santa Barbara, CA 93160
Attn: Membership Guest fee: \$5.00

Coast Lines Newsletter

This is a monthly publication. Newsletter articles will be accepted up until the 23th of September for the October issue. Send to Coastline Editor **Susan Kinnell Carty**
4891 Frances Street, Santa Barbara, CA
93111 susan@carty.com
805-964-2942

Membership

Guild meetings are held on the second Thursday of each month at 7:00 p.m. at St. Andrew's Presbyterian Church, 4575 Auhay, Goleta, CA.
Please carpool, parking is somewhat limited. Coastal Quilter's Guild of Santa Barbara and Goleta is a non-profit, educational and charitable organization. It is the purpose of the Guild to educate its members about the history and preservation of the art form of quilt making and its related topics. Also to learn new techniques, improve skills and to inform the community at large about our quilt making heritage.

NON PROFIT ORG.
U.S. POSTAGE
PAID
Santa Barbara, CA
Permit No. 688

Coastal Quilters Guild
P.O. Box 6341
Santa Barbara, California
93160