


# CoastLines



Volume 10

Newsletter for Coastal Quilters Guild of Santa Barbara and Goleta, Inc.

October 2002

## UPCOMING Meetings

# October

### THE Challenge.

CQG Challenge is no doubt our most popular program.

Skill, creativity and fun surface when our members each tackle the same design "problem." Members, friends and family are the jury in this friendly competition for prizes. Join us. *Page 10 Entry Form.*

**November:** Barbara Dieges has published many patterns and 2 books. She will share her love of quilting and quilt history in her original one-person play, and she will do a workshop on techniques with traditional patterns. We hold our annual meeting and election at this meeting.

**December:** We will celebrate the holiday season with a special Mystery program. In addition, we will end the year with the installation of officers for 2003 and presentation of our Community Quilts.

**Coming in 2003:** Sharyn Craig, Philomena Durcan, and Jean Ray Laury.

## Quilt Show

Coastal Quilters Guild  
Presents

### Harvest of Colors 2002

our members' showcase.  
**Saturday and Sunday  
October 12 - 13, 2002**  
**10:00 am - 5:00 pm**  
Earl Warren Showgrounds  
Hwy. 101 & Las Positas  
Santa Barbara, CA.  
Admission \$5  
*please, no baby strollers.*

**Traditional &  
Contemporary Quilts  
Wearable Art  
Dolls**  
**30 Vendor Merchant Mall  
Guild Boutique  
Quilt Appraisals  
Historic Display of Marie  
Webster Quilts.**

### Inside this issue:

President's Message	2
September Door Prizes	
Barbara Dieges	3
Workshop Supply List	
Quilt Show Volunteers	4
My Notebook	5
New Members	6
Officers and Chairs	
Cool Sites	
Our Guild This Month	7
Quilt Show Boutique	
October Birthdays	
Opportunity Quilts Raf-	8
Community Quilt	9
Interesting Contest	
Challenge Application	10
Block of the Month	11
Membership Info.	12
Address	

## Challenge Quilt Deadline October 9<sup>th</sup>

The deadline for having your Challenge Quilt picked up at Blue Island Quilts is **OCTOBER 9<sup>th</sup>** (not the 16<sup>th</sup> as reported in the last newsletter). If you need to have your quilt picked up before the 9<sup>th</sup>, please call Ranell Hansen at 969-0859 (work) or 684-7042 (home). To protect your quilt and maintain the aura of suspense, please put your quilt in a bag and attach the application to the outside.



Theme 2002:  
Quilts that tell  
a story.

## President's Message:

### *Hello Quilters:*

Our quilt show is just a few days away, and plans are coming together very nicely. Betty Kelley and Judy Stanton, co-coordinators of the show, and all of the committees have worked very hard to make this an excellent show. Many of us are taking the final stitches in our quilts, and we are all looking forward to viewing the fruits of our labor. The Challenge quilts will be on display at our October meeting and at the quilt show, so we have a lot going on this month. Please see the update in this issue for quilt show volunteers.

At the Board meeting this month, we heard a report from Betty on the quilt show plans. There are displays of quilts at Border's bookstore, the Goleta Library, and Betty's Fabrics on State Street. You should notice posters advertising the show around town because they have been widely distributed. Our Opportunity Quilt will be on display at the Avocado Festival in Carpinteria, October

4-6<sup>th</sup>, and the Guild has decided not to have a boutique at the Holiday Faire at Early Warren Showgrounds on the weekend before Thanksgiving. However, we encourage all members to enter their quilts in the Faire for the October 26th deadline. The board has made the difficult decision to increase the cost of workshops to \$35

beginning in January. We made this decision after much discussion because we realize this will be a hardship for some of our members. However, the costs of speaker's fees and travel expenses have increased significantly in recent years, and workshop fees have not increased in more than five years. It may be necessary

in the future to have \$5-10 surcharges for workshops taught by some of the more expensive speakers, but this will be announced well in advance for the relevant workshop. Even at \$35, our workshops are a very good deal compared to classes at quilt shows.


I hope you find some peaceful quilting time each day, and we will see you at the October meeting!

*Diane Eardley*

## September Door Prizes


### Three cheers for our September winners:

CONNIE STONE  
DIANE MARAZITA  
GLADYS BROWN  
HELENA KENNEDY  
JANE MCMENAMIN  
JUDYL MUDFOOT  
NELLIE MUNOZ  
PENNY HALL



### And a standing ovation for our marvelous door prize donors:

Betty's Fabrics  
Coats & Clarke  
Creation Station (Buellton)  
Heartwarmers (Ojai)  
Judy Miller  
K1C2 Solutions  
Marcus Brothers Fabrics  
Princess Mirah  
Quilter's Cupboard  
Timeless Treasures

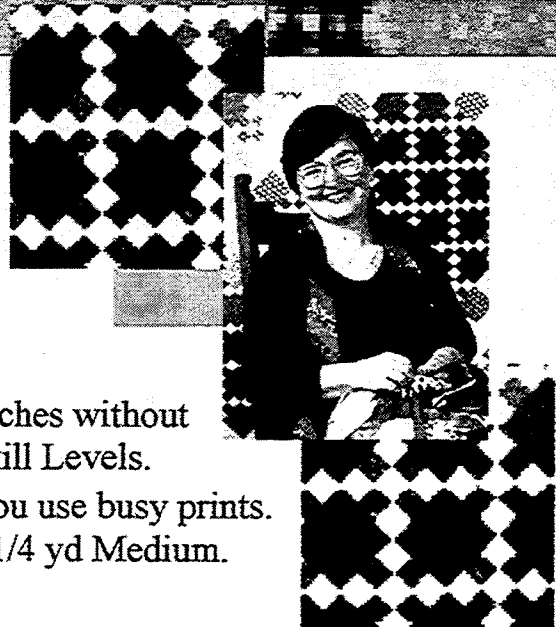


# Barbara Dieges Workshop

## "Seven Sisters"

Friday, November 15, 2002

9 am. – 3:30 pm. Goleta Valley Community Center,  
5679 Hollister Ave., Goleta CA



In this workshop you will learn how to make hexagon patches without set-in seams. Knowledgeable Beginner to Experienced Skill Levels.

**Supply List Fabrics:** this quilt block looks best when you use busy prints.

#1 - 5/8 yd Background, #2 - 1/4 yd Medium-Light, #3 - 1/4 yd Medium.

### Tools & Supplies:

Basic sewing supplies & sewing machine.

1/4" foot or measurement for your machine.

Rotary cutter, mat & ruler.

**Note:** The ruler **must have** 30°/60° markings in both directions.

Fine straight pins.

Schmetz Quilting Needles #75-90 or Jeans/Denim #90;

NOT Universal

100 % cotton thread to match the background fabric

\$5 for pattern booklet, includes color photo.

### Optional:

Small travel iron

Large 60° triangle

### Workshop Preparation

This is very important because when you come to class all we want to do is SEW, SEW, SEW!


1. Please make sure your machine is in good working order. Clean it, replace needle & fill two bobbins.
2. Preshrink the fabric if you like, though it's not necessary.
3. To save time *in* the workshop, cut & sew the following strips across the width of the fabric.

Cut **FIVE** 2 1/4" strips of fabric #1. Cut **THREE** 2 1/4" strips of fabric #2.

Cut **THREE** 2 1/4" strips of fabric #3.

4. Place fabric strips, right sides together, matching edges carefully in the following pairs: One #1 strip & another #1 strip. One #1 strip & one #2 strip. One #1 strip & one #3 strip. One #2 strip & one #3 strip
5. Sew the strips together with a scant 1/4" seam along both sides, the full length of the strips.
6. Bring the remaining unsewn strips & fabric to class.

Please plan to arrive by 8:45 to set up for the workshop. Coffee & tea are provided by the guild. Please bring a snack to share & either a sack lunch or you may choose to go out in the area. There will be a mid-day break. Questions? Call Kristin Otte, 683-4390.




# Heritage Valley Festival of Quilts

The 5th annual Heritage Valley Festival of Quilts will take place at the California Oil Museum, 1001 E. Main Street, in Santa Paula from September 28 - November 17. Featured will be "True Blue Indigo Quilts: Past & Present" with a gallery talk & reception on Sunday October 6, 2002 from 1 - 3 PM. The museum telephone number is 805-933-0076 or you can go to their website at [www.oilmuseum.net](http://www.oilmuseum.net) The museum is located at the corner of Main and 10<sup>th</sup> Streets in Santa Paula.

## A Big Thank You to Santa Barbara Bank and Trust!

The Quilt Show Committee learned last month that there would be a substantial parking fee charged by Earl Warren Showgrounds for the use of the Showgrounds parking lot during our October quilt show. Santa Barbara Bank and Trust, where Coastal Quilters Guild has banked for several years, graciously agreed to underwrite the parking fees for our upcoming show.

Santa Barbara Bank and Trust appreciates the numerous community outreach projects undertaken by Coastal Quilters Guild. We thank SBBT for this generous gift!




## QUILT SHOW VOLUNTEERS

Those of you who have already signed up as volunteers for the quilt show will receive a postcard early in the week before the show reminding you of the shift you requested and giving you instructions on where to meet at the show. It is important that you bring this card with you to the show since it is your free pass for admission during your shift. The volunteer sign-up sheets will be available at the October meeting, or you can call or e-mail Diane Eardley (963-8321) to sign-up. We particularly need volunteers for the education table, but all volunteers are welcome.

## Quilt Show Boutique --

### Are You Ready??!!


The Boutique is ready for the Quilt Show! This is the perfect time and place to buy a gift, a Christmas present, or just something special for yourself. There are many new items from which to choose. Come browse and see our Boutique!



◆ If your machine doesn't have a bobbin empty sensor, and you're working on a project where it's important not to run out of bobbin thread, fill two bobbins, and use one as your top thread. You can easily keep an eye on it and know when your bobbin is nearing empty.

# My Notebook

By Teresa DeWitt



I keep a quilting notebook. It began as self-defense against absent-mindedness. Like most quilters I meet, I'd a scattered collection of block sketches or ideas scratched on odd slips of paper. Grocery receipts, discarded envelopes, telephone notepads; none were safe from my pencil. Every now and then, one sketch would prove itself a *keeper*. If I didn't lose it, that is.

When I sketched out a border with block corners to go on my daughter's coyote quilt, I knew I couldn't afford to lose it. In a bound blank book I carefully redrew it, coloring it in appropriately, wrote what it was intended for, and the date. Modest beginnings.

With coyotes on the brain, I sketched out an elaborate map for a future pieced quilt already referred to as "Coyote Moon." Has it been started yet? No, but I have plans.

Month by month, the notebook grew. I mapped out the blue sampler called "Jeff's Quilt." I sketched out the pieced border, so I wouldn't forget it. I found a batch of forgotten drawings and drafted in my favorites. I kept note of what progress I'd made on any projects that month. One month I did nothing but experiment with block settings. That counts: I may use those one day.

Workshops and guest lecturers started to sneak into my notebook. Interesting blocks floated across the pages. Photos of completed tops, quilts, and labels nestled within the leaves. Wish lists cropped up. Dragonflies, bug in a bottle, and waterwheel blocks decorated the pages. Once a little love note from my husband was hidden between the pages. That, too, is preserved.


What began as a sketchbook has blossomed into a diary, brag book, and a navigational beacon. I know exactly where to go for my best sketches. Fellow quilters ask to look through it, and occasionally a convert is won: She begins her own notebook. Someday my daughter may carefully preserve this notebook for her own children to leaf through. But what matters now is that the notebook keeps me on course by keeping my ideas fresh in my mind. As beautiful as quilt reference books can be, none can compare with mine, because it is a labor of love.


Excuse me now. I hear a coyote moon calling me.

*Teresa DeWitt is a member of the Illini Country Stitchers and a brand-new member of the Coastal Quilters Guild. She can be reached by e-mail at [tdewitt@prairienet.org](mailto:tdewitt@prairienet.org). When Teresa is not quilting or writing (see her column in the *Quilters' Newsletter Magazine*, Sept 2001, p. 64), she works at the University of Illinois, Champaign-Urbana.*

**You Know You're a Quilter When...**

Your ironing board is always set up but you never iron clothes on it.





## GRANT HOUSE

SEWING MACHINES

Magnolia Center  
5152-A Hollister  
967-3680

### COOL SITES

Suriname Peace Corps Quilts

<http://www.globaltell.org/galson/quilts.html>

The Quilt of Tears:

Vietnam Agent Orange Memorial Quilt

<http://silverrose.org/quilts.html>

Make a Quilt Greeting Card

<http://quilting.about.com/?once=true&>

Quilt Blocks Galore

<http://www.quilterscache.com/>

QuiltBlocksGalore17.html

Quilt Bee Questionnaire

<http://www.homestead.com/thequiltmaker/beequestion.html>

National Online Quilters

<http://noqers.org/>

Quilt University

<http://www.quiltuniversity.com/>

### New Members

OCTOBER 200

**Sharon Beach**

922 Patrica Ct.

Ojai, CA 93023

805-640-0540

[Sharon@beachfamily.ne](mailto:Sharon@beachfamily.ne)


**Teresa DeWitt**

1010 W. Washington Street

Champaign, IL 61821

217-356-1462

[tdewitt@prairienet.org](mailto:tdewitt@prairienet.org)



**Jacklyn Wolf**

2003 Mountain Ave.

SantaBarbara, CA 93101

682-8083 (home)

964-9810 (work)

[jacki@sbbldg.com](mailto:jacki@sbbldg.com)

## Officers and Committee

### Chairs - 2002

President-Diane Eardley

Vice President Current Programs-Angela Moll

Vice President Future Programs- Robin Ruge

Workshops-Kristin Otte

Recording Secretary- Penny Odom

Corresponding Secretary-Evelyn Gorrindo

Treasurer-Margaret Dear

Parliamentarian/Nominations- June Gerrard

Block of the Month-Marcia Moore

Challenge-Ranell Hansen

Community Projects- Liz Turner and

Cynthia Manzer

Coastlines Editor-Susan Kinnell Carty

Coastlines Layout-Marlene Pearson

Newsletter Distribution- Joanne Conklin

Newsletter Printing-Orex Printers

Door Prizes- Nancy Snyder and Judy Miller

Historians-Betty Libbert and Barbara Aspen

Librarians-Joe and Peggy Beavers

Membership-Toni Percival and Wanda Livernois

Refreshments- Pat Stanovich and Kathy Draine

Satellite Groups-Nina La Voy

S.C.C.Q.G. Representative- Marty Lee

Special Events- *open*

Telephone Committee- Judy Freeman

2002 Opportunity Quilt- Karen Pickford

Future Opportunity Quilt (2003)

Wanda Livernnois and Lena Scharfeld

Opportunity Tickets-Marilyn Martin


Public Relations- Desiree Cook

Scholarships- Nola Ferguson

Welcome Committee- Sandy Hess, Sandy Wilmot  
and Joyce Ball

Quilt Show Co-Chairs-Betty Kelley  
and Judy Stanton

◆ We know you love quilting  
If you also like to read, try  
**books on tapes.** This allows  
you to do both at the same  
time. Also known as  
multi-tasking.




## FOR SALE

Singer Centennial edition sewing machine with its original black carrying case, a buttonholer, bobbin case, 30 or so bobbins, and an instruction booklet. It was serviced July 2 of this year by Mr. Cabbage and is in very good shape.

E-mail me at [anniedenio@aol.com](mailto:anniedenio@aol.com)

*Sara Smith*



## Quilt Show

### Boutique News

All vendors in the Boutique should bring their items for sale to the October 11<sup>th</sup> meeting at Earl Warren Showgrounds. The meeting is at 3:00 pm and will be in the Boutique area. All items that you want to sell should have a price tag with the price and your initials clearly marked so there is no problem when the booth workers need to read them.

On all items sold at the Quilt Show Boutique, taxes will be charged at the cash register. These will be given to the state of California following the show. 15% of each vendor's profits will go to the Coastal Quilters Guild to cover the cost of the Boutique booth space at Earl Warren Showgrounds.

Call me if you have any questions or special problems.

*Evelyn Gorrindo 687-2170*

## Our Guild This Month:

Oct. 9 CQG Challenge, Final Deadline.

Oct. 10 Guild Mtg. 7 pm, St. Andrew's Church.

CQG Challenge. Members, friends and family are the jury in this friendly competition for prizes.

*Use Entry Form on Page 10.*

\*Wear name tags \*Sign up for refreshments for November meeting. \*Return books.

Oct. 11 Quilt Show Boutique meeting 3:00 pm.

Quilt Show Dinner 6:00 pm. Earl Warren Showgrounds.

Oct. 12 & 13 Quilt Show Harvest of Colors

Earl Warren Showgrounds 10 am—5 pm

Oct. 17 Board Meeting 7 pm

Craft Rm. Samarkand

Oct. 28 Newsletter deadline for November issue.

## October Birthdays

- 02 Lynette Lishman
- 06 Charity Gourley
- 07 Judy Patterson
- 07 Patricia Shewczyk
- 09 Judy Rys
- 13 Mary Deweese
- 14 Ruth Kuykendall
- 14 Kristin Lewis
- 15 Roberta Goldenbee
- 15 Ellen Richardson
- 15 Susann Trandem
- 16 Marilyn Blomstrand
- 19 Peggy Beavers
- 19 Toni Percival
- 23 Arla Wardell
- 25 Joann Conklin
- 25 Diane Eardley
- 25 Sandy Filippello
- 25 Evelyn Gorrindo
- 25 Sandy Hess
- 25 Kathy Laabs
- 26 Nola Ferguson
- 26 Maggie Godwin Steward
- 27 Suzy Carter
- 31 Joyce Berger




## Opportunity Quilt Raffle

To everyone who has picked up your envelope of 12 raffle tickets, a big "THANK YOU" as this saves postage expense for the guild. The remaining envelopes have been mailed out to the members. Any new members that were not on the mailing list, please contact me, and I will be happy to send you tickets. We would like to see every member sell their tickets as this alone would raise approximately \$3,000 toward our community service projects. In addition, we had volunteers that sold tickets at the YMCA Health Fair, Stow House Fourth of July, Camarillo Quilt Guild meeting, and Avocado Festival in Carpinteria. The quilt will be on display at our Harvest of Colors Quilt Show and of course, we hope you sell lots of tickets there!

If you wish to purchase or sell more than 12 tickets, you can get more at the guild meetings or call me. Also you may turn in your ticket stubs and money at the meetings or send to me.

We will have the quilt on display at the guild meetings -- it is a beautiful king size quilt. The drawing will be held at the December 12th guild meeting. Let's all sell tickets and make this a huge success. Our scholarship commitment and community outreach programs depend on your participation.

Thank you,  
*Marilyn Martin*



### *Let Freedom Ring*

This beautiful king-size quilt could be yours! Tickets may be purchased for \$1.00 each or 6 for \$5.00 at the Guild meetings.

The Opportunity Quilt  
is a benefit for  
the Coastal Quilters'  
Guild Scholarship Fund.

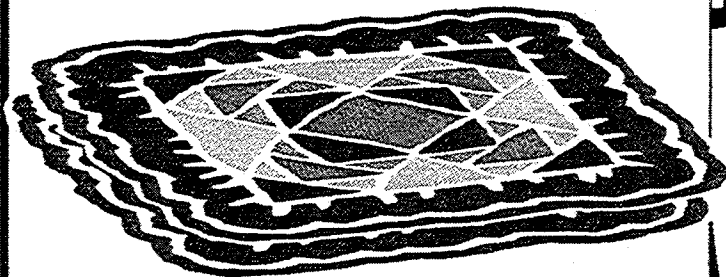
See it in full color on our  
WEB site at [coastalquilter.org](http://coastalquilter.org)



# Community Quilts

## *It's Showtime.*

Our quilt show this month will include a display of community quilts made this year by you, our fabulously creative and generous Guild members! There will be about a dozen of the quilts made for **Storyteller** and some of the **Meals on Wheels** placemats, selected from those completed and turned in by the Guild meeting on October 10<sup>th</sup>. It will be a display that we can take pride in and that undoubtedly will impress the non-Guild folks who attend the show.



Judging from members' response to the placemats project at the September meeting, the Guild should be able to fulfill its commitment to **Meals on Wheels** for 150 placemats by the December meeting. In less than 10 minutes, you snatched up 50 cut pieces of batting! More cut batting will be available at the October and November Guild meetings. If you won't be at those meetings or don't want to wait, contact Cynthia Manzer at 687-0657 to arrange to pick up the batting you need for your placemat(s). You also can contact Cynthia if you need another copy of the placemat pattern that was included in the September newsletter or if you have any other questions about this project.

# INTERESTING CONTEST

J. T. Trading Corp, makers of the Spray and Fix family of fabric adhesives and Matilda's Own Wool Batting, is sponsoring a quilting contest with cash prizes. Entries must be received by August 1, 2003, and more information can be found on their website at <http://www.sprayandfix.com>, or by calling 203-270-7744.

## Violet Menoher

Friends will be saddened to learn that Violet Menoher, a former member of our guild, passed away August 30, 2002, in Roseberg, Oregon. Vi moved to Roseberg from Goleta about five years ago to be near her family. Services were held September 6<sup>th</sup> in Roseberg and burial will be in her native state of Pennsylvania. While living here, Vi was a member of Straight and Narrows Satellite Group, and Mended Hearts Chapter #22. She retired from UCSB as a librarian and resided in Goleta for about 25 years.



## 1840-1940 Quilts: California Bound, California Made.

A major exhibition called "Quilts: California Bound, California Made 1840-1940" opens to the public on October 1, 2002, in the FIDM Museum-Galleries at the Fashion Institute of Design & Merchandising, 919 S. Grand Avenue, Los Angeles, CA The exhibit will include 38 extraordinary quilts that illustrate the diverse origins of California's quilting legacy. Selected early clothing will also be on display.

# Quilts That Tell a Story

## Challenge Information and Application

OK, all you last minute quilters, the Challenge is upon us! You have a little less than one week from the time you read this newsletter to complete your challenge quilt. Now for those of us who work well under pressure, it's a piece of cake. (If it wasn't for deadlines, we wouldn't get anything done.) For the rest of you wonderfully organized people who have already finished their quilts, hurray for you! Please fill out the form below and call to get your quilt picked up.

**To review:** The theme is "Quilts That Tell A Story."

The guidelines are: Your quilt must be no smaller than 90 inches all the way around (approximately 24x24) and no larger than 162 inches (approximately 36x45).

Your quilt must tell its own story but may incorporate words or pictures.

**Where to take your entries:** Call Ranell when your quilt is ready, and she will arrange a pick up or drop off point (684-07042 H or 969-0859 W) **OR** take your quilts to Blue Island Quilts on Wednesday October 9 where they will be picked up.

In order to protect your quilts and maintain the aura of suspense, please put your quilts in a bag and attach the application to the outside. I am counting on all of you to come up with some really wonderful story quilts.

---

## Challenge Application



Name \_\_\_\_\_

Phone # \_\_\_\_\_

Size of quilt \_\_\_\_\_ Name of quilt \_\_\_\_\_

Techniques used:

What was your inspiration for this quilt?

Tell your quilt's story.

Did you face any special challenges when making this quilt?

What's your story?



# November 2002 Block of the Month

## Maggie's Sixteen Patch

This pattern comes to us from Maggie Godwin Steward. Some of Maggie's former class members might recognize this block pattern as the one in her father's wedding quilt. Although this block was the Block of the Month several years ago (before my time), several members have specifically requested it. So, here it is:

Supplies needed: 4 fabrics

Two predominantly black print fabrics (two different fabrics)

Two loud print fabrics (two different fabrics)

Decide which of the blacks is the "blackest" and which of the prints is the "loudest".

Cutting:


From each of the 4 fabrics, you will need four 1.75-inch (1¾ inch) blocks.

Piecing directions:


Piece the 16 squares as shown in Figure 1. The black prints and the loud prints will alternate in a checkerboard pattern. **However, the "blackest" black print fabric, and the "loudest" loud fabric will be on the diagonals.**

Finished size: 5 inches x 5 inches. Unfinished size: 5.5 inches by 5.5 inches.

Figure 1



Guild Web Page Address:  
<http://www.coastalquilters.org>



## This Month:

- Oct. 9 CQG Challenge Final Deadline**  
**Oct. 10 Guild Mtg.** 7 pm, St. Andrew's Church.  
**CQG Challenge.** Members, friends and family are the jury in this friendly competition for prizes. *Entry Form on Page 10.*  
\*Wear name tags. \*Sign up for refreshments for November meeting. \*Return books.  
**Oct. 11 Quilt Show Boutique meeting,** 3:00 pm on Friday. Quilt Show Dinner. Earl Warren Showgrounds.  
**Oct. 12 & 13 Quilt Show Harvest of Colors**  
Earl Warren Showgrounds **10 am—5 pm**  
**Oct. 17 Board Meeting** 7 pm Craft Rm. Samarkand  
**Oct. 28 Newsletter deadline for November issue.**

## New Members and Membership Renewals

Memberships are yearly for new members and renewals.  
Memberships may be added throughout the year.  
Mail membership form with check or money order for \$25 to: Coastal Quilters Guild, Inc.,  
P.O. Box 6341, Santa Barbara, CA 93160  
Attn: Membership

Guest fee: \$5.00

## Coast Lines Newsletter

This is a monthly publication. Newsletter articles will be accepted up until the 28th of October for the November issue. Send to Coastline Editor **Susan Kinnell Carty**  
4891 Frances Street, Santa Barbara, CA  
93111 [susan@carty.com](mailto:susan@carty.com)  
805-964-2942

## Membership

Guild meetings are held on the second Thursday of each month at 7:00 p.m. at St. Andrew's Presbyterian Church, 4575 Auhay, Goleta, CA.  
Please carpool, parking is somewhat limited. Coastal Quilter's Guild of Santa Barbara and Goleta is a non-profit, educational and charitable organization. It is the purpose of the Guild to educate its members about the history and preservation of the art form of quilt making and its related topics. Also to learn new techniques, improve skills and to inform the community at large about our quilt making heritage.



NON PROFIT ORG.  
U.S. POSTAGE  
PAID  
Santa Barbara, CA  
Permit No. 688

Coastal Quilters Guild  
P.O. Box 6341  
Santa Barbara, California  
93160