

# CoastLines

Volume 4

Newsletter for Coastal Quilters Guild of Santa Barbara and Goleta, Inc.

April 2003

## April Speaker:

Pamela Hastings is an artist/doll maker from New York. She has been sewing, drawing, and making dolls since she was 5 years old. She has exhibited her work in many museums and galleries including our own Santa Barbara Museum of Art. You can see her work in the new book *Making Creative Cloth Dolls* from Lark Books. Pamela will be sharing her ideas on doll making for quilters.



The Libby Lehman Workshop is currently full, but a wait list is being formed. Previous workshops have often had last-minute cancellations, so don't hesitate to sign up. Please contact Betty Kelley at 687-1443 if you would like to go on the wait list.

### Directory Correction:

2003 Opportunity Quilt -  
Kristin Otte  
Opportunity Quilt Tickets -  
Barbara Franklin and  
Lena Scharfeld

### Inside this issue:

President's Message	2
Pamela Hastings Workshop Supply List	3
Libby Lehman Workshop Supply List	4
Challenge 2003! March Door Prizes	5
Survey Says...	6
Quilted Eggs?!	7
Community Quilts	8
Our Guild This Month Officers and Chairs	9
New Members	10
Block of the Month	11
Membership Info. Address	12

### Special Door Prize for April

An old, hand-done Double Irish Chain blue and white quilt will be one of the door prizes for April. If you are a collector or restorer of old quilts, then this is your opportunity to win a real prize!

### UPCOMING Meetings

**May:** Libby Lehman from Houston, Texas will be our guest in May. She is the author of the beautiful book, *Threadplay* and is a leader in innovative machine stitching. Her studio art quilts have won many awards and her quilt Joy Ride was chosen as one of the Best 100 American Quilts of the 20th Century. [www.libbylehman.com](http://www.libbylehman.com)

**June:** New Members Picnic/Members Showcase. We will celebrate our new members with a sharing of good food and showcase the work of 3 of our members.

**July:** Sue Nickels of Ann Arbor, Michigan is well known for her skills in machine quilting and appliqué. She has written a book, "Machine Appliqué," about techniques and has been teaching locally and nationally for 12 years. Her most thrilling moment was winning the 1998 AQS Best of Show for "The Beatles Quilt." [www.sue.nickels.com](http://www.sue.nickels.com)

Remember to return  
overdue library books...  
and please think about NO  
pew-fume at the meetings!

*Thank.x*

# President's Message:

Dear Quilters,

Like many of you, I am preoccupied with the media coverage of the war in Iraq. The images and interviews are disturbing, yet I want to stay informed. As unrelated as this may at first sound, it is especially during times like these that I am reminded of the important role that quilting plays in my life.

For several days I have spent every possible moment in my sewing room. With the television on I have selected fabrics, refined my choices on the design wall, and sewn pieces together with uncharacteristic speed. What I have created isn't a cheerful quilt, but the project has calmed me while



allowing me to listen to the war coverage. There have been other times in my life when frenzied sewing has soothed my soul. These 'sewing marathons,' as I refer to them, never fail to help me face the highs and lows of life. I'll bet many of you know just what I mean.

I leave for Kentucky in a few days. (No, not Paducah, Bowling Green, remember?)

Yes, the National Corvette Museum and factory awaits me. Hopefully, the trip will inspire me to finally get going on the Corvette quilt I have been promising to make for the garage. (It's a long story, as you can imagine.)

I'll see you in April.

Fondly,  
*Susan West*

## April Birthdays

Nancy King	5	Becky Schurman	17
Denise Lessels	5	Betty Shumaker	17
Barbara Smith	7	Margaret Dear	18
Janet Jensen	7	Sonia Eston	18
Margaret Kocimski	8	Karen Pickford	20
Ruth Walters	12	Carol Drescher	21
Maryann Huggins	13	Beverly Ferro	21
Norah McMeeking	13	Lorraine Miner	21
Kathy Rose	13	Laura Nanna	25
Paula Raimondo	16	Paulette Ley	26
Erma Sheaha	16	Linda Karppinen	27
Barb Felkey	17	Gladys Brown	28
		Nancy Olsen	30

### Quilter's Math

Crib	Twin	Double/ Full	Queen	King
26" X 48"	39" X 75"	54" X 75"	60" X 80"	76" X 80"

# PAMELA HASTINGS

## *A DOLL IN A DAY*

*Introduction to Dollmaking for Quilters*

Friday, April 11, 2003

9:30 – 3:30 pm.

Goleta Valley Community Center  
5679 Hollister Ave., Goleta CA



*In this fun and easy class you will use your sewing and piecing skills to create at least one and perhaps a whole family of dolls using Pamela's basic pattern and learning how to adapt the pattern to an infinite variety of colors, shapes and sizes. Try out new fabric combinations and use those odd quilt squares, beads and bits of yarn to make quick gifts for friends and family. No UFO's in this class!*

### SUPPLY LIST

- Sewing machine
- Basic sewing supplies – scissors, needles, thimble, basic colors of thread
- Tools to draw on fabric and a ruler
- Paper scissors, paper, ruler, tape and pencil
- At least 4 color coordinated fat quarters or up to 20 different color coordinated scraps of cotton fabric
- Yarns, ribbons, buttons, etc., for embellishments
- One lighter color or suitable print for face and hands
- 1# bag of polyfill-type stuffing. Stuffing tools will be provided.

Check Pamela's web site for pictures of completed projects and feel free to e-mail her with any questions before or after class.

Pamela Hastings [pmoonlight@ulster.net](mailto:pmoonlight@ulster.net)

[www.pamelahastings.com](http://www.pamelahastings.com)

Please plan to arrive by 8:45am to set up for the workshop. Coffee and tea are provided by the Guild. Please bring a snack to share and either a sack lunch or you may choose to go out in the area. There will be a mid-day break.

*Questions? Call Betty Kelley 687-1443*

Please plan to arrive by 8:45 to set up for the workshop. Coffee and tea are provided by the Guild. Please bring a snack to share and either a sack lunch or you may choose to go out in the area. There will be a mid-day break for lunch. Questions? Call Betty Kelley at 687-1443.



# Libby Lehman Workshop

## *Threadplay I: The Basics*

Friday, May 9, 2003

9:00 am - 3:30 pm

Goleta Valley Community Center  
5679 Hollister Avenue, Goleta, CA



This workshop concentrates on exploring different machine stitching techniques to give your quilts an individual and unique flavor. In order to learn as many different styles as possible, students will develop samples rather than completing a class project. The following will be covered: sheer ribbon illusions, satin and decorative stitching, and potluck applique. Each student must have a zigzag sewing machine. Libby is by no means a mechanic, so please come to class with a clean machine in good working order.

### Supply List:

- \_\_\_ Sewing machine (zigzag) with all manuals & accessories, especially darning and embroidery feet. *Yes, it is worth bringing your best machine!*
- \_\_\_ Multi-plug & long extension cord.
- \_\_\_ 8" or 10" wooden machine embroidery hoop with an adjustable screw. These are not hand embroidery hoops. If you can't find the wooden hoop, look for a plastic hoop with adjustable screw.
- \_\_\_ Scissors, both paper and fabric.
- \_\_\_ Iron-on tearaway stabilizer or freezer paper.
- \_\_\_ Pencil.
- \_\_\_ Straight pins.
- \_\_\_ Paper sack for trash.
- \_\_\_ Tape to attach sack to table.

### FABRIC:

- \_\_\_ Six 14" (approx.) different fabric squares in solid colors or small prints. Include at least one very dark or black, a green and a bright color.

### FOR CLEANING MACHINE:

- \_\_\_ 4 cotton buds (Q-Tips).
- \_\_\_ 2 chenille stems (soft pipe cleaners).
- \_\_\_ lightweight sewing machine oil.

### SEWING MACHINE NEEDLES:

- \_\_\_ #90/14 Topstitch; or 90/14 Metallica or Metafil.

- \_\_\_ #80/12 Microtex, Jeans/Denim, or Universal.

### THREADS:

- \_\_\_ Cotton sewing threads to match fabrics, except for the very dark or black.
- \_\_\_ The Bottom Line, Tru-Sew, Metrolene, Sew-Bob, Clotilde or YLI Bobbin & Lingerie. These are very fine, synthetic threads for the bobbin. Choose black or a dark color if possible. Do not get Sulky Bobbin Lite.
- \_\_\_ 40 wt. rayon or decorative polyester in a medium and light value of the same color.
- \_\_\_ Sulky, Madeira, Superior, Mettler, Yenmet or YLI metallic and a 40wt. rayon or polyester in a matching but lighter color. Do not get the shiny mylar or hologram threads for this.
- \_\_\_ Variegated metallic (eg, Sulky #7020 or Madeira Astro #3 or #4).
- \_\_\_ Any other threads for experimenting.

### OPTIONAL BUT VERY HELPFUL:

- \_\_\_ *THREADPLAY* by Libby Lehman (That Patchwork Place, 1997)
- \_\_\_ Extra bobbin case
- \_\_\_ Cushion for chair (especially if you're short!)
- \_\_\_ Extra bobbins

Please plan to arrive by 8:45 to set up for the workshop. Coffee and tea are provided by the Guild. Please bring a snack to share and either a sack lunch or you may choose to go out in the area. There will be a mid-day break for lunch. Questions? Call Betty Kelley at 687-1443.

## HAVE YOU STARTED YOUR CHALLENGE QUILT?




It's not too early to start thinking **BLACK AND WHITE...WITH A TOUCH OF COLOR.**

If you're thinking of a landscape...try scanning a photograph into your computer and removing the color. You will quickly know if there is enough contrast for a B&W version. If you're looking at traditional blocks...make one and use mirrors to see how it will develop. There are many current issues that can be presented visually. Get started! Questions to Sandy Wilmot (687-5052) or Karin Cooper (569-7125).

Why did the chicken cross the beach?  
To get to the other tide.

## Simple Deviled Eggs



6 hard-cooked eggs, peeled  
3 tablespoons mayonnaise, salad dressing  
OR  
3 tablespoons half-and-half  
1/2 teaspoon ground mustard (dry)  
1/8 teaspoon salt  
1/4 teaspoon pepper

Cut eggs lengthwise in half. Slip out yolks and mash with fork. Stir in mayonnaise, mustard, salt and pepper. Fill whites with egg yolk mixture, heaping it lightly. Cover and refrigerate up to 24 hours.

### March Door Prizes

#### Winners and Contributors

#### THANK YOU TO OUR DONORS:

*SUSAN PALMER* for the book *PS, I Love You*, enough homespun strips and 4 yds flannel backing for the quilt on Pg. 26 of the book; *POSSIBILITIES* for the book *Forever Friends*, and *UNKNOWN* for 50 5" green squares, 4 yds of backing fabric, and 3 fat qtrs in greens to honor St. Patrick's day; *FAIRFIELD* and *UNKNOWN* for 2 doll patterns, 1 yd fabric for one of the doll's dresses, enough Fairfield polyfill for one of the dolls and a doll-size overstuffed chair; *DENISE LESSELS* for 5 yds of coordinated spring floral fabrics; *SUSAN PALMER* and *UNKNOWN* for pattern called "Cannonballs, Chevrons & Crosses" plus fifty 4" reproduction fabric squares, 2 yds of reproduction backing fabric and a set of 3

decorative fabric balls cut from antique quilts found in an antique shop in Solvang; *HEARTWARMERS* for a set of note cards and a \$20 gift certificate to Lou Ann Schlichter's shop in Ojai.

#### CONGRATULATIONS TO OUR WINNERS:

Ingrid B. – again! Gwendolyn Jeeter – a new guild member. Martha Adams – again! Ursula – again! Judy Gorrindo. Sue Schull – another new member. There must be something about sitting together that makes some of our winners so lucky – or maybe they donate more...or stuff the box of their favorite doorprize! Speaking of donations, the Guild received \$147 in this month. Thank you, everyone!

*Susan Palmer, Marilyn Blomstrand, and  
Denise Lessels*

## Survey Results

Thanks to you everyone who participated in my survey at last month's meeting. I printed 120 questionnaires and got 95 responses – that is a 79% response rate! I thought you would like to know how you responded as a group. The greatest number of you, thirty-seven, have been quilting for 2 – 10 years. Twenty-five quilters have 10 – 20 years experience; twenty-two have been quilting more than 20 years; and 11 said they had been quilting less than 2 years.

Twenty of the total responses said they attend 5 or more workshops per year; forty-eight said they attend no more than 2 per year; and twenty-four said they never attend workshops. (I realize that I left out the group that attends three or four each year, so for those that responded by writing in those numbers, I added you to the five or more group.)

We are an up-to-date group with a total of eighty responses to having use of a computer; fifty-nine have a PC type and twenty-one have a Mac. Seventy-six quilters said they had CD drives & forty have DVD readers.

The responses to where you buy quilt patterns and books break down like this: eighty-four said shops; sixty-six said shows; thirty-seven checked catalogs; twenty-seven said the Internet; and twenty-five added magazines. (Remember, you could check more than one response.)

Finally, in answer to the question, "Did you ever buy an item on the Internet?", sixty-five of you said yes.

## Coastal Quilters Guild 2003 Budget

Administrative Cost.....	\$300.00
Block of the Month .....	165.00
Challenge .....	300.00
Charitable Donations .....	400.00
Community Quilts/Projects ....	150.00
Door Prizes .....	50.00
Equipment .....	50.00
Facility Rental/Expenses .....	1,800.00
Historian .....	200.00
Hostess June Meeting .....	100.00
Insurance .....	450.00
Library .....	500.00
Membership.....	400.00
Miscellaneous .....	200.00
Newsletter .....	4,500.00
Opportunity Quilt/Tickets .....	1,000.00
Programs/Workshops .....	13,500.00
Refreshments .....	100.00
SCCQG Guest Travel/Dues.....	500.00
Scholarships .....	500.00
Storage Locker .....	550.00
 Total Expenses .....	 \$25,715.00


By comparison, our group is right in the mainstream of the current information about quilters and their habits. *Quilts Inc.* and *Quilters Newsletter Magazine* have published the results of their 2000 survey and our responses fit in with their information. You can read the survey at <http://www.quilts.com/survey.htm>. Thanks again for your help and I'll update you as I progress with my project.

*Kristin Otte*

## Was It the Quilt or the Egg? In This Art, Both Are First.

Jane Pollak produces truly exquisite designs, intricate details, brilliant color schemes . . . on an egg? Applying gem-like colors the design is "written" on the egg in wax. From classic "quilt" patterns, to traditional Ukrainian Easter eggs and everything in between, you're sure to be enchanted by this age-old craft. A former high school art teacher, she recounts looking for a class project and getting caught up in decorating traditional Ukrainian Easter eggs. It escalated to showing the eggs at craft shows to creating many different series, patterns and then eggshell jewelry. During the bicentennial she was inspired to create quilt patterns. She now produces eight or nine different motifs including paisley, Egyptian, Japanese stencil, Ukrainian, Southwest and the most popular, quilt.

Much of Jane's artistry -- creating decorated eggs and eggshell jewelry -- is inspired by antique quilts. She wrote a book, "Decorating Eggs -- Exquisite Designs with Wax and Dye" (the Sterling Publishing Company, 1996). She has also created four eggs for the White House.



Ms. Pollak uses the ancient wax and dye method of decorating "quilted egg" art and jewelry eggs using designs inspired by traditional quilt patterns. "Everyone is so techie today, it's refreshing to see things that are handmade. There's a great appreciation for the human touch. There's so little of that in our society today."

**Copyright 2002 The New York Times Company**  
By BESS LIEBENSON,  
CONNECTICUT WEEKLY DESK

See and purchase these wonderful eggs by artist Jane Pollak.  
<http://www.janepollak.com/artist/decorative.html>





## COMMUNITY QUILTS: WHAT ARE THEY?

The Guild is fortunate to welcome many new members this year, and some of them may be wondering, "What *are* community quilts?" Coastal Quilters Guild, Inc. is a non-profit, educational, and charitable organization. One activity that Guild members undertake each year to carry out the Guild's charitable purpose is to make quilts for local organizations such as Adventures in Caring, Cottage Hospital Neonatal Unit, Storyteller Children's Center, and Meals-on-Wheels. These quilt projects provide opportunities for members to practice their quilting skills as well as to contribute to our community. For those

who like to "weed" their fabric stashes now and then, they can donate the "weeds" to the Community Quilts stash. The Community Quilts kits available at Guild meetings are put together from this donated stash.

The Neighborhood Clinics baby quilt project has generated a great response so far. Twenty quilts were turned in at the March meeting, for a total of 37 quilts. Keep up the good work! If you have any questions about this project, talk to Cynthia Manzer or Kathy Laabs at the April meeting; they will be at the Community Quilts table at the back of the room. You also may call Cynthia at 687-0657 or Kathy at 965-3933.

## COOL SITES-

Emily Parson Art Quilts

<http://www.emilyquilts.com/index.htm>

Plato's Diamond

<http://m759.freeservers.com/>

Great How Tos and Houston Photos

<http://quilting.about.com/library/weekly/mpreviss.htm>

Colorquilts Gallery

<http://www.colorquilts.com/gallery.html>

Site run by our own Guild member

Beverly Vollaire Ferro!

<http://www.oldmadequilts.com>

Martingale is the parent of

"That Patchwork Place," which publishes some of the best quilt books around.

They are also wonderful donors for our door prize program!

<http://www2.martingale-pub.com/>

## How To Cook Perfect Hard Boiled Eggs

Place a desired amount of eggs in a saucepan. Cover the eggs with enough cold water, so that the water level is approximately one inch above the eggs.

Keeping the saucepan uncovered, heat the eggs and water over high heat until the water boils rapidly. Remove the saucepan from the heat and cover. Allow the water and eggs to stand for 18 - 20 minutes. Immediately pour the hot water from the saucepan, and run cool water over the eggs until they are cool enough to handle. Drain.



## Officers and Committee Chairs - 2003

**President**—Susan West  
**Vice President Current Programs**—Angela Moll  
**Vice President Future Programs**—Robin Ruge  
**Workshops**—Nancy King, Betty Kelley  
**Recording Secretary**—Penny Odom  
**Corresponding Secretary**—Judy Stanton  
**Treasurer**—Margaret Dear  
**Parliamentarian**—Joyce Ball  
**Block of the Month**—Jan Beckert, Marlene Pearson  
**Challenge**—Sandy Wilmot, Karin Cooper  
**Community Projects**—Cynthia Manzer, Kathy Laabs  
**Coastlines Editors**—Susan Carty, Marlene Pearson  
**Coastlines Printer**— OREX Copies  
**Door Prizes**—Marilyn Blomstrand, Denise Lessels,  
Susan Palmer  
**Historian**—Betty Libbert, Doris Gilman (photographer)  
**Librarians**—Laura Nanna, Nola Ferguson, Arla Wardell  
**Membership**—Wanda Livernois, Diane Eardley  
**Newsletter Distribution**—Joann Conklin, Marilyn Martin  
**Refreshments**—Mary Deweese, Linda Estrada  
**Satellite Groups**—Norah McMeeking  
**S.C.C.G. Representative**—Pat Masterson  
**Special Events**—Lynn Laughrin, Joann Conklin  
**Telephone Committee**—Judy Freeman  
**2003 Opportunity Quilt**—Kristin Otte  
**2004 Opportunity Quilt**—Lena Scharfeld and  
Wanda Livernois  
**Opportunity Tickets**— Barbara Franklin and  
Lena Scharfeld  
**Public Relations**—  
**Scholarships**—Nola Ferguson  
**Welcome Committee**—Erma Sheaha, Pat Shewczyk,  
Michelle Garbarino

## Our Guild This Month:

**April 10** Guild Mtg. 7 pm,  
St. Andrew's Church.

Guest speaker:

**Pamela Hastings**, Doll Maker.

\*Wear name tags \*Sign up for  
refreshments for April  
meeting. \*Return library books.

**April 11** Pamela Hastings  
workshop, *A Doll in a Day*  
**9am—3:30pm** Goleta Valley  
Com. Center

**April 17** Board Meeting 7 pm  
Samarkand Craft Room.

**April 21** Newsletter deadline for  
May issue.

## To Peel Your Hard Boiled Eggs

With a hard boiled egg that has  
been cooled, tap each end of the  
egg lightly on kitchen counter to  
crackle the shell. Roll the egg  
between your hands or on your  
kitchen counter to loosen the  
shell, then peel under gently  
running cold water.




**GRANT HOUSE**

SEWING MACHINES

Magnolia Center

5152-A Hollister

967- 3680



## NEW MEMBERS

**Akau, Loesje**

730 Via Miguel

Santa Barbara, CA 93111

964-3034 4-Aug

stichnlady@hotmail.com

**Coleman, Isabel**

1106 Sunset Place

Ojai, CA 93023

646-4101 27-Mar

ojaiquilter@sbcglobal.net

**Conner, Mary**

7041 Armstrong Rd.

Goleta, CA 93117

968-8164 8-Aug

MaryHConner@cox.net

**Felkey, Barb**

5110 Whitecap St.

Oxnard, CA 93035

382-2551 17-Apr

984-5447 W

AFelkey@aol.com

**Fleming, Linda**

2007 State St.

Santa Barbara, CA

93105

687-7757

**Italo, Susan**

413 Oriole St.

Ojai, CA 93023

640-8355 14-Dec

**Jacobs, Sherry**

12860 MacDonald Dr.

Ojai, CA 93023

649-5046 19-Aug

**Schurman, Becky**

64 S. Patterson Ave. #206

Santa Barbara, CA

93111

683-5123 17-Apr

schurmanbecky@aol.com

**Sears, Debbie**

4643 9th St.

Carpinteria, CA 93013

684-0361 30-Aug

568-2804 W

**Skelly, Karolynn**

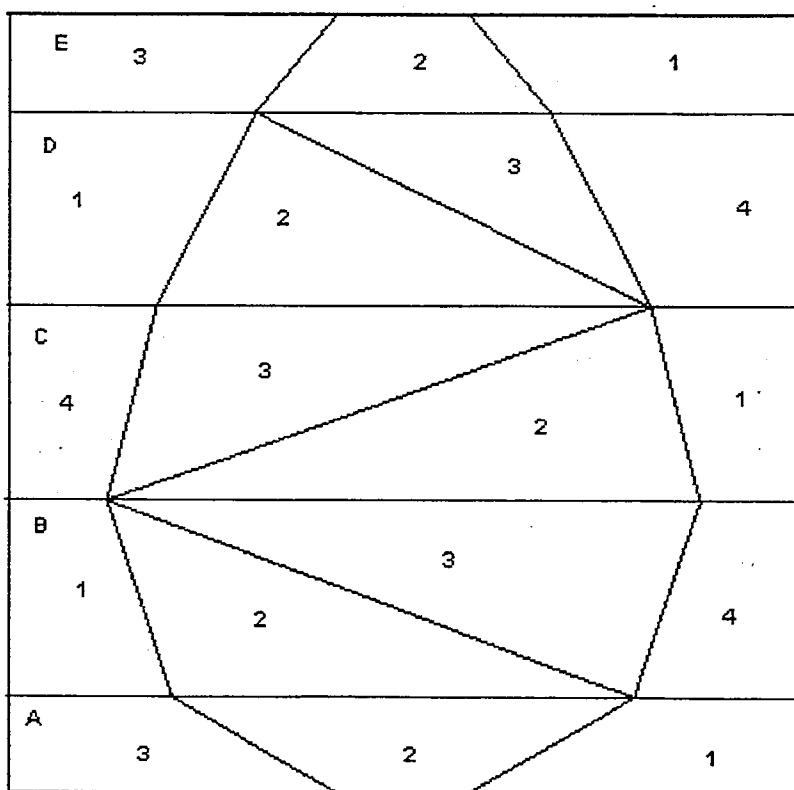
5305 Beachcomber St.

Oxnard, CA 93035

984-2855 13-Jan

KMKS13@aol.com

### Quilt-Design.com Ute-Barbara, Skjønberg, Norway




Sew Precise - Easter Egg with Triangles - finished size 4 inch

### Quilting Events in Southern California and Nevada

April 11-13	Henderson Convention Center, Henderson, NV. "2003 Quilt Show"	<i>Desert Quilters of Nevada</i> 2003 Quilt Show
April 25-27	International AgriCenter, Tulare "Quilt Show and Sale"	<i>The Best of the Valley:</i> A regional show of quilts and wearable art.
May 3	Robert Hall Winery, Paso Robles, 1:00 pm "Quilts in the Vineyard"	<i>Almond Country Quilters</i> biannual small quilt auction

# MAY Block of the Month - fusible appliqué

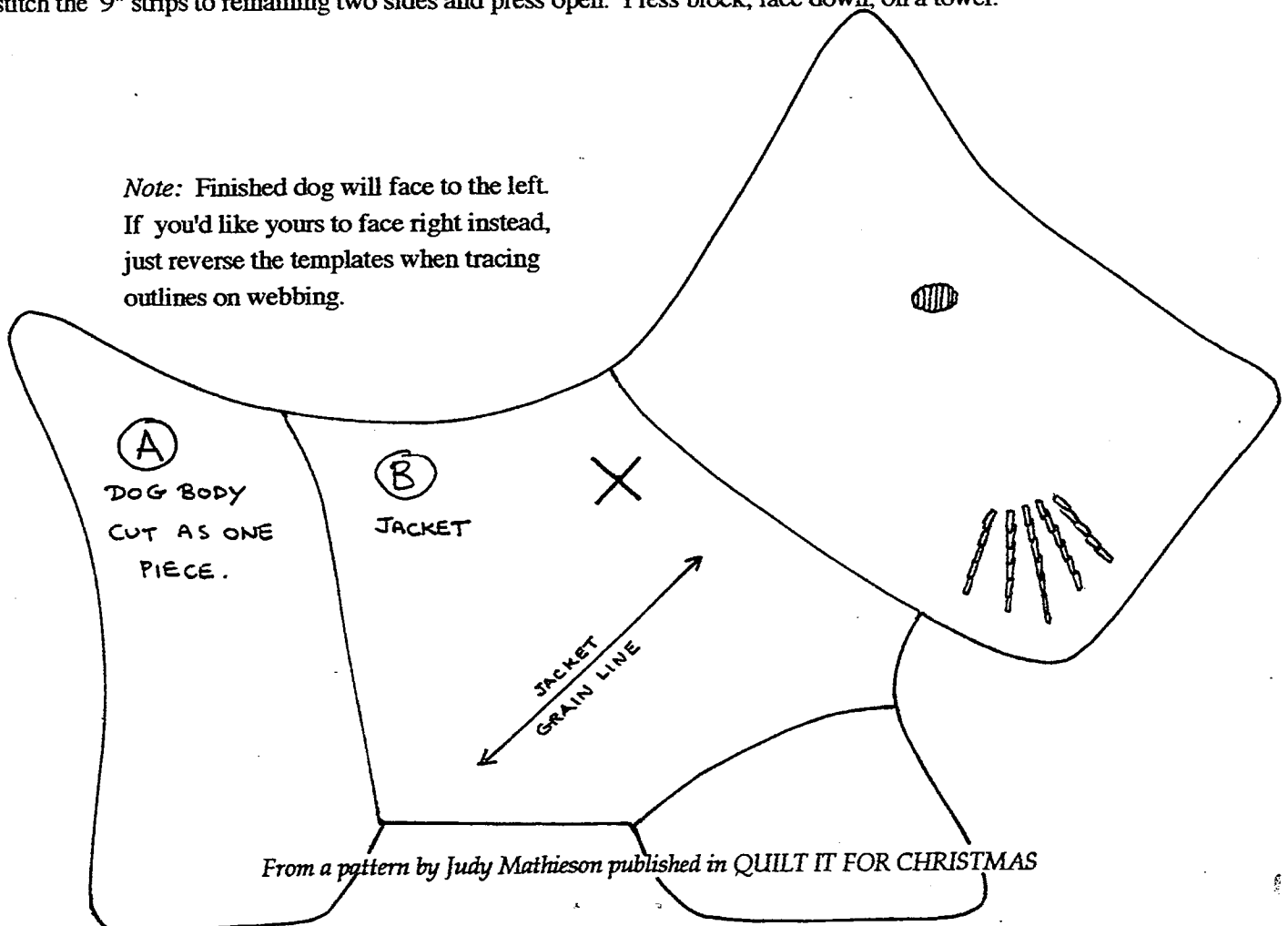
## SCOTTIE DOG!



1. **CREAM PRINT OR SOLID:** Cut one rectangle 9-1/2" x 7" for background.
2. **BLACK OR DARK GRAY SOLID:** A piece large enough for dog body shape.
3. **PLAID(S):**
  - a) *For Borders:* From one plaid, cut two strips measuring 9-1/2" x 1-1/2" and two strips 9" x 1-1/2".
  - b) *For Dog's Jacket:* A scrap of same or different plaid big enough for jacket shape (if you're in a whimsical mood, you can use paisley instead).
4. **PAPER-BACKED FUSIBLE WEBBING:**
  - a) Using templates "A" and "B", trace dog and jacket shapes onto paper side of webbing (cut dog in 1 piece).
  - b) About 1/2" *outside drawn lines*, cut out each shape. About 3/8" *inside drawn lines*, cut out and discard the center part of each shape (*save outer parts!*).

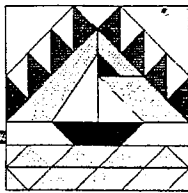
- Fuse dog shape to back of black or dark gray solid. Fuse jacket shape, on bias, to back of plaid (or paisley) fabric. Cut out each piece along original marked template outline, then remove paper from webbing.
- Crease cream rectangle diagonally to find center. Use pins to mark position "X" (from template) on body and jacket pieces. Aligning "X" pin with center point, fuse dog body to rectangle. Aligning jacket "X" with center and jacket edges with dog edges, fuse jacket to dog.
- Using colors to match dog body and jacket, machine satin-stitch over all fused edges. With light-colored embroidery thread, embroider eye and whiskers on dog's face.
- Using 1/4" seam allowances, stitch the 9-1/2" plaid border strips to long sides of rectangle. Press open, then stitch the 9" strips to remaining two sides and press open. Press block, face down, on a towel.

*Note:* Finished dog will face to the left.  
If you'd like yours to face right instead,  
just reverse the templates when tracing  
outlines on webbing.



*From a pattern by Judy Mathieson published in QUILT IT FOR CHRISTMAS*

Guild Web Page Address:  
<http://www.coastalquilters.org>



## This Month:

**April 10** Guild Mtg. 7 pm, **St. Andrew's Church.**

Guest speaker **Pamela Hastings** Doll Maker.

\*Wear name tags \*Sign up for refreshments for April meeting. \*Return library books.

**April 11** **Pamela Hastings** workshop, *A Doll in a Day*  
**9am—3:30pm** Goleta Valley Com. Center

**April 17** Board Meeting 7 pm Samarkand Craft Room.

**April 21** Newsletter deadline for **May** issue.

## New Members and Membership Renewals

Memberships are yearly for new members and renewals.

Memberships may be added throughout the year.

Mail membership form with check or money order

for \$25 to: Coastal Quilters Guild, Inc.,

P.O. Box 6341, Santa Barbara, CA 93160

Attn: Membership

Guest fee: \$5.00

## Coast Lines Newsletter

This is a monthly publication. Newsletter articles will be accepted up until the 21th of April for the May issue.

Send to Coastline Editor

**Susan Kinnell Carty**

4891 Frances Street,


Santa Barbara, CA 93111 [susan@carty.com](mailto:susan@carty.com)

## Membership

Guild meetings are held on the second Thursday of each month at 7:00 p.m.

at St. Andrew's Presbyterian Church,  
4575 Auhay, Goleta, CA.

Please carpool, parking is somewhat limited. Coastal Quilter's Guild of Santa Barbara and Goleta is a non-profit, educational and charitable organization. It is the purpose of the Guild to educate its members about the history and preservation of the art form of quilt making and its related topics. Also to learn new techniques, improve skills and to inform the community at large about our quilt making heritage.



NON PROFIT ORG.  
U.S. POSTAGE  
PAID  
Santa Barbara, CA  
Permit No. 688

Coastal Quilters Guild  
P.O. Box 6341  
Santa Barbara, California  
93160