


CoastLines



Volume 5

Newsletter for Coastal Quilters Guild of Santa Barbara and Goleta, Inc.

May 2003

MAY SPEAKER:

LIBBY LEHMAN

Libby is a quiltmaker artist from Houston, Texas, who is well known for her incredible machine quilting, and the wonderful embellishment on her quilts.

She began making quilts 30 years ago when her mother, Catherine Anthony, signed them up for a basic class. Over the years she has evolved from a traditional handworker to one of the leaders in innovative machine stitching. Her studio art quilts have won many awards and appear in private, corporate and museum collections. Her quilt, *Joy Ride*, was chosen as one the Best 100 American Quilts of the 20th Century.

She is the author of *Threadplay with Libby Lehman*, published by That Patchwork Place in 1997. In addition to making quilts she teaches, lectures, and judges in the US as well as internationally.

We have opened a second workshop with Libby on Saturday, May 10th, as Friday filled up so quickly. See information about this workshop on page 3 and 4.

ADDITIONAL SATURDAY WORKSHOP WITH LIBBY LEHMAN



Libby Lehman will do her *Threadplay I* workshop on Friday, May 9. That workshop filled up very quickly. Now Libby has agreed to teach another workshop, *Threadplay II*, on Saturday May 10. In this workshop she will share new techniques for machine embellishment/quilting. (*Threadplay I* is not a prerequisite for this workshop.)

If you are interested in reserving a space on Saturday May 10th, please contact Betty Kelley at 687-1443, or by e-mail at gbkelley@cox.net

Inside this issue:

President's Message	2
Libby Lehman Workshop Supply Lists	3-4
Challenge 2003!	5
Newcomers & Satellite Coastal Charms	6
In Stitches	7
Door Prizes	8
Our Guild This Month Officers and Chairs	9
FOR SALE	
Annual Picnic in June Community Quilts Judging	10
Block of the Month	11
Membership Info. Address	12



UPCOMING Meetings

June: New Members Picnic/Members Showcase. We will celebrate our new members with a sharing of good food and showcase the work of 3 of our members.

July: Sue Nickels of Ann Arbor, Michigan is well known for her skills in machine quilting and appliqué. She has written a book, "Machine Appliqué", about techniques and has been teaching locally and nationally for 12 years. Her most thrilling moment was winning the 1998 AQS Best of Show for "The Beatles Quilt". www.sue.nickels.com

August: Silent Auction. This is our chance to clean out our stashes. Your donations will find a new home in this sale to benefit our Guild Programs.



President's Message:

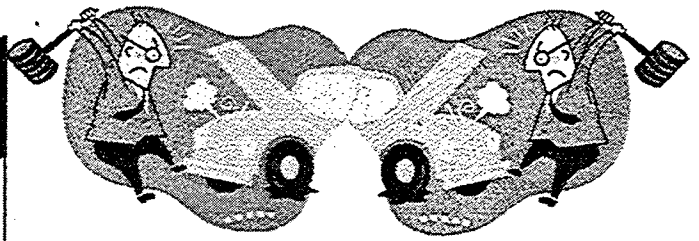
Dear Quilters,

I write this on a day that began with car trouble and a drive to Oxnard to get the car repaired. What I thought might become a bad day, turned out to be surprisingly nice. Why? It was all because of quilting.

First my daughter telephoned the news that her friend Samantha had written to say that she loved the small wall quilt I had sent her. Though the Peace Corps provided Sammy with a small hut in the mountains of Ecuador, wall art was not included.

While waiting several hours for the mechanics to work their magic, I used a loaner car to explore some of the quilt shops in the Oxnard area. The owner of the first shop remembered me from a class I had attended, and even remembered liking and photographing my quilt at our October quilt show. (Yikes, two compliments in one day—I am unaccustomed to such an abundance of flattery!) After those nice words, of course I bought some fabric and spent some time looking at the selection of quilt books.

The next fabric store sold all kinds of cloth, as well as patterns and sewing notions. It was here that I found the perfect sky fabric for my quilt-in-progress and enjoyed looking through pattern books, reminding myself of



the old days when I made clothing instead of quilts. Best of all, I learned about a new community quilts idea to suggest to Cynthia and Kathy.

Driving home in my repaired car, I found myself thinking about the many ways my life is enriched by quilting, the pastime that began as a hobby and has most definitely become a passion. Quilting prevents me from ever being bored, provides me with an endless source of fun (and frustration), keeps the problem-solving part of my brain sharp, and connects me with all of you. Becoming active in our guild has introduced me to many new friends. (Please keep that in mind in a couple months when our Nominations Committee asks for volunteers for the 2004 CQG Board.) And quilting makes a trip to anywhere exciting because I am always on a quest for new fabric, new ideas, and new quilting acquaintances.

Yes, this was a surprisingly nice day. I'll see you at the next meeting. Libby Lehman's lecture is sure to be great!


Susan West

May Birthdays

Layla Khashoggi 2
 Ruth McMullin 3
 Becky Gallup 4
 Lorna Morck 4
 Sharon Beach 5
 Lena Scharfeld 5
 Jane McMenammin 6
 Dorothy Gibbons 8

Betty Libbert 9
 Rita Jones 9
 Dorothy Fitch 10
 Aurora Gonzalez 13
 Mary Bursek 14
 Tabby Pagliotti 15
 Michelle Peerson 17

Debra Jeter 17
 Joey Strait 24
 Susan Cochran 25
 Nancy Frick 25
 Angela Moll 28
 Isabel Bartolome 29
 Jean Mac Millan 29
 Heather Georgakis 30



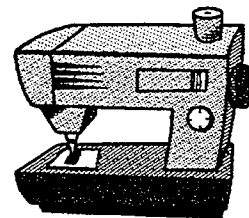
Libby Lehman Workshop

Threadplay I: The Basics

Friday, May 9, 2003

9:00 am - 3:30 pm

Goleta Valley Community Center
5679 Hollister Avenue, Goleta, CA



This workshop concentrates on exploring different machine stitching techniques to give your quilts an individual and unique flavor. In order to learn as many different styles as possible, students will develop samples rather than completing a class project. The following will be covered: sheer ribbon illusions, satin and decorative stitching, and potluck applique. Each student must have a zigzag sewing machine. Libby is by no means a mechanic, so please come to class with a clean machine in good working order.

Supply List:

- ___ Sewing machine (zigzag) with all manuals & accessories, especially darning and embroidery feet. *Yes, it is worth bringing your best machine!*
- ___ Multi-plug & long extension cord.
- ___ 8" or 10" wooden machine embroidery hoop with an adjustable screw. These are not hand embroidery hoops. If you can't find the wooden hoop, look for a plastic hoop with adjustable screw.
- ___ Scissors, both paper and fabric.
- ___ Iron-on tearaway stabilizer or freezer paper.
- ___ Pencil.
- ___ Straight pins.
- ___ Paper sack for trash.
- ___ Tape to attach sack to table.

FABRIC:

- ___ Six 14" (approx.) different fabric squares in solid colors or small prints. Include at least one very dark or black, a green and a bright color.

FOR CLEANING MACHINE:

- ___ 4 cotton buds (Q-Tips).
- ___ 2 chenille stems (soft pipe cleaners).
- ___ lightweight sewing machine oil.

SEWING MACHINE NEEDLES:

- ___ #90/14 Topstitch; or 90/14 Metallica or Metafil.

- ___ #80/12 Microtex, Jeans/Denim, or Universal.

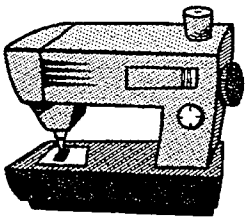
THREADS:

- ___ Cotton sewing threads to match fabrics, except for the very dark or black.
- ___ The Bottom Line, Tru-Sew, Metrolene, Sew-Bob, Clotilde or YLI Bobbin & Lingerie. These are very fine, synthetic threads for the bobbin. Choose black or a dark color if possible. Do not get Sulky Bobbin Lite.
- ___ 40 wt. rayon or decorative polyester in a medium and light value of the same color.
- ___ Sulky, Madeira, Superior, Mettler, Yenmet or YLI metallic and a 40wt. rayon or polyester in a matching but lighter color. Do not get the shiny mylar or hologram threads for this.
- ___ Variegated metallic (eg, Sulky #7020 or Madeira Astro #3 or #4).
- ___ Any other threads for experimenting.

OPTIONAL BUT VERY HELPFUL:

- ___ *THREADPLAY* by Libby Lehman (That Patchwork Place, 1997)
- ___ Extra bobbin case
- ___ Cushion for chair (especially if you're short!)
- ___ Extra bobbins

Please plan to arrive by 8:45 to set up for the workshop. Coffee and tea are provided by the Guild. Please bring a snack to share and either a sack lunch or you may choose to go out in the area. There will be a mid-day break for lunch. Questions? Call Betty Kelley at 687-1443.




Libby Lehman Workshop

THREADPLAY II: PRIMA DONNAS

Saturday, May 10, 2003

9:00am - 3:00pm

Goleta Valley Community Center
5679 Hollister Avenue, Goleta, CA



Continue to explore the wonderful world of *Threadplay*. This workshop covers how to deal with prima donnas, such as slippery sheer fabrics, upside-down bobbin drawing, couching weird stuff, and quilting with metallics. We will concentrate on technique samples rather than a class project.

Tips and ideas for making your quilts easier and unique are sprinkled throughout this fun and informative workshop. Each student must have a zigzag sewing machine. Libby is by no means a mechanic, so please come to class with a clean machine in good working order.

SUPPLY LIST:

___ Sewing machine (zigzag) with all manuals & accessories, especially darning, couching and embroidery feet. **Yes, it is worth bringing your best machine!**

- ___ Multi-plug & long extension cord
- ___ Extra bobbin case (needed for bobbin drawing)
- ___ Scissors, both paper and fabric
- ___ Iron-on tearaway stabilizer or freezer paper
- ___ Fine line permanent marker
- ___ Straight pins
- ___ Pencil

FABRIC:

- ___ Two 14" (35cm) fabric squares in solid colors or small prints.
- ___ Three fabric scraps, about 10" (25cm) square, in bright colors.
- ___ One 12" (30cm) square (approx.) of a sheer fabric (tulle, chiffon, organza, netting, etc.) that shows up when placed on top of your fabrics
- ___ 1/2 yd. paper-backed fusible web. My favorites are Aleene's, Trans-Web or Steam-a-Seam
- ___ Paper sack for trash
- ___ Tape to attach sack to table

FOR CLEANING MACHINE:

- ___ 6 cotton swabs (Q-Tips)
- ___ 2 chenille stems (soft pipe cleaners)
- ___ lightweight sewing machine oil

SEWING MACHINE NEEDLES:

- ___ #90/14 Topstitch,; #90/14 or #80/12 Metallica; or #90/14 or #80/12 Metafil
- ___ #70/10 or #80/12 Microtex, Jeans/Denim, or Universal

THREADS:

- ___ Regular cotton sewing thread to match fabrics
- ___ *The Bottom Line, Bobbinfil, Tru-Sew, Metrolene, Sew-Bob, or YLI Bobbin & Lingerie. These are very fine synthetic threads for the bobbin. Do not get Sulky Bobbin Lite.
- ___ *40 wt. rayon or acrylic, any color
- ___ *Sulky, Madeira, Superior, Yenmet, Mettler or YLI metallic
- ___ *Heavy bobbin thread, such as Décor, Designer 6, Glamour, Candlelight, perle cotton #5 or #8, or Pearl Crown Rayon
- ___ Any other threads you want to experiment with


If you can't find these threads, a good source is Web of Thread (1-800-955-8185) www.webofthread.com. You can order a thread kit for this class (request the Threadplay II kit, regular or deluxe).

OPTIONAL BUT VERY HELPFUL:

- ___ **THREADPLAY** by Libby Lehman (That Patchwork Place, 1997)
- ___ Temporary spray adhesive, such as 505, Sulky Temporary, Sullivan's Quilt Basting Spray, or KK 2000
- ___ Cushion for chair
- ___ Applique scissors
- ___ Extra bobbins

Please plan to arrive by 8:45 to set up for the workshop. Coffee and tea are provided by the Guild. Please bring a snack to share and either a sack lunch or you may choose to go out in the area. There will be a mid-day break for lunch. Questions? Call Betty Kelley at 687-1443.

What's black and white with a touch of color? The Coastal Quilters' Challenge, That's What!



There are a LOT of blacks, whites, and grays available this season...plains, batiks, patterns large and small. (The colors you all have already.) The "rules" - which are really suggestions - are in your March newsletter. But if it's gone missing: **Quilt:** top, batting and backing, held together by quilting.

Size: circumference 96 inches to no more than 162 inches. (If it's too small we can't see it and if it's too big we can't hang it.)

Color: accent only - roughly 1% to 5% of quilt. **When due:** A few days before the October Guild Meeting

Questions: Karin Cooper (569-7125) and Sandy Wilmot (687-5052)

April New Members

Debra Blake

210 Barranca Ave.

Santa Barbara, CA 93109

Gwendolyn Jeter

1223 Unit #B Stonecreek Rd.

Santa Barbara CA 93105

SUNFLOWER SEED SOUP



2 cup Shelled sunflower seeds

3 each Scallions with tops, sliced

6 cups Water

2 cubes of chicken broth

1 teaspoon Salt

Place all ingredients in a large saucepan and simmer, stirring occasionally, for 45 minutes. Serve hot.

From: The Art of American Indian Cooking

Jean Ray Laury Update

Jean sends her best to our guild. She had a wonderful time here in Santa Barbara. Many of you asked her where to find her "Rag Time" fabrics. She says to look on her website www.jeanraylaury.com There you can see the fabrics in each color in detail. After you have made a note of the design and color, contact your local quilt store and have them order it for you through www.quilters-paradise.com

Jean also sent us four autographed copies of her books. Look for them in the library.

Guild Directory

Gentle Reminder: Please remember that the directory is issued only to Coastal Quilters Guild members for their personal convenience in conducting Guild business. Any other use must be approved by the CQG Board of Directors.

HELP WANTED!

In August we will have our "Silent Auction" fundraiser. Money earned from our sale funds the wonderful programs and events that entertain and inspire us each month. Are there individuals or a group willing to take over and organize this? I know many of you might have some ideas about how to make this a fun, successful sale.

If you would like to take this over or be on a committee, PLEASE contact Robin Ruge 966-5882 rruge@cox.net or Angela Moll 683-6622 angela@voneicken.com

Newcomers Get Acquainted Gathering And Satellite Group Organizing Meeting

One of the best ways to get to know your fellow guild members is to join a satellite group. These small informal groups meet outside the guild, usually in the homes of the members. Friendships develop, information is exchanged (along with quilt blocks sometimes!), and your quilting is both admired and improved. However, most satellite groups are "full," and new groups are needed. Over the coming year, we'll have special satellite meetings, both days and evenings, geared especially for our newer members. "Seasoned" members are also invited to meet our new members at these gatherings and it is hoped that seasoned members will take a leadership role in starting new groups.

If you are a new guild member, or if you are

interesting in joining/starting a satellite group, you are cordially invited to attend this meeting: Monday, May 5, from 2:00pm to 4:00pm at the home of Norah McMeeking, 2047 Cielito Lane. Please respond by calling 962-8511.

Directions from the Old Mission: Drive up Mission Canyon to Foothill Road. Turn right at the T-junction. Follow the Rt. 192 signs toward Montecito until you come to an intersection at the water filtering plant at Sheffield Reservoir. Turn left in front of the plant, and pass Rockwood on your right. Drive slowly! As you crest a short hill, you'll see two roads branch off to the right. Take the center road, Gibraltar. Turn left at the first road, Cielito Lane (if you come to a stop sign at El Cielto and Gibraltar, you went too far. If you see signs for Scofield Park, you missed Gibraltar Road). 2047 is the last house on the left. Come down the driveway and park. Check our website: <http://www.coastalquilters.org> for maps.

Central Coast Charm: A Quilt Shop Tour

May 30, 31 & June 1, 2003

From Atascadero to Camarillo, there are 15 wonderful quilt shops. Visit all 15 during the three days of the 2nd Annual Quilt Shop Tour and pick up free quilt block patterns, a free door prize ticket, and a little extra something at each shop. If you visit every shop and get your Tour Pass validated at each shop, you'll be entered in the drawing for one of three Grand Prizes! And of course you won't want to visit all those shops and not add to your stash...would you??

Here are the 15 shops, from north to south:

Quilter's Cupboard (Atascadero)
Sew Fun (Atascadero)
The Cotton Ball (Morro Bay)
Betty's Fabrics (San Luis Obispo)
Quiltin' Cousins (Pismo Beach)
The Quilt Attic (Arroyo Grande)
Creative Patches (Nipomo)
Sophie Ann's (Santa Maria)
The Creation Station (Buellton)
Blue Island Quilts (Santa Barbara)
The Treasure Hunt (Carpinteria)
Heartwarmers Mercantile (Ojai)
Brownie's Basement (Santa Paula)
Quilt Ventura (Ventura)
Stitcherz (Camarillo)

See you on the road!


In stitches: by Mary Thompson

THE GREATEST!

When my husband and I got married, he was a country music fan, while I (to put it mildly) was not. I thought all country music was the whiny, twangy, sing-through-your-nose variety with lyrics like, "My dog done left me, and my wife got run over, and I sure do miss my dog." However, after nearly 22 years, I've learned that while "tears-in-your-beer" music does exist, it's not the whole story. Some country music songs paint vivid, touching, evocative pictures, like Kenny Rogers's "The Greatest."

This song tells of a little boy with a bat and a ball, going out to play, and exulting, "I am the greatest player in the world." He tosses the ball in the air, swings at it, and misses it three times. But is he discouraged? No, indeed! He says, "I am the greatest, and that's a natural fact, but even I never knew I could pitch like that!"

How wonderful if we could approach our quilting with the enthusiasm and confidence of a child. Often these joyous, childlike qualities are stripped away by years of criticism and comparison. I suspect that the child in the song was very young, as I recall the enthusiasm with which my boys approached the game when they were small, then the slow, sad decline in enjoyment as their abilities were compared with those of others. Somehow we lose sight of the fact that games—and hobbies—are supposed to be fun. I recently pieced a Liberty Star block



that didn't turn out like the picture; the effect was more pinwheel-like than star-like. I imagined the white-gloved matrons at the fair holding it as if it were a soiled diaper, wrinkling their noses, and tut-tutting over that "crooked"

block. I considered taking it apart and starting over, but the more I looked at it, I decided I liked the effect. It fit in perfectly with the explosive, wheels-in-motion feeling of the quilt. I would leave it as it was, and let the Chips and Whetstones fall where they may.

I don't know whether that quilt will be a winner or even a contender, but I'm proud of it. And if we are proud of our work, we shouldn't let anyone dampen our spirits. Say it with me:

I am the greatest, and that's a natural fact. But even I never knew I could piece like that!



Mary Thompson is a long-time quilter who lives in Kansas City, KS with her husband, two sons, and Cubby, the world's most spoiled dog. (He has his own quilt and his own pillow, both with his picture on them!) You can reach her at 2820 N. 109th Terrace, Kansas City, KS 66109. Look for her writing in an upcoming issue of Quilt magazine.

Daddy's Ties

Father's Day is June 15th

There are some clever ways to recycle ties that have vanished from the world of fashion and

that Dad no longer wants or wears.

Shirley Botsford's book, *Daddy's Ties*, explores these and further means of moving those often discarded and outdated accoutrements back into circulation. You can attach ties to each other to produce "fabric" suitable for just about any apparel (such as scarves, dresses and vests) or decorative element (such as picture frames and lamp shades).

Materials: old ties, starch, iron.

Steps:

1. Start by taking out the inside interfacing.



Pull the thread out of the center seam of the tie to and open the seam. This will make the tie flat.

2. If the tie is not stiff, starch the underside of the tie to make it a little rigid and easier to work with. After starching the tie, iron it on the wrong side.
3. Put the ties together in selected patterns. If you are using more than one tie, make sure they are color-coordinated to give a unified effect to the finished product.
4. This piece of fabric can now be used for all sorts of fabric crafts .

RESOURCES:

*Shirley Botsford's Daddy's Ties:
A Project & Keepsake Book*

(ISBN: 0801985218)

Website: www.krause.com

DOOR PRIZES FOR APRIL

Flannel Quilts from **That Patchwork Place** along with 4-1/2 yds of plaid flannel backing and 50 6-inch flannel squares donated by **Susan Palmer** and won by **Joanna Taylor**.

\$20 gift certificate donated by **Quilt Ventura** won by **Norah McMeeking**

Quick Country Quilting plus 1 yard of "bunny" panel fabric from **Debbi Mumm** and won by **Nancy Olson**.

A wonderful blue & white antique quilt rescued from a dumpster by a friend of and donated by **Susan Carty**; won by **Ranell Hansen** whose Brawny Quilter "stuffed" that particular box!

12 fat 1/8ths (2 different color ways) of batik fabric donated by **Princess Mirah** and won by **Lorraine Mayer**

A miniature wingback chair pincushion donated by **Susan Palmer** and a miniature porcelain collectible quilt donated by **Jane Manasee** won by **Nancy Olson**.

Your Door Prize Committee is happy to announce that we have received many wonderful prizes from corporate sponsors which you will see at our next meeting. Donation amount this month was \$150. Thank you, everyone, for your support!


Susan Palmer



In creativity, those who wander may not be lost.

Officers and Committee Chairs - 2003

President—Susan West
Vice President Current Programs—Angela Moll
Vice President Future Programs—Robin Ruge
Workshops—Nancy King, Betty Kelley
Recording Secretary—Penny Odom
Corresponding Secretary—Judy Stanton
Treasurer—Margaret Dear
Parliamentarian—Joyce Ball
Block of the Month—Jan Beckert, Marlene Pearson
Challenge—Sandy Wilmot, Karin Cooper
Community Projects—Cynthia Manzer, Kathy Laabs
Coastlines Editors—Susan Carty, Marlene Pearson
Coastlines Printer— OREX Copies
Door Prizes—Marilyn Blomstrand, Denise Lessels,
 Susan Palmer
Historian—Betty Libbert, Doris Gilman (photographer)
Librarians—Laura Nanna, Nola Ferguson, Arla Wardell
Membership—Wanda Livernois, Diane Eardley
Newsletter Distribution—Joann Conklin, Marilyn Martin
Refreshments—Mary Deweese, Linda Estrada
Satellite Groups—Norah McMeeking
S.C.C.G. Representative—Pat Masterson
Special Events—Lynn Laughrin, Joann Conklin
Telephone Committee—Judy Freeman
2003 Opportunity Quilt—Kristin Otte
2004 Opportunity Quilt—Lena Scharfeld and
 Wanda Livernois
Opportunity Tickets— Barbara Frankling and
 Lena Scharfeld
Public Relations—
Scholarships—Nola Ferguson
Welcome Committee—Erma Sheaha, Pat Shewczyk,
 Michelle Garbarino



GRANT HOUSE

SEWING MACHINES

Magnolia Center
 5152-A Hollister
 967-3680



Our Guild This Month:

May 8 Guild Mtg. 7 pm,
St. Andrew's Church.

Guest speaker Libby Lehman
 author of *Threadplay*.

*Wear name tags *Sign up for re-
 freshments for June
 meeting. *Return library books.

May 9 Libby Lehman
 workshop, *Threadplay I*.

9am—3:00pm

Goleta Valley Com. Center

May 10 Libby Lehman
 workshop, *Threadplay II*.

9am—3:00pm

Goleta Valley Com. Center

May 15 Board Meeting 7 pm
 Samarkand Craft Room.

May 24-26 I Madonnari Chalk
 Festival at the Santa Barbara
 Mission. See the Guild's square.

May 27 Newsletter deadline for
June issue.

FOR SALE

2 Antique Quilts, circa
1900-1910 and 1930's.
Proceeds to go to children's
charity. The quilts will be
shown at the May Guild
Meeting and a silent
auction will be held. For
details call Doris Gilman
967-8339.

Large beechwood oval
quilting frame, 17' x 27",
on a stand 31" high.
The hoop will tilt at
various angles for easy
quilting. Excellent
condition. \$50.00, OBO.
For details call Betty
Libbert at 687-5128.

Annual Picnic to Honor Our New Members!

June 12, 5:30 pm, St. Andrew's Church courtyard.

(note early start time)



June is a good time for a picnic --- so that is what will happen at our June meeting! June is a good time to honor our new members --- so that will be the focus of the picnic!

The picnic will take place at St Andrew's Church (our regular meeting place), but outside in the courtyard. It's a potluck picnic, so please bring a dish to share.

Make sure it's something that can be eaten standing up, sitting on the grass, or from your lap. You are encouraged to bring a folding chair, especially if you don't like sitting on the grass! Ideas for food include finger sandwiches, cheese and crackers, salads, and (of course) desserts. The Guild will provide paper plates, silverware (well, plasticware), and the beverages. Last year, the picnic was marvelous, with great food and a convivial atmosphere. Plan on joining the fun!

We will also honor our new members by giving them fat quarters at the picnic. We are asking you to bring those to the May or the June meeting, and tied in a ribbon (if possible).

After supper, we will have our regular meeting in the regular room at the regular time. Questions? Please call Pat Shewczyk (964-7506) or Michelle Garbarino (683-2557).

Community Quilts


After the April Guild meeting, we have a total of 48 baby quilts for the Santa Barbara Neighborhood Clinics project. We would like to have at least 75 (100 would be wonderful) by the September meeting, when the quilts will be paraded and given to a representative from the Clinics. Kits again will be available at the May meeting. Also, two small pieced quilt tops have been donated to the project; anyone willing to quilt them should see Kathy or Cynthia at the Community Quilts table in May. If you have any questions about this project before the May Guild meeting, you may call Cynthia at 687-0657 or Kathy at 965-3933.

Judging Quilts and Wearable Art

The Southern California Council of Quilt Guilds (SCCQG) is sponsoring a course on **Judging Quilts and Wearable Art** in Temecula, June 12-15, 2003. The course was developed by the Northern California Quilt Council and includes comprehensive coverage of the key elements of design and workmanship in all types of quilts and wearable art; multiple hands-on sessions to provide practical experience in the evaluation process; and explanations of the administrative aspects of judging quilts and wearable art, including all facets of the judging arena and the responsibilities of each participant in that arena. The deadline for registration is May 15, 2003, and the fee of \$575 includes all meals, lodging, and materials for the entire course. If you have any questions, contact Pam Overton at 310-546-5990 (eves), 310-812-8752 (days), or by e-mail at pamoverton@earthlink.net.

Block of the Month

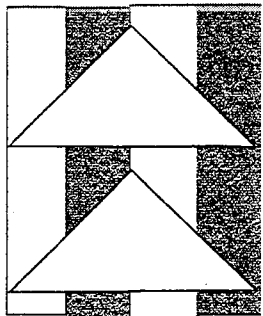
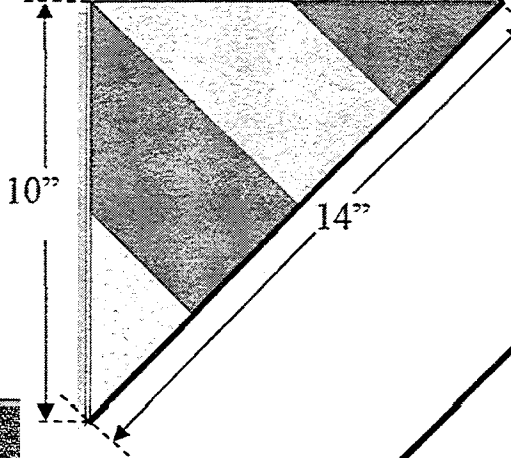

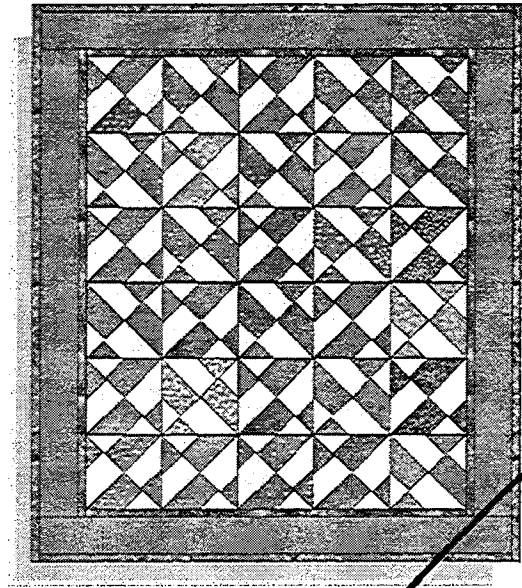
June 2003



Fabrics:


- Any reds
Remember, reds clash well together.
- Any whites.

-Trim to 9 1/2" x 9 1/2".
Finished sewn blocks will measure 9" x 9"



Only match
this center
seam.


- Piece together four, 4" strips, at least 15" in length.
- Starting with white on left, alternate white and red.
- Cut two triangles in the same direction, using template.
- Sew together, only matching the center seams. Let the other seams vary slightly.
- Press flat.
- Trim to 9 1/2" x 9 1/2".



Direct questions to
Jan at tel.682-8222.
And Marlene at
quiltlogic@aol.com, tel. 563-8080.

See full color instructions at
<http://www.quiltlogic.com/JuneBOM.html>

Guild Web Page Address:
<http://www.coastalquilters.org>



This Month:

May 8 Guild Mtg. 7 pm, St. Andrew's Church.
Guest speaker Libby Lehman author of *Threadplay*.
*Wear name tags *Sign up for refreshments for June meeting. *Return library books.

May 9 Libby Lehman workshop, *Threadplay I*.
9am—3:00pm Goleta Valley Com. Center

May 10 Libby Lehman workshop, *Threadplay II*.
9am—3:00pm Goleta Valley Com. Center

May 15 Board Meeting 7 pm Samarkand Craft Room.

May 24-26 I Madonnari Chalk Festival at the Santa Barbara Mission. See the Guild's 8'x 10' square. Come Chalk too!

May 19 Newsletter deadline for June issue.

New Members and Membership Renewals

Memberships are yearly for new members and renewals.

Memberships may be added throughout the year.

Mail membership form with check or money order

for \$25 to: Coastal Quilters Guild, Inc.,

P.O. Box 6341, Santa Barbara, CA 93160

Attn: Membership

Guest fee: \$5.00

Coast Lines Newsletter

This is a monthly publication. Newsletter articles will be accepted up until the 19th of May for the June issue.

Send to Coastline Editor

Susan Kinnell Carty

4891 Frances Street,

Santa Barbara, CA 93111 susan@carty.com

Membership

Guild meetings are held on the second Thursday of each month at 7:00 p.m. at St. Andrew's Presbyterian Church, 4575 Auhay, Goleta, CA.

Please carpool, parking is somewhat limited. Coastal Quilter's Guild of Santa Barbara and Goleta is a non-profit, educational and charitable organization. It is the purpose of the Guild to educate its members about the history and preservation of the art form of quilt making and its related topics. Also to learn new techniques, improve skills and to inform the community at large about our quilt making heritage.

Mother's Day is May 11th.

NON PROFIT ORG.
U.S. POSTAGE
PAID
Santa Barbara, CA
Permit No. 688

Coastal Quilters Guild
P.O. Box 6341
Santa Barbara, California
93160