

Annual Picnic to Honor Our New Members!

June 12, 5:30 pm, St. Andrew's Church courtyard. (note early start time)


June is a good time for a picnic --- so that is what will happen at our June meeting! June is a good time to honor our new members --- so that will be the focus of the picnic!

The picnic will take place at St Andrew's Church (our regular meeting place), but outside in the courtyard. It's a potluck picnic, so please bring a dish to share. Make sure it's something that can be eaten standing up, sitting on the grass, or from your lap. You are encouraged to bring a folding chair, especially if you don't like sitting on the grass! Ideas for food include finger sandwiches, cheese and crackers, salads, and (of course) desserts. The Guild will provide paper plates, silverware (well, plasticware), and the beverages. Last year, the picnic was marvelous, with great food and a convivial atmosphere. Plan on joining the fun!

We will also honor our new members by giving them fat quarters at the picnic. We are asking you to bring those to the June meeting, and tied in a ribbon (if possible). After supper, we will have our regular meeting in the regular room at the regular time. Questions? Please call Pat Shewczyk (964-7506) or Michelle Garbarino (683-2557).

Silent Auction/Sale in August

Please remember to start cleaning out your stash for fabric, ufo's, notions, scraps, quilting magazines, etc. Anything you think your fellow quilters would be interested in can be donated for our August sale. Proceeds will help us continue to bring our wonderful speakers and workshops.



Inside this issue:

President's Message	2
June Birthdays	
I Madonnari Chalk Art	3
Satellite Group?	4
Challenge 2003! Door Prizes	5
Adult Education Fund Just the Right Group	6
Block of the Month	7
Quilt Show 2004	8
Our Guild This Month Officers and Chairs Opportunity Quilt	9
Quilts In the Garden	10
Block of the Month Community Quilts	11
Membership Info. Address	12

UPCOMING Meetings

July: Sue Nickels of Ann Arbor, Michigan is well known for her skills in machine quilting and appliqué. She has written a book, "Machine Appliqué", about techniques and has been teaching locally and nationally for 12 years. Her most thrilling moment was winning the 1998 AQS Best of Show for "The Beatles Quilt". www.sue.nickels.com

August: Silent Auction. This is our chance to clean out our stashes. Your donations will find a new home in this sale to benefit our Guild Programs.

September: Freddy Moran is a popular teacher, lecturer and award winning quilt maker. You might have seen Freddy on the HGTV special "Artists in Residence" showcasing artists who "live their work". She makes wonderful quilts that abound with color, is the designer of a line of fabrics, and author of "Freddy's Houses".

President's Message:

What I have been thinking about these last few days is the incredible circle of life. *The Circle of Life* song from *The Lion King* keeps playing in my head as I recall events of the past week. Less than a week ago I heard the sad news that longtime guild member Claire Hemke passed away on Mother's Day. Only yesterday I was told that Claire's final days were spent in her sewing room, where a bed had been placed at her request. Her loving husband, Robert, surrounded her bed with the quilts Claire had made. As a memorial service is being planned, a group of Claire's dearest friends have quietly begun their own memorial to Claire. They have set up a quilting frame to continue quilting Claire's most recent project, a quilt for her granddaughter.

During the weekend our houseguest was my friend, wearable art artist Rachel Clark. Rachel was the featured artist at the Santa Maria Quilt Show Awards Banquet on Saturday night. During the drive back to Santa Barbara, Rachel's son phoned to announce the arrival of Rachel's first grandchild, a healthy girl named Vittoria. The screams and exclamations nearly sent me off the road. Such happiness! Once home, we toasted the baby's arrival, and I listened as my friend joyfully telephoned her family and friends across the country. Rachel barely

slept that night. I daresay that little Vittoria's wardrobe and bedroom décor were planned long before the sun came up the next morning. Though we had planned to play with fabric all day, our visit was shortened by Rachel's need to drive home and count that baby's fingers and toes.

This monthly responsibility of writing for the newsletter continually brings me face to face with the rapid passage of time. The weeks fly by. Each month I experience a version of "Empty Head Syndrome" and am convinced I have nothing interesting to write. (It's only a small problem, so please don't call the *Dr. Phil Show* about me just yet.) Today's Santa Barbara newspaper features a front page article about Michael Jackson, dressed as Spider Man, appearing at the office of a local politician to complain about the lack of a Taco Bell in Los Olivos. Dressing up like Spider Man may be dramatic, even fascinating, but it can't begin to compare in importance to saying good-bye to a dear quilting friend or planning baby girl quilts and sunbonnets. This month I knew exactly what to write.

I hope to see all of you at the June dinner and meeting.

Sincerely, *Susan West*

Sandy Rice 2
Sandy Wilmot 3
Judyl Mudfoot 6
Beth Jones 7
Ingrid Engmyr 8
Vickie Mahan 8
Claire Estes 9
Nancy Wood 11

June Birthdays


LeAnn Speshyock 12
Francine Smith 13
Barbara Aspen 16
Susan West 16
Celeste White 16
Dorothy Davis 19

Gail Cooley 20
Colby Kline 20
Kristin Otte 21
Joseph Beavers 22
Mary Iorio 25
Marcia Moore 25
Cecilia Puppo 25
LouAnn Schlichter 26

Correction for May Birthdays: Debra Blake May 17

Coastal Quilters in Chalk at the Mission

Did you see the art at the wonderful *I Madonnari* chalk paintings on the pavement in front of the Santa Barbara Mission last weekend? Marlene Pearson and a big crew chalked "If Escher Had Quilted" on an 8' by 12' square. This was her fourth year chalking for the Guild. From the kids' section to the featured artist, the drawings range from the funny and the clever to the sublime and



the awesome. Marlene sends out big thanks to the following crew who helped her create the Coastal Quilters' drawing:

Ranell Hansen,
Sandy Wilmot,
Barbara Gregoire,
local artist Debra
Breeding, and San
Marcos students
Katie and Steffi
Newman-Smith.

It will be on our
WEB page soon
under *Past Events*.

Announcements

There are still a few spaces available in the **Judging Workshop**, June 12-15, in Temecula. If you need details, please contact me. The SCCQG board made a conscious effort to offer this workshop in the Southern California area and make it more accessible to our members. We do hope you'll take advantage of this opportunity.

Contact Pam Overton, Newsletter Editor Southern California Council of Quilt Guilds (SCCQG)
(310) 546-5990 (home)
pamoverton@earthlink.net
pam.overton@ngc.com
(310) 812-8752 (work)

Don't forget to bring a fat quarter to the June meeting!!!

Please save your empty thread spools and bring them to our meetings. Wanda Livernois collects them and donates them to Art from Scrap. Thanks!

Don't forget to bring a fat quarter to the June meeting!!!

Adult Education classes start Monday, June 2nd. Join Marti Frolli in her Quilter's Workshop class -- three hours of uninterrupted quilting bliss. Join friends in this non-structured class to complete projects from other classes. Take advantage of the large tables to baste quilts or use the Bernina machines to do some machine quilting. Wednesday, 9:00 am to Noon, Room 2, Wake Center, \$10 fee, 5 sessions. Friday, 9:00 am to Noon, Room 2, Wake Center, \$10 fee, 4 sessions.

Alpine Country Quilters has their annual quilt show this July 11 from 10:00-5:00 at the Alpine Community Center located at 1830 Alpine Blvd., in Alpine, CA (east of San Diego). We will have over 150 quilts on display along with Demos, Wearable Art, Raffle Quilts, and Quilts for sale. Several vendors will also be there and a quilt appraiser for those who would like to have their quilts appraised.

What is a Satellite Group?

What is a satellite group? It is something that revolves around quilting that is smaller than the guild. It is a group, usually of about a dozen members, that meets informally in each others' homes. It's a chance to have time to talk about quilting with others who are as enthusiastic as you are. What do they do? Some exchange blocks and patterns. Others exchange information. Some go to quilt shows together. Some work on projects together (like the raffle quilt or community service quilts). Some "challenge" each other and some (like mine) exchange calories! In fact, I'd like to know what your group does and if there have been any really fun things that other groups might want to try. You can e-mail me at MCMEEKING@COX.NET and share the ideas. *Are any groups looking for members?* Yes! The DollFuns would welcome a few new members. Their next meeting is August 19 at the home of Cecelia Puppo, 687-1883. The name of the group is a clue, but they're into making dolls (and they're Fun Dolls too.) Call Carol Barringer, 964-0839 if you'd like to join. *I am just beginning and don't know a lot about quilting. Can I join?* Certainly! You'll have someone to help you

learn and to explain the intricacies of bias binding to you. In fact, most groups have members of varying skill levels and there's no better way to get "in the know" than hanging out with a bunch of people who've been around the block, so to speak! *I'm not sure. I don't know that many people in the Guild. Any advice?* Yes! Come to some of the new members' satellite meetings. They aren't on any set date, but there's one coming up on June 17 at 2 p.m. at the home of Cynthia Manzer. Just give her a phone call and tell her you'd like to attend. Or plan to attend the evening gathering at the home of our intrepid prez. Susan's putting out the welcome mat on June 18, from 7 to 8:30 p.m., 2114 Mt. Calvary Road, 93105. Please call her 962-3650 to tell her you are coming. *Do I have to bring something?* Don't have to, but why not bring along some handwork (embroidery, knitting and x-stitch allowed) or a "show and tell" item (quilt, block, pictures of that new baby, etc.)? Someone is sure to ask you what you're doing and bing! You have something to talk about.

14,000 things to be happy about

Slouching on the couch
Balmy beaches
Mingling with the crowd
Girls' night out
A grand entrance
A special passion
Special offers
A new outlook
Deck chairs

A silly summer movie
Good health
Feeding your brain
Finger food
Being pampered
Bookstore cafes
Glowing all day
Fresh iced tea
Silk underwear

Popular opinion
A fresh roll of toilet paper
A new toothbrush
A 10 second kiss
Stolen hours
Source: 14,000 Things To Be Happy About by Barbara Ann Kiper

WHAT'S BLACK & WHITE
AND RED ALL OVER?

A NEWSPAPER!

WHAT'S BLACK & WHITE
WITH A TOUCH OF COLOR?

**THE 2003 COASTAL QUILTERS'
CHALLENGE!**

Here are the rules for making your
challenge quilt:

Quilt: top, batting and backing, held
together by quilting.

Size: circumference 96 inches to no more
than 162 inches. (If it's too small we can't
see it and if it's too big we can't hang it.)

Color: accent only -
roughly 1% to 5% of quilt.

When due: A few days before the
October Guild Meeting

Questions: Karin Cooper (569-7125) and
Sandy Wilmot (687-5052).



HELP WANTED.....

In August we will have our
"Silent Auction" fundraiser.
Money earned from this sale
funds the wonderful programs
and events that entertain and
inspire us each month. Are there
individuals or a group willing to take
over and organize this? We know
many of you might have some ideas
about how to make this a fun,
successful sale. If you would like to
take this over or be on a committee,
PLEASE contact Robin Ruge
966-5882 rruge@cox.net or
Angela Moll 683-6622
angela@voneicken.com

NEEDED: for 2004

Newsletter Layout Person

This is my last year to do the *CoastLines*
newsletter with Susan Carty, editor. It's so
extremely fun to do, but I'm going back to
school and just have to give up something.
Contact me if you are the next *CoastLines*
newsletter layout artist/quilter
Marlene Pearson beequilt@aol.com

*Lucky Door Prize Winners
and Wonderful Donors!*

The lucky winners were:

Elin Van Eyck
Hilde Heller
Kathy Draine
Marlene Pearson
Marty Frolli
Ranell Hansen

The wonderful donors were:

Gingher
June Taylor Co.
Piecemakers
Princess Mirah

And two anonymous donors! A special thank you to **Carol Boyce** for
assisting at the door prize table. We collected \$268.00 for the Guild.

Thanks everyone!



Finished is better than perfect.



Adult Education Fund


Some of the wonderful classes at Santa Barbara City College, Continuing Education Division (known as Adult Ed) are facing cancellation because of the state budget crunch. It is time to let the officials at SBCC know how much we appreciate and enjoy the quilting classes they offer. The Coastal Quilters Guild board is considering a request right now to make a Guild donation to the SBCC Foundation, Adult Education Fund, and would like to encourage all of its members to consider adding their own support. That support might be a letter to Vice President Lynda Fairly, or a contribution to the fund in care of Ms. Fairly. Her address is Schott Center, 310 W. Padre Street, Santa Barbara, CA 93105. Without the resources offered by the many Adult Ed classes over the years, it is unlikely that the Coastal Quilters Guild would have grown as quickly as it has, nor would there be as many quilters in the area as we now see. Several of our longtime members teach for the program, and many more members have taken Adult Ed classes. Let's rally round this cause and not let any of our wonderful quilting classes be cancelled!

Satellite Groups

What have been your most popular activities or group projects? Please send a message to Norah McMeeking and let her know what you do, what you have done, and what you plan to do. Norah will put together a list of satellite groups with their activities and projects so prospective members can decide which group will most closely meet their needs. Let Norah know if your group is too big, or too small, or if it's "just the right size." Norah's e-mail is: mcmeeking@mindspring.com and her phone number is 962-8511.

Tie Quilt

This was a quilt we designed for a retired headmaster of a private boy's school. He lives on the Delaware River and loves to fish. He was also the ice hockey coach at the school. We guessed all of this from the ties he had collected from his 40 years of teaching.



Each s
yield e

the

pa

pa

Block of the Month July 2003

Half Square Triangle - Tans, Rose and Lavender


square set sewn will
yield 3-1/2" squares.

Two 8 inch squares
of fabric yield eight
units very quickly.

Place two 8 inch squares
right sides together, one tan
other a jewel tone, rose or lavender.

Pin together on back of this
template. Sewing directly on the
center, sew along the dashed lines in the
directions indicated by the arrows.


With a rotary cutter cut along
all of the solid lines.
Press open with a cool iron.



Fabrics:

- 8 inch x 8 inch tan.
- 8 inch x 8 inch any medium
tone Rose or Lavender.


Direct questions to Jan at tel. 682-8222.
And Marlene at quiltlogic@aol.com,
tel. 563-8080.
See full color instructions at
<http://www.quiltlogic.com/JulyBOM.html>



8"

8"

7



Quilt Show - 2004

Why become a quilt show volunteer? It is fun, it is a great group of members to work with, it is a wonderful way to really get to know others in the Guild, AND you are needed! So, here is your chance to help organize the October 9 and 10, 2004 Quilt Show.

A brief outline follows of the show committees, and a more complete job description and sign-up sheet will be available at the June picnic. Much of the hard work and planning has been done by previous committees so don't be intimidated! As there is no Board meeting scheduled in June, the Quilt Show committee will meet instead on their date of Thursday, June 19 at 7:00 PM in the Samarkand Craft room. After that we will not need to meet until well into next fall. There are some important decisions we need to attend to now, so please try and come.

Acquisition – Responsible for the application process, then to the collection and return of the quilts.

Boutique – Organize and oversee the set-up and sale.

Budget/treasurer – Prepare a budget based on previous shows, then pay bills and collect money at the show.

Catalog and signage – Prepare signs for quilts, nametags, vendors and catalog for the show.

Design – Plan how the quilts will be hung.

Education – Generate a display to educate the public about quilts and quilting.

Exhibits – Plan how we will use the space, order the pipe and drape and oversee the setting up of the show.

Hanging Committee – Oversee the hanging and taking down of the show.

Hospitality – Arrange with the caterer for dinner and food service.

Judging – Arrange for judges and help needed at time of judging.

Publicity – Notify publications, prepare fliers and posters.

Vendor committee – Solicit vendors, collect fees, and oversee them at the show.

Volunteers – Sign up and instruct all the helpers needed for the show – white gloves, ticket takers, etc.

Wearable art – Collect and display the wearable art entries.

Questions? Call Betty Kelley 687-1443

Officers and Committee Chairs - 2003

President—Susan West
Vice President Current Programs—Angela Moll
Vice President Future Programs—Robin Ruge
Workshops—Nancy King, Betty Kelley
Recording Secretary—Penny Odom
Corresponding Secretary—Judy Stanton
Treasurer—Margaret Dear
Parliamentarian—Joyce Ball
Block of the Month—Jan Beckert, Marlene Pearson
Challenge—Sandy Wilmot, Karin Cooper
Community Projects—Cynthia Manzer, Kathy Laabs
Coastlines Editors—Susan Carty, Marlene Pearson
Coastlines Printer— OREX Copies
Door Prizes—Marilyn Blomstrand, Denise Lessels,
Susan Palmer
Historian—Betty Libbert, Doris Gilman (photographer)
Librarians—Laura Nanna, Nola Ferguson, Arla Wardell
Membership—Wanda Livernois, Diane Eardley
Newsletter Distribution—Joann Conklin, Marilyn Martin
Refreshments—Mary Deweese, Linda Estrada
Satellite Groups—Norah McMeeking
S.C.C.G. Representative—Pat Masterson
Special Events—Lynn Laughrin, Joann Conklin
Telephone Committee—Judy Freeman
2003 Opportunity Quilt—Kristin Otte
2004 Opportunity Quilt—Lena Scharfeld and
Wanda Livernois
Opportunity Tickets— Barbara Franklin and
Lena Scharfeld
Public Relations—
Scholarships—Nola Ferguson
Welcome Committee—Erma Sheaha, Pat Shewczyk,
Michelle Garbarino



GRANT HOUSE

SEWING MACHINES

Magnolia Center

5152-A Hollister

967- 3680

Our Guild This Month:

June 12 Guild Mtg. 5:30 pm,
St. Andrew's Church.

Annual Picnic to Honor Our
New Members!

We will meet earlier than usual
so we have more time to picnic
and socialize. Then three of our
Coastal Quilters have graciously
agreed to share their quilts and
tell us about themselves. Come
and meet Angela Moll, Joann
Conklin, and Monte Farris.

They are each different in style
and creativity. Please come to
celebrate their endeavors and our
wonderful members this month.

*Wear name tags *Sign up for
refreshments for July
meeting. *Return library books.

June 19 Board Meeting 7 pm
Samarkand Craft Room.

June 23 Newsletter deadline for
July issue.


Opportunity Quilt 2003

Tickets for the 2003 Opportunity
Quilt, Mosaic Rhapsody, will be
available at the next meeting!

Wait until you see this beautiful
quilt ... you'll want to buy all the
tickets yourself! The quilt will be
on display at the June meeting,
and our president, Susan West,
will explain how the Opportunity
Quilt works for our Guild as a
fundraiser.



Quilts from the Garden




Use your garden to inspire colors, shapes, and patterns for quilt designs

by Jean Wells Keenan

The garden is a rich source of inspiration because it offers all the elements needed to design a quilt: It's an obvious place to explore color combinations, but its flowers, leaves, and vegetables also offer ample opportunities to study shapes and textures. Fabrics too mimic colors and textures in the garden.

Let's start in my flower garden, where I always plant lots of zinnias because they make such a color statement when they start blooming. I cut them often and fill little vases that I place in my home and in my quilt shop in Sisters. As I cut the zinnias and toss them in a basket, a spontaneous color story unfolds. I'm always amazed at how all these colors -- red, yellow, yellow gold, orange, and purple--work together. But I'm also struck by how the bright, clear, intense values cooperate with the softer, more muted shades. The greens in the leaves and stems are important to consider, too, because they act like a neutral value that offers the eyes a rest and highlights all the warm colors in the flowers. But color isn't the only thing I learned from the zinnias: Their round, compact shape influenced this quilt's design as well. I even continued the garden theme by machine-quilting it with leaf and petal designs.



Inspiration also came by way of a bountiful crop of lettuce that was especially dear because it took me several attempts to produce a successful vegetable garden. As lettuce grows, many shades of green dominate. But splashes of deep reds, wines, and purples edge some of the leaves, and these colors provide accents throughout this quilt. In a quilt called *Tossed Salad*, the linear visual effect produced by the rows of lettuce influenced the quilt's overall design, and when I saw a photograph of an antique log-cabin quilt set on point, I knew this design would translate the feeling of my lettuce garden. Choosing a familiar, traditional quilt design is a good way to start quilting if you're a novice, because the piecing technique is easy and you can concentrate on choosing colors to represent your garden.

One of my favorite times of day in the garden is early morning when the sun first rises and filters in over the pine trees. Sunlight has a strong effect on the colors in the garden, and watching what happens as the sun rises is magical. Morning Sun, shown and detailed at left, was inspired by just this time of day. This quilt isn't about any particular plant or part of the garden but rather represents the way I experience color in the early morning hours.


Jean Wells Keenan is a quilter, teacher, and owner of *The Stitchin' Post* in Sisters, Ore. Valori Wells. Visit her at www.stitchinpost.com. This article originally appeared in *Threads* #94, pp. 38-43.



Community Quilts

Thanks to Ky Easton, we have a new supply of beautiful Guild labels for the Community Quilts. No kits will be available at the June meeting, but you can pick up a label from Kathy Laabs or Cynthia Manzer.

As of the May Guild meeting, we have collected a total of 62 adorable baby quilts



made by caring and creative Guild members. At this rate, we should have close to 100 by the September meeting!

If you have any questions about Community Quilts, please talk to Kathy or Cynthia at the June meeting. You may also call Kathy at 965-3933 or Cynthia at 687-0657.

New Members

Blake, Debra

210 Barranca Ave.
Santa Barbara, CA 93109
965-2451 May 17
893-3192 W
debra.blake@senate.ucsb.edu

Cooley, Gail

5015 Whitney Ct.
Santa Barbara, CA 93111
692-0891 Jun 20
gailcooleycrook@hotmail.com

Douglas, Shari


3663 San Remo Dr. #2C
Santa Barbara, CA 93105
682-7275 May 7
893-2596
shari.douglas@ap.ucsb.edu

Davis, Diane

523 Foxen Dr.
Santa Barbara, CA 93105
687-8130 Dec 5
dianedavis1205@earthlink.net

Easton, Bette

340 Old Mill Rd. #11
Santa Barbara, CA 93110
683-452



Gregory, Cathy

305 No. Z St.
Lompoc, CA 93436
735-2094 Dec 30
gregory.assoc@verizon.net

Jeter, Gwendolyn

1223 Unit #B
Stonecreek Rd.
Santa Barbara, CA
93105

Lippert, Rosemary

3600 S. Harbor Blvd. #416
Oxnard, CA 93035
985-4212 Jan 16
382-4917 W
smoothsale@aol.com

Primrose, Zoe


158 Middle Rd.
Santa Barbara, CA 93108
969-4894 Oct 28
primrosepottery@mac.com

Sprague, Blanche

570 Arundel Rd.
Goleta, CA 93117
967-9876 Sep 29
blanchesp@cox.net

Brakka, Lori

5702 Cathedral Oaks Rd.
Goleta, CA 93117
964-9231




Two TIPS

If you have access to a photocopy machine, you have the perfect 'value' finder. Just slip a piece, or several pieces of your chosen fabrics onto the glass, close the cover, and copy. Instant values, without the distraction of color!

Keep a supply of half-square triangles by your sewing machine and use them when you are starting or ending your sewing. No unsightly threads all over and you have a lot of half-square triangles to make a quilt later.

51 Guild Web Page Address:
<http://www.coastalquilters.org>



Our Guild This Month:

**June 12 Guild Mtg. 5:30 pm,
Annual Picnic to Honor Our New Members!**

St. Andrew's Church. We will meet earlier than usual so we have more time to picnic and socialize. Three of our members will share their quilts and tell us about themselves. Come and meet Angela Moll, Joann Conklin, and Monte Farris. They are each different in style and creativity. Please come to celebrate their endeavors and our wonderful members this month.

*Wear name tags *Sign up for refreshments for July meeting.

*Return library books.

June 19 Board Meeting 7 pm Samarkand Craft Room.

June 23 Newsletter deadline for July issue.

New Members and Membership Renewals

Memberships are yearly for new members and renewals.

Memberships may be added throughout the year.

Mail membership form with check or money order

for \$25 to: Coastal Quilters Guild, Inc.,

P.O. Box 6341, Santa Barbara, CA 93160

Attn: Membership

Guest fee: \$5.00

Coast Lines Newsletter

This is a monthly publication. Newsletter articles will be accepted up until the 23rd of June for the July issue.

Send to Coastline Editor

Susan Kinnell Carty

4891 Frances Street,

Santa Barbara, CA 93111 susan@carty.com

Membership

Guild meetings are held on the second Thursday of each month at 7:00 p.m.

at St. Andrew's Presbyterian Church, 4575 Auhay, Goleta, CA.

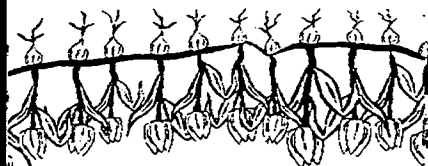
Please carpool, parking is somewhat limited. Coastal Quilter's Guild of Santa Barbara and Goleta is a non-profit, educational and charitable organization.

It is the purpose of the Guild to educate its members about the history and preservation of the art form of quilt making and its related topics. Also to learn new techniques, improve skills and to inform the community at large about our quilt making heritage.

Father's Day is June 15th.

Don't forget to bring a
fat quarter to the June
meeting!!!

NON PROFIT ORG.
U.S. POSTAGE
PAID
Santa Barbara, CA
Permit No. 688



Coastal Quilters Guild
P.O. Box 6341
Santa Barbara, California
93160