


Coast Lines



Volume 4

Newsletter for Coastal Quilters of Santa Barbara

April 2004

This Month's Speaker

Get ready for the show! This month's speaker is well known quilt judge Shirley Bertolino. She will be giving us an idea of how a judge looks at quilts. We will gain insight into tips and pointers that make a quilt a winner and she will be able to answer questions you may have about how judging is done. Invaluable for those submitting a judged entry in October and educational for everyone.

HOLLIS CHATELAIN SEMINAR

May 13th (the afternoon of our guild meeting)

1:00-4:00 pm

Goleta Valley Community Center


\$20 (members)

\$25 (non-members)

**FOLLOWING YOUR PASSION
MARKETING YOUR STRENGTHS**
3 Hour Seminar

Inside this issue:

President's message	2
Satellite Groups	3
Quilt Show	4
Hollis Chatelain Workshop	5
Community Quilts	6
Block of the Month	7
Block of the Month	8
2004 Budget	9
Birthdays	10
SCCQG Calendar	11



Class Description:

Becoming a successful professional in the field you love is everybody's dream. Our experiences have taught us that the passion we have for our work can also become our source of energy. In this 3 hour seminar, we will discuss how to combine your energy with practical marketing techniques to steer your way toward your career goal.

Coming from an art background, my experience has helped me to use a different approach for selling my textile art. Based on this, we will talk about getting started, resources, presentation package, portfolio, photography, places to exhibit or sell your work, preparing for an exhibition, prices to help you get started, and the "art market" approach.

Each participant will receive a folder with all the information that we cover in it. This folder can also be used as a reference to help you put together your own presentation package.

Supplies:

Students are asked to bring a notebook and pencil for notetaking.

PRESIDENT'S MESSAGE

In the past two weeks I have had the fun of attending two quilt shows in California. These shows were uniquely different from each other, and somewhat different from our own Coastal Quilters Guild shows.

The first show was sponsored by the East Bay Heritage Quilt Guild and was held at the Oakland Convention Center. A special exhibit of art quilts by my favorite quilt artist, Ruth B. McDowell, was featured at the show and prompted me to make the 350-mile drive. The rest of the show highlighted quilts by guild members. There were numerous examples of Japanese and Japanese-style quilts included in this show. The choice of vendors also reflected this Asian influence. I had fun browsing the racks of kimono silk and shibori cottons.

An amusing aspect of being at the Oakland Convention Center was the quilt show's location immediately next to a large gathering of Aikido competitors. Hundreds of participants dressed in white robes and floor-length navy blue pantaloons type split skirts could be seen practicing their moves. Many quilt show attendees spent a lot of time watching this demonstration through the open doors next to the quilt show. The scarcity of available lunch items made me believe that Aikido students must have eaten the lunch food intended for the quilt show! Unable to find a salad or sandwich, I was forced to eat a candy bar for lunch!

The following week I took my daughter to the Glendale Quilt Show. This show was packed with people. The quilts ranged from flea market treasures to first quilts to striking wall quilts; a little bit of everything. It was a judged show. I found it interesting to try to figure out why some quilts won awards and others did not. With a smile on her face, my daughter mentioned that she was "getting some new material." I thought she meant fabric, but she was referring to the many interesting people she had seen and would try to imitate at some future improvisation class! She was particularly amused by one middle-aged woman who insisted on walking through the crowded aisles with her hands on her hips, bumping into everyone she passed.

Both of these quilt shows made me look forward to our own show this October. Many of us are already at work on our show quilts. The Quilt Show Committee is in full swing. Our April speaker, Shirley Bertolino, will educate us about what judges look for when judging quilts. Soon it will be time to sign up to volunteer for quilt show crews. My first 'job' with our guild was helping to hang a quilt show. I met such nice people and had so much fun that day. It was a great introduction to Coastal Quilters Guild. At some guilds in our area it is a condition of membership that each member work at the quilt show. I can't imagine that being necessary. There are so many terrific people in our guild that I have met through helping at our quilt shows. As a present to yourself, please think about getting involved in some way with one of the many quilt show volunteer jobs. You won't be sorry.

I'll see you soon, *Susan West*



Bouquets to Linda Cassirer!



The latest issue of Quilter's Newsletter Magazine features a quilt on the cover by our very own Linda Cassirer. Called "Grecian Rhapsody," it is a 58 x 58 magnificent quilt with hand-dyed fabric and ancient Grecian mosaic designs. The quilt won best piecework in the traditional category at the Pacific International Quilt Festival XII in 2003. Congratulations, Linda!



Have You Taken Up the CHALLENGE Yet?

All Guild members are encouraged to create an original quilt inspired by this year's Challenge theme: Earth, Water, Wind & Fire. If you are wondering what you could do with this theme, here are some ideas:

- Choose one or more pieced blocks with names related to these elements, such as Northwind, Storm-at-Sea, or the many star patterns;
- Use fabric that suggests or depicts one or more of the theme elements;
- Applique symbols or things that represent or suggest one or more of the elements;
- Make a landscape quilt;
- Think of a great title, inspired by the theme, and then make a quilt that reflects that title. The title could relate to a book, poem, saying, music, dance, play, movie, or a phrase your mom used to use.

Remember, your Challenge piece must be an original quilt, inspired by the theme, and no larger than 120 inches around. So, take up the Challenge and have fun!



Got Books?

Got quilt books that you are no longer interested in? Bring them to the library for the Guild's book sale in June. And check out the new additions to the library. Don't forget to bring back the library books you already have.

Thanks, Laura Nanna, Guild Library



Grant House honored by Hispanic Chamber

Long-time Santa Barbara businessman and good friend of the Coastal Quilters Guild, Grant House was awarded the Small Business of the Year Award on March 19th by the Santa Barbara Hispanic Chamber of Commerce. A nice article in the News-Press highlighted the history of Grant's business since March 1977, when he started on East Haley Street. In addition to selling and servicing sewing machines, Grant sponsors sewing classes for adults all year, and children in the summer months. He is also an outspoken advocate for sustainable transportation and bicycling, and was one of the founders of the César Chavez Charter School.

Congratulations to you, Grant, from all of us at Coastal Quilters!

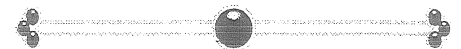


SATELLITE GROUPS

Now is the time for all good quilters to join a satellite group! Do you want inspiration? Suggestions and ideas for your next quilting project? Do you want to meet new people and have a lot of fun?

Satellite groups consist of eight to twelve members who meet during the day or evening at members' homes. The focus is on whatever the group decides: field trips, workshops, community projects, chocolate, new ideas, history, or unstructured.

If you are interested in joining a satellite group, or forming a new one, please call Ruth Walters at 687-2709.



Community Quilts Free Workshop

Friday, April 9, 2004

9:00 a.m. - 3:00 p.m.

Goleta Valley Community Center
5679 Hollister Avenue, Goleta CA

Join us for a fun, unstructured day of sewing! Work on your quilt for the Unity Shoppe and meet some new Guild members. There will be kits to choose from, or make your own kit with Guild fabric that will be available at the workshop. This is a good opportunity to start (and maybe even finish!) your quilt top. Bring your sewing machine, cutting and sewing supplies.

Lunch will be provided by the Guild. (Who says there's no such thing as a free lunch?!)

Sign up at the Community Quilts table at the April meeting and come for the day or part of the day. We hope to see many of you there! If you have questions, please see Kathy Laabs (965-3933) or Diane Moore at the April meeting.

Harvest of Colors 2004 Quilt Show

In hopes of explaining how our Harvest of Colors quilt show is put together, here is a brief timeline for your information. The show is a major fundraiser for the Guild and helps us to have such wonderful programs. All members are expected to contribute their help. If you are not going to be available the weekend of the show, there are jobs that need doing beforehand—particularly in September.

Timeline:

April 8 Shirley Bertolino will speak to the Guild on how quilts are judged. Entry forms for your quilts will be available at the meeting.

April 25 Quilt show committee meeting - 7:00p.m. at Maravilla. All are welcome.

June and July meetings. Photos will be taken at Guild of your quilt if you do not have one to submit with your entry.

August 2 All quilts finished with entries and photos sent to Kristin Otte.

August 12 Sign up at the Guild meeting to help on October 8, 9, and 10th (hanging and taking down the show, white gloving, ticket sales, opportunity quilt ticket sales, quilt collecting, etc. These jobs will be described more fully later.)

September Volunteers will be needed to distribute posters and literature locally.

September 9 Guild meeting and volunteer sign-ups

October Quilts for the show will be collected at the beginning of the month.

October 7 Judges will view entries to be judged.

October 8 Show will be hung followed by a dinner at Earl Warren.

October 9 and 10 Harvest of Colors Show

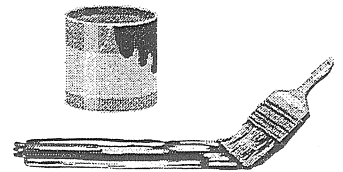
October 10 Take down the show; quilts claimed by their owners. Time for the quilts to be released will be posted later.

Ongoing activities:

1. Complete your quilt! Remember judging is optional.
2. Help bring book-marks to other shows or shops. (See Penny Odom)
3. Work on your Boutique items. (See Evelyn Gorindo)
4. Questions? Call Betty Kelley 692-0075 or e-mail gbkelly@cox.net

May Workshop Hollis Chatelain

PAINTING IMAGES WITH DYES



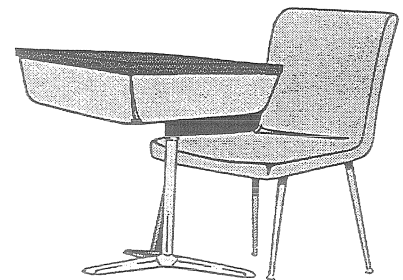
Class Description:

This workshop is designed to teach students how to paint with Procion dyes on cotton. Learning to control the dyes will be emphasized. Among other things, we will cover blending, layering, special effects, and painting without bleeding. All of these techniques can be used to create images as complex as portraits or as simple as a line on a scarf.

Each student is asked to bring two or three 18" x 20" designs or drawings that they will transfer onto cloth and then paint. These drawings can be as simple as drawings from a coloring book because we will mainly be concentrating on how to apply the dyes. Students will leave with a painted piece that could be worked into a vest, quilt or pillow top.

Supply List:

- 2 or 3 18" x 20" drawings or designs (there will also be drawings on hand to choose from)
- White synthetic round brushes used normally for acrylic or watercolor painting - U.S. sizes 0, 2, 4, 8, 12 (I will have enough brushes available for sale for all the students who prefer to buy them directly from me. The brushes I sell are specific to the type of work I will be teaching).
- 4 large white plastic trash bags to put over and under your dyed pieces
- Sharpie black magic marker (fat one)
- Prismacolor pencils
- Scotch tape
- 6 plastic teaspoons
- Notebook and pencil for note taking
- 1 large Ziplock bag
- Extra sheets of drawing paper
- Rubber gloves (ex: kitchen rubber gloves)
- An empty film vial with top
- Paper towels




The teacher will provide:

- White cotton cloth already dipped in soda ash
- Procion dyes and all other chemicals needed to dye paint
- Face masks
- Deep well palette



A lab fee of \$25.00 is required per student.



Quilt Show Boutique

I hope you are busy, busy, busy making your wonderful articles for the Quilt Show Boutique! The only requirement to have your work in the Boutique is that you must work in the Boutique booth during the Quilt Show. If you cannot work, we cannot sell your articles in the booth. All of us share the working time and no one has more than a three-hour shift. Since we do not have an entrance fee for the Boutique, it is only fair that we share the working hours.

I hear that there are some lovely quilts, wallhangings, and jackets that people are sewing to sell. Great!

Come and join us at the Quilt Show Boutique. If you have any questions, please call me, Evelyn Gorrindo, at 687-2170.

Directory Corrections

Please correct the following in your new 2004 (green) membership directory:

Page iv: Past President in 1988 and 1989 was Marty Frolli, not Mary Frolli.

Page 17: Penny Odom's new address and telephone number are:

1800 Robbins Street, Santa
Barbara CA 93101
563-4979

COMMUNITY QUILTS

We are off to a good start on filling the shelves for the Unity Shoppe's "free store" for the needy with beautiful baby and adult lap quilts. Twenty-six kits were selected and I already have two finished quilts. There will be more kits at the April meeting. The Guild also has a limited supply of batting; if you need some, give Kathy or Diane the measurements of your quilt top and we will bring you a piece at the next Guild meeting.

You may choose any pattern you want for this project. If you don't have one that you have wanted to try out, check out a book from the Guild library and find your pattern there. Have fun making your community quilt! If you have any questions about this project, please see Kathy Laabs (965-3933) or Diane Moore at the April Guild meeting.

Santa Barbara Custom Quilting

Time to quilt those tops!
Visit me online at www.sbcustomquilting.com
Or call and I'll send you my brochure.
Nancy King 687-2063

New Members

Coffee, Barbara
161 Vista Del Mar,
Santa Barbara, CA, 93109
682-2785
BACoffee@msn.com

Concha, Adriana
3846 Calle Cita,
Santa Barbara, CA, 93110
453-3815, 962-9151 Wk
adriana_a_concha@hotmail.com

Lishman, Amber
484 Linfield Place - H,
Goleta, CA, 93117
680-6081

Members who renewed too late to make the directory:

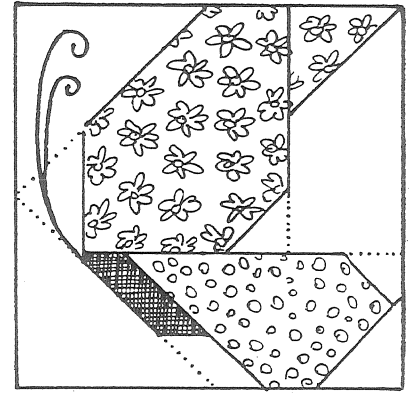
Cavins, Evelyn
1711 Franceschi,
Santa Barbara, CA, 93103
962-6952, 961-2664 W
ecavins@yahoo.com


Edelman, Ann
66 Touran Ln.,
Goleta, CA, 93117
685-3634
ase53@cox.net

Mahan, Vickie
7263 Georgetown Rd.,
Goleta, CA, 93117
685-7780

Ofria, Shirley
2712 Samarkand Dr.,
Santa Barbara, CA, 93105
682-2376

Butterfly



 Make a colorful butterfly for springtime!

Background is white or a white-on-white print.
Choose two coordinating, bright colors for the wings, and a dark color for the body.

CUT ALL PIECES FIRST. To keep track of what's what, pin a slip of paper with identifying letter (A, B, C...) to each piece as you cut it. Trace patterns for templates A, E, F, and G.
Note: Place templates on right side of fabric when cutting. Templates include seam allowances.

WHITE:

- 1 - 7" x 3" rectangle C
- 1 - 6" square; cut diagonally into two triangles J.
- 1 - 2-1/2" square H; mark diagonal on back.
- 2 - 2" squares B; mark diagonal on back of each.
- 1 - 3" square; cut in half diagonally for triangle I.
- 1 - template G

WING COLOR #1 (bright):

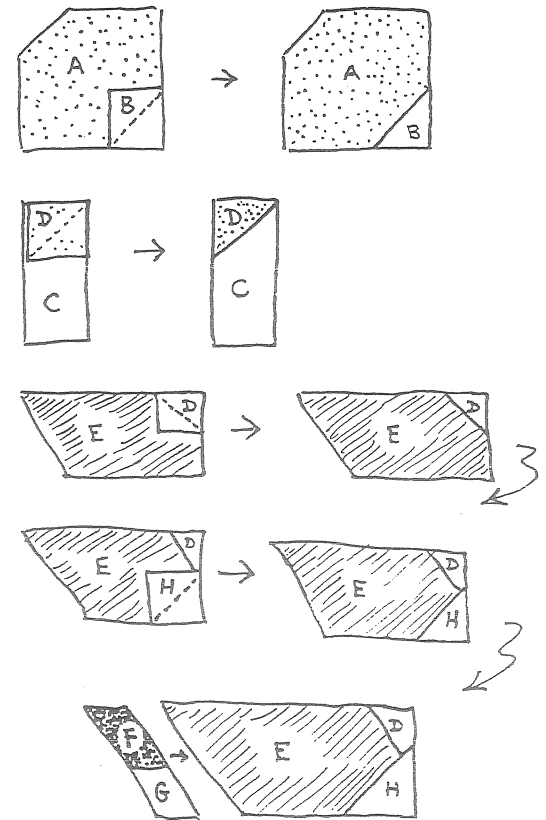
- 1 - template A
- 1 - 3" square D; mark diagonal on back.

WING COLOR #2 (bright):

- 1 - template E

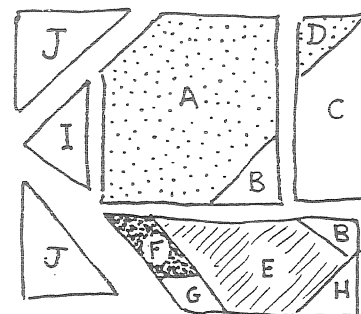
BODY COLOR (dark):

- 1 - template F



Follow diagrams to construct units, then join units to complete block. To square, trim block to 10-1/2" along left and bottom edges. Lightly trace antenna shape onto block, allowing 1/2" between antenna and block edge; then embroider by hand or with narrow machine satin stitch.

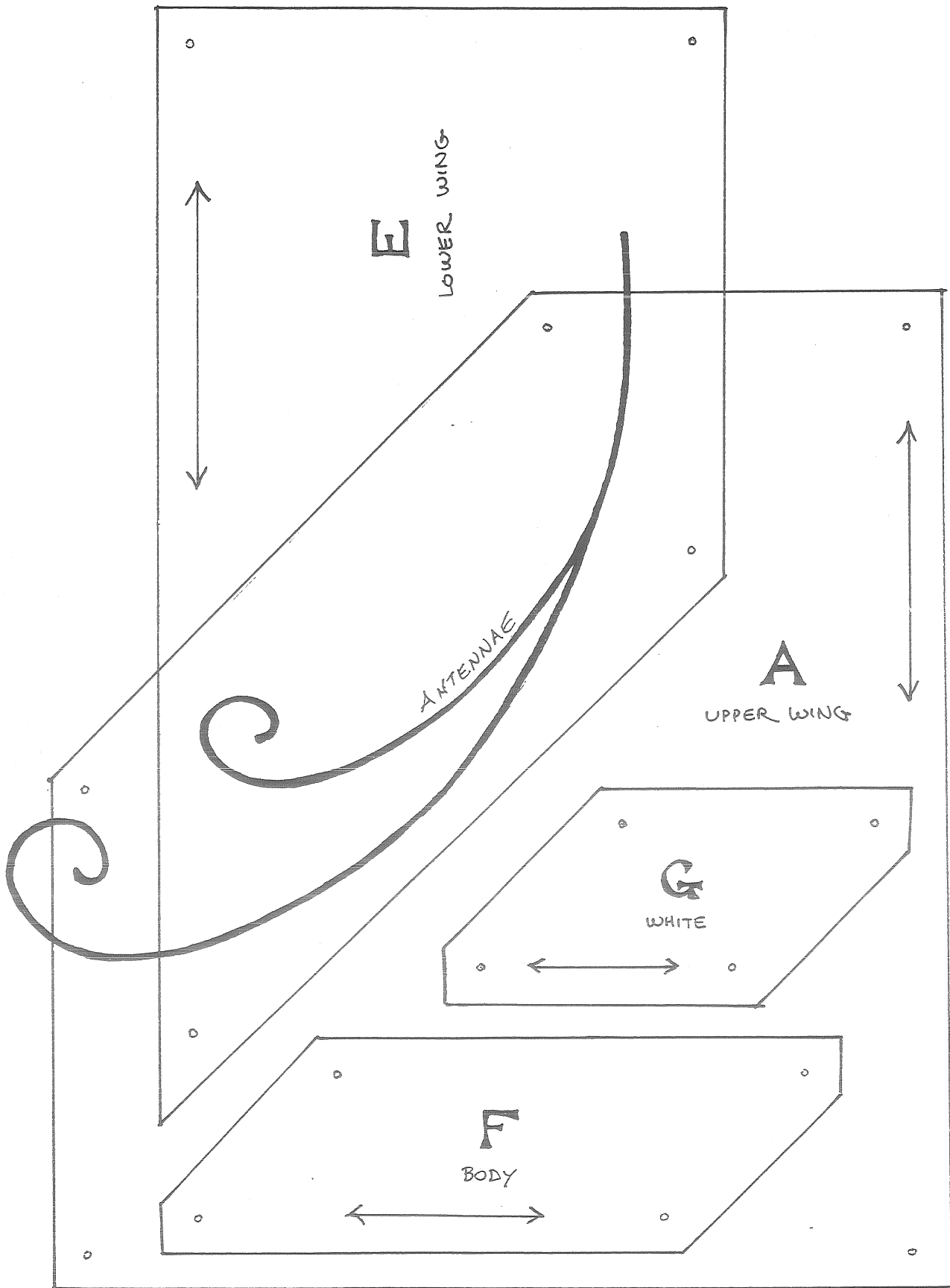
Note that pieces B and D are sewn with "stitch and flip" method: Place square on base piece as shown. Sew along marked diagonal line, then flip and press to form triangle. Trim away back layers.



Questions? Call Jan Beckert at 682-8222 or e-mail quercus@cox.net

TEMPLATES FOR 10-1/2" *Butterfly* BLOCK

Cut 1 of each. Place templates on *right* side of fabric. Templates include 1/4" seam allowances.





Coastal Quilters Guild 2004 Budget

2004 Income

Advertising	\$50
Bags/T-shirts/pins	0
Door Prizes	2000
Member dues & visitor fees	7000
Library	300
Opportunity Quilt	3000
Quilt Show	9000
Savings Interest	150
Silent Auction	NA
Workshops	4900
% of sales	150
Tax refund	0
Total Income	\$26,550

2004 Expenses

Administrative Costs	\$325
Block of the Month	150
Challenge	300
Charitable Donations.....	600
Community Quilts/Projects	100
CPA Fees	50
Door Prizes	100
Equipment	150
Facility Rental/Expenses	1,800
Historian	200
Hostess June Meeting	100
Insurance	550
Library	500
Membership.....	500
Miscellaneous	200
Newsletter	4,000
Opportunity Quilt/Tickets	1,300
Programs/Workshops	13,500
Refreshments	100
SCCQG Guest Travel/Dues	500
Scholarships	500
Storage Locker	550
Website.....	100
Total Expenses	\$26,175

April 2004

More Adult Ed Classes in April at the Wake Center

Fabric Bowls

April 6, 2 Tuesdays, 1:00 - 4:00 pm, Room 2
Kristin Otte

Fabric Bowls

April 6, 2 Tuesdays, 6:30 - 9:30 pm, Room 2
Kristin Otte

Sewing Machine Embroidery

April 5, 7 Mondays, 1:00 - 4:00 pm, Room 2
Sharon Hurley Montross

*The rest of the Spring schedule is now available
at the Wake Center and the Schott Center.*

More about judging...

The following piece was taken from the Pacific Piecemakers Quilt Guild's Bits & Pieces¹ on the web. I have included it to give you something to start thinking about before the April meeting. SKC

There is no definitive canon on how to judge a quilt. As Joen Wolfrom said in an interview with *Quilter's Newsletter Magazine* on the subject of judging, "A totally standardized system of judging limits creativity and puts too much emphasis on one organization's or group's point of view." Not a problem: the likelihood that a large group of quilt artists (which is what most quilt judges are) could ever agree on a standardized system of evaluation is infinitesimal. That said, most judges take into account four elements of artistry: originality, creativity, design and workmanship.

Originality and creativity are the most difficult elements for a judge to define or for a quilter to achieve. The influences that shape creative choice are ubiquitous, the materials available are not limitless and the biases of specific time and place are unavoidable. Yet it can certainly be argued that short of a direct copy, every quilt has an element of originality that comes simply from being created by one individual instead of another. How successfully the creator's individual choices define the finished quilt is something a judge notices. Penny McMorris advises aspiring quilt artists "...not to look at what others are doing, but at their own work, to let their own ideas and designs show the way. It takes time and struggle, but by believing in your own work, refining it, and learning from it, you'll develop authentic originality. And that is what judges, no matter what the show, are looking for."

¹ July 2002, 7:7, Jackie Morse, Editor

<http://www.pacificpiecemakers.org>

2004 Guild Officers and Appointed Committee Chairs

Elected Officers

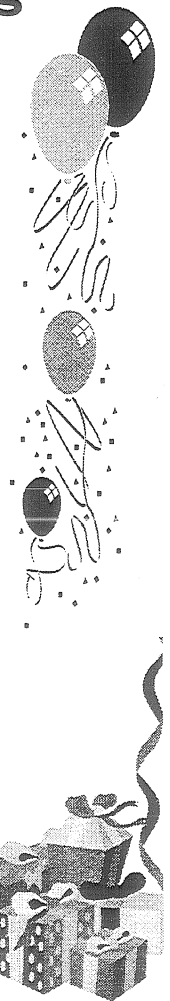
President	Susan West	962 3650
V P- Current Programs	Penny Odom	966 0516
V P- Future Programs	Ann Edelman	658 3634
Recording Secretary	Paulette Ley	964 5780
Corresponding Secretary	Judy Stanton	695 8828
Treasurer	Sandy Hess	682 8569
Parliamentarian	Angela Moll	683 6622
Workshops	Nancy King	687 2079
	Celeste White	964 6362

Committee Chairs

Coastlines Editor	Susan Carty	964 2942
2004 Opportunity Quilt	Wanda Livernois	962 4247
	Lena Scharfeld	682 3639
Challenge Quilt	Cynthia Manzer	687 0657
	Barbara Franklin	969 4082
Community Projects	Kathy Laabs	965 3933
	Diane Moore	968 2104
Refreshments	Mariel Hawel	965 6827
	Lucy Harville	963 2556
2005 Opportunity Quilt	Robin Ruge, Angela Moll	
Block of the Month	Jan Beckert, MaryAnn Huggins	
Coastlines Distribution	Mary Deweese	
Coastlines Layout	Peter Glatz	
Door Prizes	Jean McCaffrey, Dorothy Fitch, Francine Smith	
Historian/Photographer	Betty Libbert, Doris Gilman	
Librarians	Laura Nanna, Heather Georgakis, Erma Sheaha	
Membership	Nancy Wood, Maureen Hyland	
Satellite Groups	Ruth Walters	
Scholarships	Nola Ferguson	
SCCQG Representative	Joyce Ball	
Special Events	Marilyn Martin, Joann Conklin	
Webmaster	Megan Miley	
Welcome Committee	Janet Jensen, Nancy Olsen Dorothy Gibbons	

APRIL BIRTHDAYS

Kathie Cisek	Apr 06
Janet Jensen	Apr 07
Barbara Smith	Apr 07
Margaret Kocimski	Apr 08
Ruth Walters	Apr 12
Maryann Huggins	Apr 13
Norah McMeeking	Apr 13
Kathy Rose	Apr 13
Paula Raimondo	Apr 16
Erma Sheaha	Apr 16
Betty Shumaker	Apr 17
Margaret Dear	Apr 18
Sonia Eston	Apr 18
Elyse Maurer	Apr 19
Jean McCaffrey	Apr 19
Karen Pickford	Apr 20
Carol Drescher	Apr 21
Laura Nanna	Apr 25
Paulette Ley	Apr 26
Diana Hamilton	Apr 27
Linda Karppinen	Apr 27
Glades Brown	Apr 28
Nancy Olsen	Apr 30



Door Prizes in March

*Three cheers
for our wonderful vendors!*

Quality Creations International
Nancy's Notions
Mickey Lawler
Maywood Studios
Grant House (2)
Free Spirit Fabrics
Creation Station
Craft Essentials

*Congratulations
to our lucky winners!*

Barbara Aspen
Barbara Smith
Harriett Schmitt
Marty Frolli
Susan Carty
Ursula



GRANT SAYS, "HAVE FUN QUILTING!"
10% Discount to Guild Members
GRANT HOUSE SEWING MACHINES
Magnolia Center, Goleta 967-3680

SCCQG Calendar of Events • March–June 2004

The Calendar of Events is maintained by SCCQG and made available to members to aid in scheduling and advertising quilt shows and other guild-related activities. Calendar event notices will be accepted from any paid guild or individual member. Space priority is given first to guild activities. Notices are generally limited to four (4) lines.

March 9–April 1: **Quilts on the Wall: Fiber Artists**, Rio Hondo College Art Gallery, 3600 Workman Mill Rd. **Whittier**, CA. 562-692-0921, x 3471. <http://www.quiltsonthewall.com>

March 19-21: **Glendale Quilt Guild 24th Annual Quilt Show**. <http://www.glendalequiltguild.org>

April 16-18: **Desert Quilters of Nevada Annual Quilt Show—The 36th State Celebrating 140 Years of Statehood**—will be held in **Henderson** at the Henderson Convention Center on 200 S. Water Street. For information, contact: Linda Murray P.O. Box 26658, Las Vegas, NV 89126.

March 20: **Village Quilters Quilt Auction**. Mira Mesa Senior Center, 8460 Mira Mesa Blvd., **San Diego**, CA 92126. Preview at 10am. Auction at 11am. Visit website for photos of quilts: <http://villagequilters.homestead.com/welcome.html>

April 17: **SCCQG Meeting** hosted by **Simi Valley Quilt Guild**. Topic: Alternative and Creative ways of fund raising (other than quilt shows).

April 24-25: **Camarillo Quilt Guild Quilt Show**, Seaside Park, **Ventura**. There will be a drawing for a free Bernina sewing machine, donated by Baron's Fabrics. For information contact Sharon Clarke (805) 985-9763 or visit the website at <http://www.camarilloquilters.org>

May 1-2: The Bear Valley Quilters of Los Osos, CA will present **Quilt Fest 2004** at the Morro Bay Community Center, 1001 Kennedy Way, **Morro Bay**, CA. A vendors' mall, opportunity quilt drawing, quilter's attic, AQS certified appraiser, and refreshments will all be available. Admission is \$5.00. The hours of the Quilt Fest are from 10 am to 5 pm on Saturday and 10 am to 4 pm on Sunday. Strollers are permitted on Sunday only. For more info please call Carole Fairbanks at 805-528-0572 or email Eileen Silon at info@down2earthspirit.com

May 8: **Citrus Belt Quilt Guild and Redlands Area Historical Society** present their **3rd Annual Home Tour and Quilt Show** from 10am to 4pm. Home tour will begin at 125 W. Vine Street (corner Eureka and Vine). Tickets are \$10.00 pre-sale or \$15.00 day of show. Advanced ticket sales may be ordered from Redlands Area Historical Society, PO Box 1024, **Redlands**, CA 92373, or call (909) 307-6060.

May 9-13: **Quilters' Escape 2004**. An annual quilting seminar/retreat on the California North Coast in the redwoods overlooking the Eel River. 2004 national instructors are: Jane Sassaman, Judy Severson, Dixie McBride, Cynthia England, and Janet Jones Worley. Please send SASE to Quilters' Escape, 3414 K Street, **Eureka**, CA 95503 ph 707 442-0081 or visit <http://www.quiltersescape.com> for detailed information.

May 14-15: **Chula Vista Quilters Guild annual Quilt Show**, "Through the Eyes of Children," at the Community Congregational Church, 276 F Street, **Chula Vista**, 10am to 4pm. Entry donation of \$5 per adult. For more information contact MaryAnna Carr at 619-427-3214 or gram2max@cox.net

June 5-6: **Antelope Valley Quilt Association's 27th Annual Quilt Show**: "New Horizons," Antelope Valley Fairgrounds (new facility and new location: W. Avenue H at the 14 Freeway), **Lancaster**, CA. **Special Exhibit**: "My World in Black and White" on loan from Fiberarts Connection of Southern California. Saturday 10-5, Sunday 10-4. General Admission \$5. For more information, visit <http://www.avqa.org> or call Janis (661) 714-9094 or Barbara (661) 724-1243.

June 6-7: **Beach Cities Quilt Show** at Saddleback Community College, **Mission Viejo**.

Guild Web Page Address:
<http://www.coastalquilters.org>

THIS MONTH

April 8 Guild meeting 7 PM

Speaker: Shirley Bertolino

*Wear name tags

*Sign up for refreshments for May

*Return Library books

April 15 Board meeting

April 19 Newsletter deadline for
May newsletter.

NEW MEMBERS AND MEMBERSHIP RENEWALS:

Mail your membership form, check or money
order for \$25 payable to:

Coastal Quilters Guild, Inc.

Attention: Membership

P.O. Box 6341

Santa Barbara, CA 93106



Guest fee: \$5.00

Coast Lines Newsletter

This is a monthly publication. News-
letter articles will be accepted up
until the 19th of April for the May
issue.

Send articles to Editor:



Susan Kinnell Carty

4891 Frances Street

Santa Barbara, CA 93111

e-mail: susan@carty.com

Guild meetings are held on the second Thursday of
each month at 7:00 PM at St. Andrew's Presbyterian
Church, 4575 Auhay, Santa Barbara, CA.
Please carpool, parking is somewhat limited. Coastal
Quilters Guild of Santa Barbara and Goleta is a non-
profit, educational and charitable organization. The
purpose of the Guild is to educate its members about
the history and preservation of the art form of quilt
making and its related topics; to learn new techniques
and improve skills; and to inform the community at
large about our quilt making heritage.



Coastal Quilters Guild
P.O. Box 6341
Santa Barbara, CA
93160