


Coastlines



Volume 5

Newsletter for Coastal Quilters of Santa Barbara

May 2004

May Speaker is Hollis Chatelain

Hollis Chatelain is a Pennsylvania-born artist who has lived most of her life in Europe and Africa. She first started working in textiles while in Africa, inspired by the fabrics there. Upon her return to the United States in 1994, she was very homesick for Africa and has managed to turn that feeling into a stunning series of quilts/fabric paintings that recall the majesty and humanity of this great continent. All her work reveals a strong artistic personality, from the African work, to her nature series and abstract works. She currently resides in North Carolina.

Hollis is a nationally and internationally known artist, with work in public and private collections worldwide. Her awards are almost too numerous to list, including Quilt National, Paducah, Pacific International, etc.

Even though she has a strong background as an artist, photographer, and designer, she stresses that her workshops are not just for those who draw well. She welcomes both traditional and art quilters to her workshops, expressing appreciation for all. Check out her website at www.hollisart.com. We are lucky to have two workshops with Hollis this month: a Thursday afternoon workshop on becoming a professional in the arts and a Friday workshop on fabric dying. Come! Be inspired and stretch your artistic side! For more information, contact Nancy King or Celeste White.

Don't forget that in June we have our New Members Picnic—a great time to socialize! Coming in July is Andrea Pareda, whose appliqué and emphasis on design will get your creative juices flowing for sure.

Inside this issue:

President's message	2
I Madonnari	3
Community Quilts	4
Hollis Chatelain Workshop	5
Hollis Chatelain Seminar	6
2004 Quilt Show	6
Quilt Show Application	Insert
Block of the Month	7
Advertising	8
In Memorium	9
Birthdays	10
SCCQG Calendar	11

Lucky Guild Member

The following account is by Isabel Downs, who seems determined to take the title of Luckiest Member away from Ursula (who wins all the door prizes)!

I recently attended the three day *Seascapes* workshop put on by Rob Appell of The Cotton Ball in Morro Bay. During the workshop, Rob distributed little scratch-and-win cards for the national Pfaff contest (everyone a winner, usually only of a \$10 certificate towards Pfaff products). I was the lucky winner of a Pfaff 2124 embroidery machine worth about \$2800! It will make a great early graduation gift for my daughter, Livy Warner, who is an avid sewer (though not quilter).

My luck didn't stop there. On the Sunday morning Easter egg hunt, I found eight eggs with magic numbers in them, including the top two—and therefore, first pick of the prizes offered. I gave one of them away to a dear lady who had loaned me numerous bits of fabric just "perfect" for finishing my quilt. She couldn't get about too easily and consequently didn't find any eggs.

The other ladies demanded that I not be invited back again!

President's Message

I so admire those with the discipline to write regularly in a journal. My daughter Megan has kept a journal since she was ten years old. Someday she will be able to read about every argument she had with her brother by just checking those journals. She'll be able to tell her children exactly how she felt about moving to California at the age of twelve, and how horrible it was to have parents who wouldn't allow her to see R-rated movies in junior high. Because of those journals, she will recall details of her life that would otherwise be forgotten.

A few years ago I resolved to keep a journal for one year. It didn't happen. For some reason I just could not force myself to write regularly in that little book. I

often thought about writing in my journal. I would sometimes even word my entry in my mind. But still I didn't write a sentence.

By now I have accepted the fact that a chronicle of my life will likely not appear in a journal written by me. I pondered this point today while cleaning up my sewing studio. As I folded fabric and sorted patterns, I came across my photo file of finished projects.


There was the photo of the wedding quilt I made for my son and daughter-in-law, the

baby quilt for my niece, and the quilt I gave to my mom that included fabric from her own mother's apron. So many of the sewing projects I have made have been for special people or events. My next project will also fit that description.

I'm cleaning up my studio because I've set aside next week to make a lap quilt for my stepmom. This will be a bittersweet experience. I will be making a quilt from my dad's clothes to comfort his widow. I plan to include several favorite photos of my father transferred onto fabric. I don't know how it will turn out, but when the quilt is finished I will photograph it so that I will always remember it. I always photograph my finished work.

Maybe I am not as hopelessly undisciplined as I feared. Perhaps, in a way, my quilts are my journal entries, and the chronicle of my life will be in cloth. I will keep my blank journal handy just in case I someday get the urge to write in it. For now I will limit my writing to this monthly note, my grocery list, and birthday cards. I will sew everyday and try to imagine that I am keeping a journal in my own special way.

Susan West



2004 CHALLENGE EARTH, WATER, WIND & FIRE

CHALLENGE your creativity and make an "elemental" quilt! What inspires you?

Earth: mud pies, precious stones, earthquakes, or . . .


Water: April showers, dripping faucets, swimming pools or . . .

Wind: political hot air, flying kites, hurricanes or . . .


Fire: tiki torches, lightning, sunspots or . . .

What have you thought of?

Once you have a concept and begin work on your quilt, be thinking of a title that will tell the viewer something about how the theme inspired your design.




I Madonnari



May 29-31, 2004
Old Mission, Santa Barbara

If you're going to be in town Memorial Day weekend, make sure you put the I Madonnari Festival on your schedule. When this marvelous event started in 1987, it was the first Italian street painting festival of its kind in the United States! As in the past, the festival is a benefit for the Children's Creative Project. Check out the website at www.imadonnarifestival.com. This year, Marlene Pearson is again heading up the Coastal Quilters chalk painting of "Off-Center Pineapples." E-mail her at beequiltn@aol.com for more information.



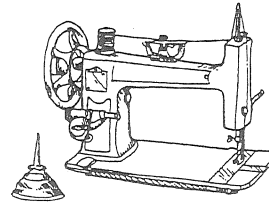
Door Prizes in April

*Three cheers
for our
wonderful vendors!*

AQS
Bali Fabrics
Craft Essentials
Creation Station
Creative Patches House
Grant House
Keepsake Quilting
Maywood Studios
Prym/Dritz
Quilters Dream
Timeless Treasures
Warm Co.

*Congratulations
to our lucky winners!*

Zoe Primrose
Sandy Hess
Naomi Hicks
Diane Moore
Bobbi Tacoma
Becky Gallup




SBCC Foundation Scholarship

A very nice letter of thanks was received from Gretchen Hewlett, Majors Gifts Officer for the Foundation for Santa Barbara City College. It reads in part:

On behalf of the students and faculty of Santa Barbara City College, please accept our sincere thanks for your recent gift of \$500.00. As you know, it funds the 2004-2005 Coastal Quilters Art Scholarship. ... Though the date for portfolio review hasn't yet been decided, when it is, I'll let Nola Ferguson know, so that arrangements can be made for Quilt Guild members to visit campus and view them. ... I want to take this opportunity to thank each of you for contributing to this gift. Scholarships provide incentive and validation to our students. By helping to keep education accessible and affordable, you're adding to the lives of individuals and the community as well. Your support and interest in SBCC are deeply appreciated.

Thanks also to Nola Ferguson for heading up our scholarship committee and keeping us up to date on the current winner.



A Little Window on the Southern California Quilt Scene

Wow, there are more than 75 quilt guilds out there sitting in pretty places from Fresno to San Diego with tiny (8) to grand (350) memberships! Most belong to the Southern California Council of Quilt Guilds which has a web site packed with information you might want to check (SCCQG.org).


In April the guild representatives met in Simi Valley and discussed alternative ways to raise funds. Here are a few imaginative and successful ones: elabo-

rate quilt-decorated historical home tours, participation in all-day community Western Days, Saturday night community auctions, annual Christmas rummage sale, silent auction, live auction with no entrance fee charged, a real tea held in conjunction with a home tour. Or for members' meetings a donated and raffled member's wall hanging each month and a raffled "Cup & a Quarter" (fat quarter in a mug) made and donated by a member each month.

There certainly are opportunities in Santa Barbara for us to team with other non-profit organizations to enrich and enliven community life. I'm thinking of the Santa Barbara Historical Society, the Natural History Society, the Fund for Santa Barbara, Cottage Hospital- the list goes on and on.

It's nice to know there are busy, enthusiastic quilt guilds out there sharing their ideas.

Joyce Ball
SCCQG representative



Community Quilts

Are you working on your quilt for the Unity Shoppe? Thirteen finished quilts have been turned in as of the April meeting! Many more kits have been selected and more will be available at the May meeting.

The April Community Quilts Workshop was a big success. How could it not be? We had a huge room and a whole day of uninterrupted sewing. Thank you to Doris Gilman, Diana Hamilton, Diana Iler, Kathie Cisek, Marty Frolli, Dorothy Gibbons, Diane Focht, and Paulette Ley for attending and working so hard!

Come to the Community Quilts table at the May meeting and see all the lovely quilts that members turn in.

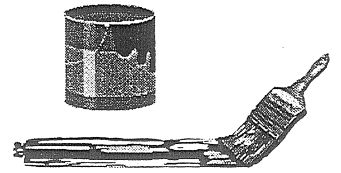
If you have any questions, please call Kathy Laabs (965-3933) or Diane Moore (968-2104).

Meeting Refreshments

Thank you to all who offered thoughts regarding refreshments. Refreshments will continue to be served at our monthly Guild meetings, but will be limited to cold drinks (including water). This will quench our thirst during the upcoming warm months, but will significantly simplify the preparation and cleanup time. As usual there will be a refreshments sign-up list in the kitchen at each meeting. Please do sign up to bring water, juice or soft drinks. We are still hoping that one or two volunteers will offer to help with refreshments. It would be a big help. Call Mariel Hawel at 965-6827 if you can help.

May Workshop Hollis Chatelain

PAINTING IMAGES WITH DYES




Class Description:

This workshop is designed to teach students how to paint with Procion dyes on cotton. Learning to control the dyes will be emphasized. Among other things, we will cover blending, layering, special effects, and painting without bleeding. All of these techniques can be used to create images as complex as portraits or as simple as a line on a scarf.

Each student is asked to bring two or three 18" x 20" designs or drawings that they will transfer onto cloth and then paint. These drawings can be as simple as drawings from a coloring book because we will mainly be concentrating on how to apply the dyes. Students will leave with a painted piece that could be worked into a vest, quilt or pillow top.

Supply List:


- 2 or 3 18" x 20" drawings or designs (there will also be drawings on hand to choose from)
- White synthetic round brushes used normally for acrylic or watercolor painting - U.S. sizes 0, 2, 4, 8, 12 (I will have enough brushes available for sale for all the students who prefer to buy them directly from me. The brushes I sell are specific to the type of work I will be teaching).
- 4 large white plastic trash bags to put over and under your dyed pieces
- Sharpie black magic marker (fat one)
- Prismacolor pencils
- Scotch tape
- 6 plastic teaspoons
- Notebook and pencil for note taking
- 1 large Ziplock bag
- Extra sheets of drawing paper
- Rubber gloves (ex: kitchen rubber gloves)
- An empty film vial with top
- Paper towels



The teacher will provide:

- White cotton cloth already dipped in soda ash
- Procion dyes and all other chemicals needed to dye paint
- Face masks
- Deep well palette

A lab fee of \$25.00 is required per student.



Hollis Chatelain Seminar

May 13th (the afternoon of our guild meeting)

1:00-4:00 pm

Goleta Valley Community Center

\$20 (members)

\$25 (non-members)

FOLLOWING YOUR PASSION MARKETING YOUR STRENGTHS 3 Hour Seminar

Class Description:

Becoming a successful professional in the field you love is everybody's dream. Our experiences have taught us that the passion we have for our work can also become our source of energy.

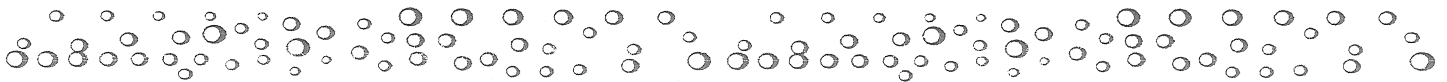
In this 3 hour seminar, we will discuss how to combine your energy with practical marketing techniques to steer your way toward your career goal.

Coming from an art background, my experience has helped me to use a different approach for selling my textile art. Based on this, we will talk about getting started, resources, presentation package, portfolio, photography, places to exhibit or sell your work, preparing for an exhibition, prices to help you get started, and the "art market" approach.

Each participant will receive a folder with all the information that we cover in it. This folder can also be used as a reference to help you put together your own presentation package.

Supplies:

Students are asked to bring a notebook and pencil for notetaking.



Harvest of Colors 2004 Quilt Show

In hopes of explaining how our Harvest of Colors quilt show is put together, here is a brief timeline for your information. The show is a major fundraiser for the Guild and helps us to have such wonderful programs. All members are expected to contribute their help. If you are not going to be available the weekend of the show, there are jobs that need doing beforehand—particularly in September.

Timeline:

June and July meetings. Photos will be taken at Guild of your quilt if you do not have one to submit with your entry.

August 2 All quilts finished with entries and photos sent to Kristin Otte.

August 12 Sign up at the Guild meeting to help on October 8, 9, and 10th (hanging and taking down the show, white gloving, ticket sales, opportunity quilt ticket sales, quilt collecting, etc. These jobs will be described more fully later.)

September Volunteers will be needed to distribute posters and literature locally.

September 9 Guild meeting and volunteer sign-ups

October Quilts for the show will be collected at the beginning of the month.

October 7 Judges will view entries to be judged.

October 8 Show will be hung followed by a dinner at Earl Warren.

October 9 and 10 Harvest of Colors Show

October 10 Take down the show; quilts claimed by their owners. Time for the quilts to be released will be posted later.

Ongoing activities:

1. Complete your quilt! Remember judging is optional.
2. Help bring book-marks to other shows or shops. (See Penny Odom)
3. Work on your Boutique items. (See Evelyn Gorindo)
4. Questions? Call Betty Kelley 692-0075 or e-mail gbkelley@cox.net

June Block of the Month

Wedding Ring Block

Finished Block Size: 10"

Unfinished Block Size: 10-1/2"

Fabric Selection:

- Background: White or white on white
- Small to medium scale floral print in pastel to medium colors
- Solid or fabric that reads solid in a color which compliments the floral

Cutting:

From white fabric cut: four 2-1/2" squares and eight 3" squares.

From solid fabric cut: five 2-1/2" squares.

From floral cut: eight 3" squares.


Assembly:

This block requires sixteen half-square triangles which are made by using the 3" squares, one white and one floral, right sides together, line drawn from corner to corner and sewn 1/4" on either side of the drawn line and cut apart on the solid drawn line. Square the sixteen half-square triangle blocks to measure 2-1/2" square.

Please refer to the block diagram for the correct orientation of the half-square triangles.

- The first row of the block is assembled using two half-square triangles, one solid square and two half-square triangles.
- Row two is assembled using two half-square triangles, one white square and two half-square triangles.
- Row three is assembled using one solid square, one white square, one solid square one white square and one solid square.
- Row four is assembled using two half-square triangles, one white square, and two half-square triangles
- Row five is assembled using two-half square triangles, one solid square, and two half-square triangles.

Sew rows 1, 2, 3, 4, & 5 together to complete the block



June is traditionally known for weddings. Keeping this in mind, we are commemorating this month with the wedding ring block.

Select your favorite small to medium scale floral fabric and a coordinating solid in pastel to medium shades of your favorite spring color.

Advertising

If you are a member of the Coastal Quilters Guild and you sell products or services relating to quilts, you can be listed in this section of our newsletter. Your listing is free, and special attention will be paid to members offering discounts, "stash" cards, classes, or sale events. Please send your information to Newsletter Editor, PO Box 6341, Santa Barbara CA 93160. For specific questions, please e-mail Susan Carty at susan@carty.com.

✓ = Stash Card * = Discount to Guild Members ♦ = Sale Event
 ✕ = Classes Offered ☆ = Quilt Run participant, June 4-6

Baron's Fabrics *
 379 Carmen Road
 Camarillo, CA 93010
www.baronsewfab.com
 482-9848

Blue Island Quilts ✓ ✕ ☆
 5140 Hollister Avenue
 (Magnolia Shopping Center)
 Santa Barbara CA 93111
 683-0112


Craft Essentials *
 187 S. Turnpike
 Santa Barbara CA 93111
 681-3115

Grant House Sewing Machines * ✕
 ♦ pre-Mother's Day sale now and
 Sidewalk Sale during Quilt Run
 5152-A Hollister Avenue
 (Magnolia Shopping Center)
 Santa Barbara CA 93111
 967-3680

Linda Karppinen
 Quilt Appraisals
www.qalinkarp1@aol.com
 563-0817

Nancy King
 ♦ 2nd quilt half-price; call for details
 Santa Barbara Custom Quilting
www.sbcustomquilting.com
 687-2063

Quilt Ventura ✓ ✕ ☆
 4572 Telephone Road, #908
 Ventura CA 93003
www.joey@quiltventura.com
 658-9800



Note: Members of the Coastal Quilters Guild are entitled to run one free "classified ad" a year in the newsletter. If you have a special need or an item you wish to sell, contact the Newsletter editor for details. No other commercial advertising will be accepted.

Directory Corrections

The following member was inadvertently left out of the new directory:

Betty Libbert
873 La Milpita
Santa Barbara, CA 93105
687-5128
May 09



The correct telephone number for Craft Essentials is 681-3115.

Please check your own listing in the directory and let the membership people know if there is a change or correction. If your e-mail is changed, or you have recently acquired one, please notify Susan Carty at susan@carty.com. Thank you!

New Members

New Members

Cathi Russell
P.O. Box 245
Los Olivos, CA 93441
688-7033

Nancy Reed
61 Victory Drive
Buellton, CA 93427
686-1072
NReedyd@aol.com

Donna Freed
447 Albany Court
Goleta, CA 93117

New Members

New Members

In Memoriam

Darlene Mowry

July 19, 1934 - April 15, 2004

The Coastal Quilters Guild was saddened to learn of the death of one of its members, Darlene Mowry, on April 15th. Deepest sympathy is extended to her husband, Jack, and her family, including five children and five grandchildren. A memorial service was held on April 24th at Shoreline Community Church. Darlene had also been a member of the quilter's guild in Paradise, where she lived before coming to Santa Barbara in 1999.

Treasurer's Report for March 2004

Income:	
Door Prizes	\$187.00
Membership	\$615.00
Workshop	\$640.00
Total Income	\$1442.00
Expenses:	
Foundation SBCC	\$500.00
March Workshop	\$1251.23
Membership	\$25.00
Orex (newsletter printing)	\$193.39
Quilters Hall of Fame	\$100.00
San Marcos Storage	\$43.00
St Andrews rental & setup	\$150.00
Total Expenses	\$2262.62
March 31st Checking Acct Balance	\$7690.04

Apron Chronicles

A Patchwork of American Recollections


Now appearing at the Channing Peake Gallery in the Santa Barbara County Administration Building (across the street from the Court-house, on the corner of Anapamu and Anacapa streets), this exhibit is a delight! Hanging from a clothesline above the main corridors of the buildings are dozens and dozens of aprons—lace ones, calico ones, work aprons, green ones, pink ones, patchwork ones! Along the walls are photographs to enhance and expand your understanding of the apron "chronicles." If you're downtown any time before May 23rd, stop by and check out this wonderful exhibit. I guarantee it will bring back many memories, especially of the aprons in your life.

2004 Guild Officers and Appointed Committee Chairs

Elected Officers

President	Susan West	962 3650
V P- Current Programs	Penny Odom	966 0516
V P- Future Programs	Ann Edelman	658 3634
Recording Secretary	Paulette Ley	964 5780
Corresponding Secretary	Judy Stanton	695 8828
Treasurer	Sandy Hess	682 8569
Parliamentarian	Angela Moll	683 6622
Workshops	Nancy King	687 2079
	Celeste White	964 6362

Committee Chairs



Coastlines Editor	Susan Carty	964 2942
2004 Opportunity Quilt	Wanda Livernois	962 4247
	Lena Scharfeld	682 3639
Challenge Quilt	Cynthia Manzer	687 0657
	Barbara Franklin	969 4082
Community Projects	Kathy Laabs	965 3933
	Diane Moore	968 2104
Refreshments	Mariel Hawel	965 6827
	Lucy Harville	963 2556
2005 Opportunity Quilt	Robin Ruge, Angela Moll	
Block of the Month	Jan Beckert, MaryAnn Huggins	
Coastlines Distribution	Mary Dewese	
Coastlines Layout	Peter Glatz 	
Door Prizes	Jean McCaffrey, Dorothy Fitch, Francine Smith	
Historian/Photographer	Betty Libbert, Doris Gilman	
Librarians	Laura Nanna, Heather Georgakis, Erma Sheaha	
Membership	Nancy Wood, Maureen Hyland	
Satellite Groups	Ruth Walters	
Scholarships	Nola Ferguson	
SCCQG Representative	Joyce Ball	
Special Events	Marilyn Martin, Joann Conklin	
Webmaster	Megan Miley	
Welcome Committee	Janet Jensen, Nancy Olsen Dorothy Gibbons	

Quilt Show Boutique

How many articles have you made for the Quilt Show Boutique? Are you working hard? Please call Evelyn Gorrindo at 687-2170 if you have any questions about the Boutique, or if you need help storing those 300 potholders, 29 vests, 62 scarves, or ... ! Keep sewing


May Birthdays

Layla Khashoggi	May 02
Ruth McMullin	May 03
Becky Gallup	May 04
Lorna Morck	May 04
Sharon Beach	May 05
Lena Scharfeld	May 05
Stephanie Smagala	May 05
Jane McMenamin	May 06
Dorothy Gibbons	May 08
Mona Escobar-Ornelas	May 09
Rita Jones	May 09
Ursula Dial	May 10
Dorothy Fitch	May 10
Aurora Gonzalez	May 13
Mary Bursek	May 14
Joey Strait	May 24
Susan Cochran	May 25
Dawn Carlson	May 28
Angela Moll	May 28
Isabel Bartolome	May 29
Jean Mac Millan	May 29
Heather Georgakis	May 30
Jean Faison	May 31



Got quilt books that you are no longer interested in? Bring them to the library for the Guild's book sale in June. And check out the new additions to the library. Don't forget to bring back the library books you already have.

Thanks, Laura Nanna, Guild Library



SCCQG Calendar of Events May–July 2004

The Calendar of Events is maintained by SCCQG and made available to members to aid in scheduling and advertising quilt shows and other guild-related activities. Calendar event notices will be accepted from any paid guild or individual member. Space priority is given first to guild activities. Notices are generally limited to four (4) lines.

May 8: Citrus Belt Quilt Guild and Redlands Area Historical Society present their 3rd Annual **Home Tour and Quilt Show** from 10am to 4pm. Home tour will begin at 125 W. Vine Street (corner Eureka and Vine). Tickets are \$10.00 pre-sale or \$15.00 day of show. Advanced ticket sales may be ordered from Redlands Area Historical Society, PO Box 1024, **Redlands**, CA 92373, or call (909) 307-6060.

May 9-13: **Quilters' Escape 2004**. An annual quilting seminar/retreat on the California North Coast in the redwoods overlooking the Eel River. 2004 national instructors are: Jane Sassaman, Judy Severson, Dixie McBride, Cynthia England, and Janet Jones Worley. Please send SASE to Quilters' Escape, 3414 K Street, **Eureka**, CA 95503 ph 707 442-0081 or visit <http://www.quiltersescape.com> for detailed information.

May 14-15: Chula Vista Quilters Guild annual **Quilt Show**, "Through the Eyes of Children," at the Community Congregational Church, 276 F Street, **Chula Vista**, 10am to 4pm. Entry donation of \$5 per adult. For more information contact MaryAnna Carr at 619-427-3214 or gram2max@cox.net

June 5-6: Antelope Valley Quilt Association's 27th Annual **Quilt Show**: "New Horizons," Antelope Valley Fairgrounds (new facility and new location: W. Avenue H at the 14 Freeway), **Lancaster**, CA. **Special Exhibit**: "My World in Black and White" on loan from Fiberarts Connection of Southern California. Saturday 10-5, Sunday 10-4. General Admission \$5. For more information, visit <http://www.avqa.org> or call Janis (661) 714-9094 or Barbara (661) 724-1243.

June 6-7: Beach Cities **Quilt Show**: FantaSea of Quilts show, Saddleback College Gymnasium, 28000 Marguerite Parkway, Mission Viejo. Live auction Saturday at 1 p.m. For more information, contact webmast@beachcitiesquilters.org

July 11-15: **Camp Watch-a-Patcher** sponsored by the Orange County Quilt Guild at Concordia University, **Irvine**. For information, visit their website at www.orangecountyquiltersguild.com

July 17: SCCQG Meeting, hosted by Schoolhouse Quilters of Rosemead. Topic: Meet the Teachers



Guild Web Page Address:
<http://www.coastalquilters.org>

CoastLines Newsletter

This is a monthly publication. Newsletter articles will be accepted up until the 21st of May for the June issue.

Send articles to Editor:
Susan Kinnell Carty
4891 Frances Street
Santa Barbara, CA 93111
e-mail: susan@carty.com

THIS MONTH

- May 13 Guild meeting 7 PM
Speaker: Hollis Chatelain
*Wear name tags
*Sign up for refreshments for June
*Return Library books
- May 20 Board meeting
- May 21 Newsletter deadline for June newsletter.

NEW MEMBERS AND MEMBERSHIP RENEWALS:
Mail your membership form, check or money order for \$25 payable to:
Coastal Quilters Guild, Inc.
Attention: Membership
P.O. Box 6341
Santa Barbara, CA 93106

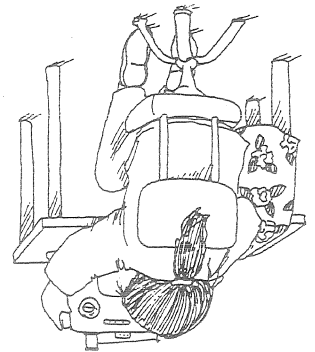


Guest fee: \$5.00

Guild meetings are held on the second Thursday of each month at 7:00 PM at St. Andrew's Presbyterian Church, 4575 Auhay, Santa Barbara, CA. Please carpool, parking is somewhat limited. Coastal Quilters Guild of Santa Barbara and Goleta is a non-profit, educational and charitable organization. The purpose of the Guild is to educate its members about the history and preservation of the art form of quilt making and its related topics; to learn new techniques and improve skills; and to inform the community at large about our quilt making heritage.



02 4221+01126



NON PROFIT ORG.
U.S. POSTAGE
PAID
SANTA BARBARA, CA
PERMIT No. 688

Coastal Quilters Guild
P.O. Box 6341
Santa Barbara, CA
93160

