


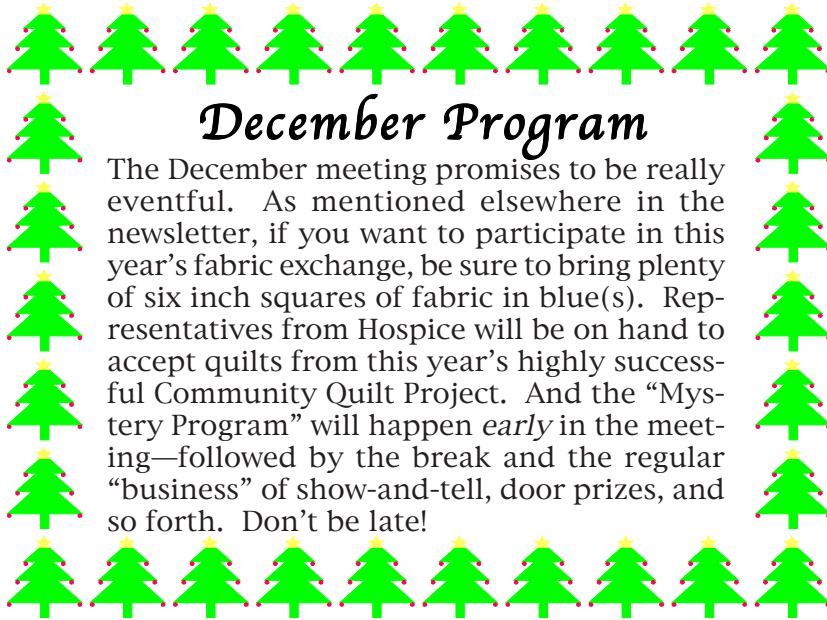
Coast Lines



Volume 12

Newsletter for Coastal Quilters of Santa Barbara

December 2005



December Program

The December meeting promises to be really eventful. As mentioned elsewhere in the newsletter, if you want to participate in this year's fabric exchange, be sure to bring plenty of six inch squares of fabric in blue(s). Representatives from Hospice will be on hand to accept quilts from this year's highly successful Community Quilt Project. And the "Mystery Program" will happen *early* in the meeting—followed by the break and the regular "business" of show-and-tell, door prizes, and so forth. Don't be late!

Reminder!

Bring Those Totes!

Don't forget to bring your spare canvas or heavy-duty plastic tote bags to the December meeting so they can be part of the December bag exchange in Tanzania, Africa. If you have questions about the bag-exchange program talked about at the last meeting, please contact Gretchen Beckert at 571-1622, or Email her at <moodle93117@yahoo.com>.

Upcoming 2006 Lectures and Workshops

February: Sue Nickels returns to Santa Barbara to speak to us on **Following The Tradition - Machine Quilting**. The workshop she will be teaching is **Exploring Machine Stipple Quilting: All levels**. Free motion quilting is explored for background areas and all over surface designs. Ways to vary traditional stipple quilting will be practiced as well as fun alternatives. Some alternatives will include loopy meandering, psychedelic stippling, and curvy crosshatching. If you are looking for interesting ways to make your machine quilting different from the crowd, this will inspire you. Some free motion quilting will be reviewed then jump into the fun with new ideas. More about Sue Nickels can be found at www.suenickels.com

March: Quilt artist Carol Anne Grotrian will present **Quilts With A View: The New Landscape Tradition** at our Guild meeting. Her workshop the following day is **Picture Perfect Piecing** Start piecing a picture quilt with gentle curves and easy corners. Move on to adventurous hairpin turns and jagged peaks. Learn when to sew by hand or machine. Students will piece a landscape study from templates designed to cover the basic and advanced techniques Carol Anne uses to make her quilts. Her website is www.carolannegrotrian.com

April: Lujean Seagal will join us to present her lecture and workshop both entitled **Beyond Border Boredom**. The lecture will show us how to take an ordinary group of center blocks and transform them into an extraordinary quilt. Lujean says this workshop is her most popular and includes study of various borders and a 20-page workbook. We discuss the elements of different borders. Students will bring a UFO block or other center block to make a small wall hanging using new border designs. Discussion will be held on how to make a border fit your quilt and how to pick a design for your project. Students are encouraged to bring unfinished quilt tops in need of a border to discuss and employ various options. Visit her website at www.lujeanquilt.com

Sign-ups for each workshop begins two months prior and we expect these excellent teachers to sell out quickly, so be sure to see Dorothy Fitch at the December meeting to sign up for Sue Nickels in February.

President's Message

The holiday season seems to come earlier and earlier each year. Here I am writing before Thanksgiving and I understand Craft Essentials has all their holiday fabric on sale and any other store you visit is well into the season. My husband's favorite Pfeffernusse cookies are once again on the shelf in Trader Joe's so I know Christmas is coming. My Christmas and Thanksgiving came early with a wonderful visit from all of the family at that fine birthday celebration. I understand the November meeting and workshop were outstanding and Lora Martin did a super job of running things. Thanks, Lora. I also heard the new slate of officers went through and you are going to put up with me for another year.

The December meeting should be fun. We'll have our surprise program, the blue fabric exchange, and many, many quilts to look at. We'll be seeing quilts from Norah McMeeking's book, Marie Webster quilts, and the Hospice

quilts so many of us worked on. To me, however, the most special thing about the December meeting is a chance to wish all of you a happy holiday in person.

I want to thank all the members who have worked so hard this year to make our guild the strong group it is. There never seems to be a problem in getting someone to do a job. You are also a group with a lot of good ideas and not only do you present your ideas but generally volunteer to implement the project. We have a full slate ready to start 2006 thanks to Liz Turner's efforts.

Hopefully I will see all of you in December to wish you Happy Holidays. The January *Coastlines* will arrive after the start of the New Year - so let me be among the first to wish you a happy and healthy New Year. And one final note - have you started on your show quilt yet?

—Betty Kelley



Community Quilts

We will be presenting over 150 lap quilts to Hospice at this month's meeting. Thanks to all of you who have donated your time, creativity, fabric, batting, and love to this project.

Check your stashes for baby and children's fabric for next year's community quilt project.

Membership Renewal Time

It's time to renew your membership! Look for the application in *Coastlines*. Please note dues are now \$30. Kudos to Dorothy Oksner, who was the first to pay her dues this year!!

Call for Volunteers

The Santa Barbara Historical Society, in conjunction with their quilt exhibits at the Museum, has put together a wonderful program "History in a Trunk" to be used in the elementary schools in our area. The Historical Society is looking for volunteers to help in bringing this program into the schools. The program incorporates the historical aspect of quilts as well as providing hands-on activities for the students. The California Quilt is featured as part of the program and some of the activities are similar to the ones used in that project in the schools. An orientation for volunteers is planned for early January - date to be announced. If you are interested in helping to present this program please call me at 692-0075 or Email gbkelley@cox.net. I hope we will have some volunteers as it is an excellent opportunity to volunteer some time telling others about the art we love. Betty Kelley

Quilt History Study Group

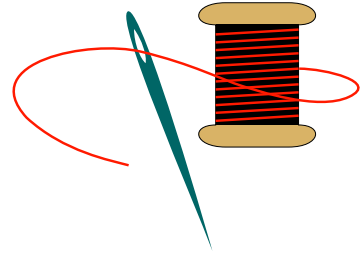
The Quilt History Study Group meets regularly in Carpinteria at the Carpinteria Women's Club. The club is located at 1059 Vallecito Road (off of Carpinteria Avenue). Meetings are the last Wednesday of each month, with socializing from 12:30-1:00 PM and meeting from 1:00-3:15 PM. For information contact Dorothy Fitch at 968-2837 / <donaldfitch@msn.com> or Kimberly Wulfert at <quilt dating@jetlink.net>



Ellen Anne Eddy Thread Magic II January 13, 2006 Workshop

Class Outline

- Discuss quilt design
 - Show personal work
 - Discuss inspiration and source books
- Draw up design
- Discuss fabric and thread choices
 - Metallics, flat, round, and flecked
 - Rayons
 - Choosing background fabric for embroidery
- Quilting demo, thread shading and stitch techniques
- Discuss technique choices
- Choose threads
- Begin embroidery
- Discuss blocking piece
- Discuss placement of appliqué into the piece
- Demo reverse appliqué technique to prepare a background for appliqué
- Prepare surface for appliqué
- Demo appliqué of finished work and embellishment of background using alternative threads from the back



Supply List

- 1/2 yard fabric for top and embroidery (hand-dye available)
- 9"x22" Piece of Fuse a Shade or Style a Shade (thick iron on Pellon)
- Solvy (optional)
- Nylon Tulle' (optional)
- Decorative threads; metallics, rayons, irridesents, both thick and thin.
- Monofilament nylon thread

Tools

- Embroidery hoop for sewing machines
- Sewing machine with darning foot
- #90 topstitching needles
- Extra Bobbins (5-10)
- 1 pair, scissors
- Lo Ran Needle threader
- Chenille needles (large eyed needle with a sharp point)

Ms. Eddy will have the hard-to-find items with her for purchase. She knows that the Fuse-A-Shade, especially, is difficult to locate.



COASTAL QUILTERS GUILD

2006 MEMBERSHIP APPLICATION

Annual Guild membership runs from January 1 through December 31. To renew your Guild membership for the calendar year 2006, or to join the Coastal Quilters Guild, please complete this application form and attach it to your check for \$30.00 annual dues. **This form *MUST* accompany your check!**

You may bring your completed form and payment to any Guild meeting and drop it off at the MEMBERSHIP TABLE (table near entrance), *or* mail your form and check to:



Nancy Wood, 2251 Stanwood Dr, Santa Barbara, CA, 93103



To receive the FEBRUARY NEWSLETTER and be in the directory, your application must be received by JANUARY 12!

Please PRINT clearly! If the information is the same as in the 2005 directory, also check "Same as 2005" box. Be sure to write your **NAME** on the application.

Renewal

Same as 2005

New Member

Name: _____
(LAST) (FIRST)

Address: _____

City: _____ State: _____ Zip: _____ Birthday (Month/Day): _____

Home phone: _____ Work phone (optional): _____ Cell (optional): _____

E-mail: _____ **Would you like to get your Guild newsletter by e-mail?** _____
(E-mailed newsletters arrive earlier and in color, and will save postage and printing costs for the Guild!)

I would like to hear the following speakers: _____

My quilting interests are: Traditional Contemporary Art Other _____

PLEASE MAKE YOUR \$30.00 CHECK PAYABLE TO: COASTAL QUILTERS GUILD, INC.

Our members are our most important resource! Please check any that apply:

I would enjoy writing short articles for newsletter

I can host a guest speaker occasionally. Please note if you have any pets, or if someone in your house smokes _____

I am willing to help at local special events.

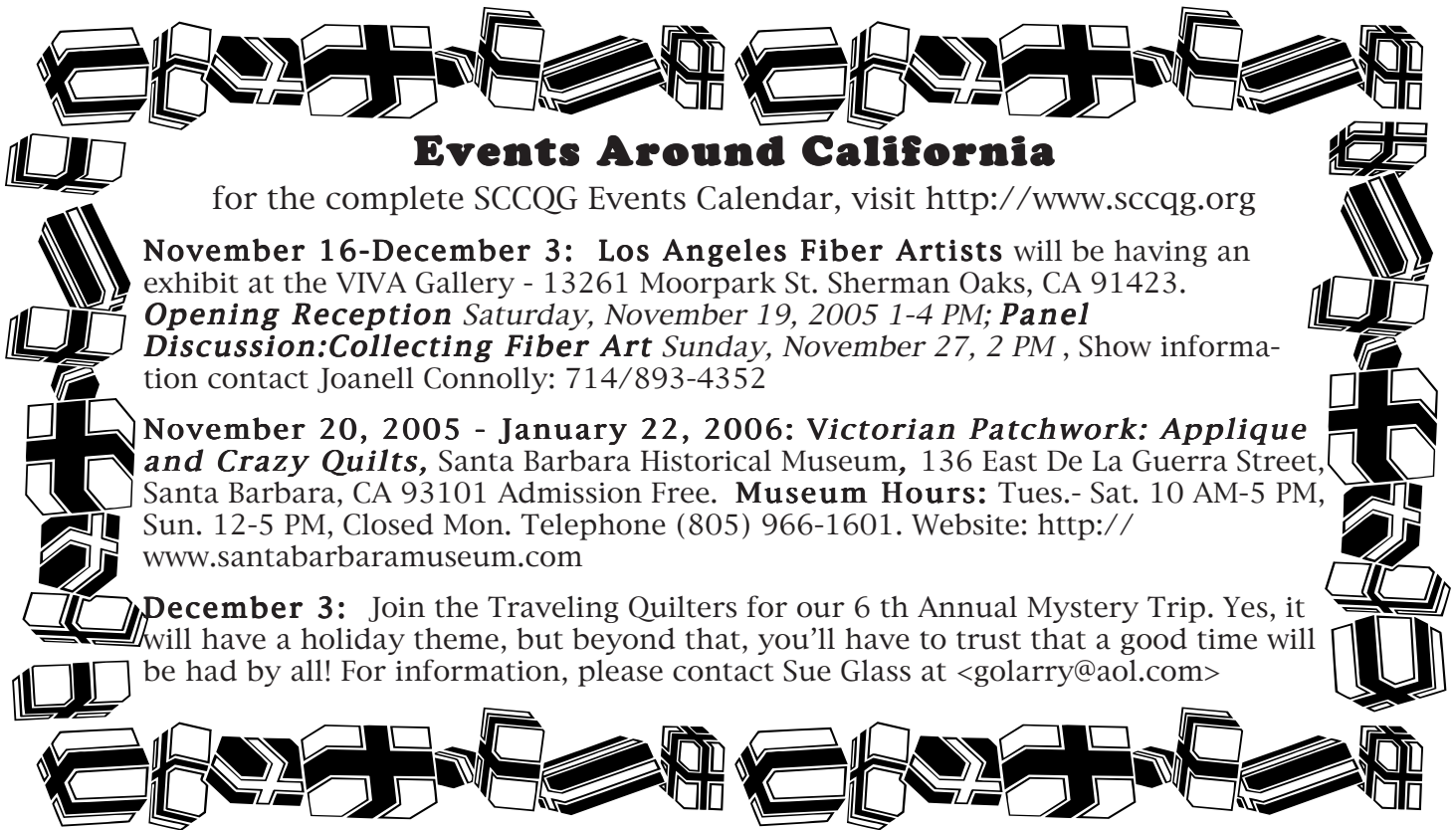
I would like to substitute *one time* for a Guild activity (i.e. library; indicate area if you have a preference) _____

I have computer skills in: Word processing Database Graphics Other _____

Membership committee record only: Date payment rec'd: _____ Check # _____ Cash

Membership: Deliver forms to Parliamentarian





Events Around California

for the complete SCCQG Events Calendar, visit <http://www.sccqg.org>

November 16-December 3: Los Angeles Fiber Artists will be having an exhibit at the VIVA Gallery - 13261 Moorpark St. Sherman Oaks, CA 91423.

Opening Reception Saturday, November 19, 2005 1-4 PM; **Panel**

Discussion:Collecting Fiber Art Sunday, November 27, 2 PM , Show information contact Joannell Connolly: 714/893-4352

November 20, 2005 - January 22, 2006: Victorian Patchwork: Applique and Crazy Quilts, Santa Barbara Historical Museum, 136 East De La Guerra Street, Santa Barbara, CA 93101 Admission Free. **Museum Hours:** Tues.- Sat. 10 AM-5 PM, Sun. 12-5 PM, Closed Mon. Telephone (805) 966-1601. Website: <http://www.santabarbaramuseum.com>

December 3: Join the Traveling Quilters for our 6 th Annual Mystery Trip. Yes, it will have a holiday theme, but beyond that, you'll have to trust that a good time will be had by all! For information, please contact Sue Glass at <golarry@aol.com>

Advertising

If you are a member of the Coastal Quilters Guild and you sell products or services relating to quilts, you can be listed in this section of our newsletter. Your listing is free, and special attention will be paid to members offering discounts, "stash" cards, classes, or sale events. Please send your information to Newsletter Editor, PO Box 6341, Santa Barbara CA 93160. For specific questions, please e-mail Leslie Hogan at redduckmusic@earthlink.net.

✓ = Stash Card * = Discount to Guild Members ♦ = Sale Event ⌘ = Classes Offered

Baron's Fabrics *

379 Carmen Road
Camarillo, CA 93010
www.baronsewfab.com
482-9848

Blue Island Quilts ✓ ⌘

5140 Hollister Avenue
(Magnolia Shopping Center)
Santa Barbara CA 93111
683-0112

Craft Essentials *

187 S. Turnpike
Santa Barbara CA 93111
681-3115

*Stocking
Stuffers*

Creative Memories by Juli Shulem * ⌘

Create albums to show off your quilts, etc. using photo-safe albums & supplies.
Professional assistance. (805) 964-2389
www.creativememories.com/jshulem

Grant House Sewing Machines * ⌘

5152-A Hollister Avenue
(Magnolia Shopping Center)
Santa Barbara CA 93111
967-3680

Linda Karppinen

Quilt Appraisals
www.qalinkarp1@aol.com
563-0817

Nancy King

Santa Barbara Custom Quilting
www.sbcustomquilting.com
687-2063

GREAT  IDEAS

Quilt Ventura ✓ ⌘

4572 Telephone Road, #908
Ventura CA 93003
www.joey@quiltventura.com
658-9800

Note: Members of the Coastal Quilters Guild are entitled to run one free "classified ad" a year in the newsletter. If you have a special need or an item you wish to sell, contact the Newsletter editor for details. No other commercial advertising will be accepted.

JANUARY BLOCK OF THE MONTH



Snowflakes



The guild's newest satellite group, "Sew-It-Alls" has volunteered for Block of the Month 2006. Our hope is that while making block(s) for the guild meeting each month, you will make at least one extra for yourself. We will keep all block sizes at 9 1/2" (unfinished) and the consistent theme of "winter holiday" throughout the coming year. With the extra blocks, you'll be well on your way to creating a new keepsake quilt or a perfect gift for next year. Take advantage of sales this month to stock up on holiday fabric and notions!

January's block brings back memories of folding and cutting paper snowflakes by using the same technique with fabric. Directions are minimal. The potential for fun is unlimited. Make it quick by fusing your snowflake onto a background. Enjoy hand appliqué? You control the difficulty and time involved by the complexity of the cuts. Looking for a way to practice some of the techniques you learned at workshops this year? Machine stitch your snowflake with glittery thread or embellish with beads and buttons.

For hints on folding and cutting, go to:
www.highhopes.com/snowflakes.html.



Background: your choice of color

10" square - cut 1 (cut larger to allow for shrinkage when appliquéing)



Snowflake: white-on-white

8" square - cut 1 (or make multiple smaller snowflakes)

Remember to leave a seam allowance if you plan on needle-turning!

Fusing: Apply fusing to snowflake square. Fold and cut as desired. Press to background following manufacturer's directions.

Template: Make a paper template then refold it. Spray starch snowflake fabric for crisper cuts. Fold fabric the same way the paper was folded. Press after each fold.

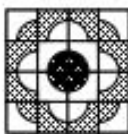
Lay the folded paper template over the fabric and cut around the template. Machine or hand-stitch the snowflake in place.

Square up the block to 9 1/2" unfinished.

Questions? Diana Hamilton 962-2916
(dianalee27@msn.com)



The 10 week Adult Education Winter 2006 quarter:
Monday, January 9th through Saturday, March 18th.
No classes: Mon 1/16, Fri 2/17, Sat 2/18, Mon 2/20.



Beginning Quiltmaking

A course for those who have never quilted and for those who want to sharpen their basic skills. Learn the fundamentals of quiltmaking while constructing a sampler quilt. Covers traditional and contemporary techniques of piecing, appliqué and quilting.

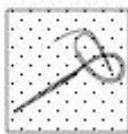
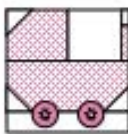
Jan. 10, 10 Tuesdays, 9 am-noon
Room T2, Wake Center, \$10 Fee



Baby Quilts

Welcome the new little bundle of joy with a cozy and cuddly crib quilt. You'll enjoy stitching up these quick and easy baby quilts, while learning some basic quiltmaking techniques for cutting and piecing. Patterns and concise instructions will be provided for a number of little quilts that are sure to delight the baby for years to come. *At least one course of Beginning Quiltmaking or the equivalent required.*

Jan. 12, 10 Thursdays, 9 am-noon
Room T2, Wake Center, \$10 Fee



Quilter's Workshop

You'll enjoy three hours of uninterrupted quilting bliss! Join friends in this non-structured class to complete projects from other quilting classes. Take advantage of the large tables to baste quilts or use the Bernina machines to do some machine quilting. *At least one course of Beginning Quiltmaking or the equivalent required.*

Jan. 13, 8 Fridays, 9 am-noon
Room T2, Wake Center, \$10 Fee
No class 2/10 and 2/17.



Welcome new members!

Kathe Hines
927 San Pascual Street
SB 93101
965-7998

Leslie Wilson
3840 Sunset Road
SB 93110-1541
687-0092
Email:
lassen.lass@verizon.net



2005 Guild Officers and Appointed Committee Chairs

Elected Officers

President	Betty Kelley	692-0075
V P- Current Programs	Penny Odom	563 4979
V P- Future Programs	Linda Cassirer	565 0588
	Lora Martin	966 3685
Recording Secretary	Dorothy Oksner	684 3048
	Rochelle Schneider	964 4818
Corresponding Secretary	Robin Ruge	966 5882
Treasurer	Marilyn Martin	967 6821
Parliamentarian	Liz Turner	967 0741
Workshops	Dorothy Fitch	968 2837

Committee Chairs

Coastlines Editor	Leslie Hogan	964 0308
2005 Opportunity Quilt	Angela Moll	683 6622
	Robin Ruge	966 5882
	Judy Gorrindo	682 6592
Challenge Quilt	Oleta Bennett	964 2114
	Barbara Franklin	969 4082
Community Projects	Marty Frolli, JoAnn Dovgin	
Refreshments	Mary Iorio, Naomi Hicks	
	Jean Farnsworth	
2006 Opportunity Quilt	Diane Eardley, Cynthia Manzer	
Block of the Month	Becky Galup, MaryAnn Huggins	
Coastlines Distribution	Pat Bates	
Coastlines Layout	Peter Glatz	
Door Prizes	Jean McCaffrey, Francine Smith	
	Ky Easton	
Historians	Doris Gilman, Betty Libbert	
Librarians	Laura Nanna, Heather Georgakis	
	Kathy Laabs	
Membership	Nancy Wood, Arla Wardell	
Satellite Groups	Monte Farris	
Scholarships	Nola Ferguson	
SCCQG Representative	Susan West	
Special Events	Joann Conklin	
Webmaster	Megan Miley	
Welcome Committee	Lena Scharfeld, Nancy Snyder	
	Judy McCartney	
Workshops	Judith Nybakken	

November's Lucky Prize Winners:

Linda Sepulveda	Ulla Sigurdson
Ing Welker	Heather Georgakis
Norah McMeeking	Gretchen Beckert

Thanks to our generous Donors:

Grant House
Craft Essentials
Creation Station
Quilters Dream Quilt Shop, Pasadena
Classic Cottons
Keepsake Quilting
Telegraph Road Studio
Blank Textiles
Bali Fabrics
Two Member Donations



Happy Birthday, December Girls!

Nancy Miller	Dec 02
Olive Moreno	Dec 05
Diane Davis	Dec 05
Susan Carty	Dec 06
Lupe Dwyer	Dec 10
Edalee Keehn	Dec 10
Ulla Sigurdson	Dec 12
Susan Italo	Dec 14
Diana Iler	Dec 21
Carol Boyce	Dec 23
Ranell Hansen	Dec 23
Penny Odom	Dec 24
Mariel Hawel	Dec 25
Barbara Ervin	Dec 26
Dundie Schulte	Dec 27
Joanna Taylor	Dec 27





Guild Web Page Address:
<http://www.coastalquilters.org>

THIS MONTH

December 8 Guild meeting 7 PM
Mystery Program & square exchange!

- * Wear name tags
- * Return Library books
- * Sign up for refreshments for January

December 15 Board meeting at Maravilla
December 16 Newsletter deadline for January

Guild meetings are held on the second Thursday of each month at 7:00 PM at St. Andrew's Presbyterian Church, 4575 Auhay, Santa Barbara, CA.

Please carpool, parking is somewhat limited. Coastal Quilters Guild of Santa Barbara and Goleta is a nonprofit, educational and charitable organization. The purpose of the Guild is to educate its members about the history and preservation of the art form of quilt making and its related topics; to learn new techniques and improve skills; and to inform the community at large about our quilt making heritage.



CoastLines Newsletter


This is a monthly publication. Newsletter articles will be accepted up until the 16th of December for the January issue.

Send articles to Editor:
Leslie Hogan
475 Los Verdes
Santa Barbara, CA 93111
e-mail: redduckmusic@earthlink.net



NEW MEMBERS AND MEMBERSHIP RENEWALS:

Mail your membership form, check or money order for \$30 payable to:
Coastal Quilters Guild, Inc.
Attention: Membership
P.O. Box 6341
Santa Barbara, CA 93106



Guest fee: \$5.00

Happy Holidays

NON PROFIT ORG.
U.S. POSTAGE
PAID
SANTA BARBARA, CA
PERMIT NO. 688

Coastal Quilters Guild
P.O. Box 6341
Santa Barbara, CA
93160