


CoastLines

Volume 12

Newsletter for Coastal Quilters of Santa Barbara



December 2006 Program Kimberly Wulfert

<http://www.antiquequilt dating.com>

This month we welcome quilt historian and quilt collector **Kimberly Wulfert**. Kimberly, a member of the Coastal Quilters' Guild, will share her knowledge of vintage and antique quilts as part of our holiday celebration. This time of year finds us reflecting on the past as well as looking to the future, making this a perfect time to see how the continuity of creativity in quilting enriches our lives at all times.

Kimberly began making quilts in the 1970s. Her reproduction quilts have exhibited by invitation at galleries, including *Primedia's* corporate headquarters in Denver. She won ribbons for her art quilts at *Pacific International Quilt Festival* and local juried exhibits in the 1990s. Her former career and PhD are in clinical psychology, through which she discovered her love for research, and she now devotes full time to research and writing on quilt history and dating. In June 2007 she will present a paper at Winterthur Museum for The Textile History Forum Conference.

Kimberly lectures and teaches nationally and has written for *Traditional Quilt Works Magazine*, AOL's *Nine-Patch News*, *Piecework Magazine*, AQS's *Blanket Statements*, *Les Nouvelles du Patchwork*, quilt guilds and museum publications. She has been a guest curator for museum exhibits, and loaned her quilts and textiles to museum exhibits across the U.S. In 2001 she began publishing *New Pathways Into Quilt History* on her website, which was acknowledged as one of the best websites for quilters in 2004 by Australia's *Patchwork and Quilting Magazine*.

Please bring your vintage and antique quilts to the meeting at 6:30 and place them, without protective coverings, on the table made available for them. You will receive them back after the lecture. Don't forget, it's our quilts that will really make the program, so the more the merrier this holiday season!

Community Quilts

If you ever questioned the joy of giving, one look at the faces of the women from **Angels Bearing Gifts** at our November meeting would have erased any doubts. Evelyn Smith-Herman, who started this organization, and her friend, Charlene Huston, were so very grateful for the 32 quilts we presented to them, the appreciation on their faces radiated throughout the room. They hope to send us some photos of the quilts with their recipients.

The remaining 240 (that's right, an additional 240!) quilts, afghans and receiving blankets are for **Project Linus**. We have made a partial delivery of quilts to Joy Montag, who represents the local organization, so that she can begin making gift presentations throughout this upcoming holiday season. Joy will be at our December meeting to tell us about Project Linus, collect the remaining quilts and relay stories from some of the recipients of the Linus quilts.

Jean Faison and Barbara Postma will chair the Community Quilt Committee next year. They have been tremendously supportive of us these past two years, and we know they will do a great job.

We have had a richly rewarding experience acting as the chairs of the Committee these past two years, and thank all of you who have given of your time and your talents.

JoAnn Dovgin and Marty Frolli
Co-chairs, Community Quilts

January Newsletter Deadline

Due to the holidays, the cut off date for articles to be included in the January *Coastlines* will be Friday, December 15, 2006—one week earlier than usual. Don't be late! Email your copy to *Coastlines* editor Leslie Hogan at redduckmusic@earthlink.net or mail to 475 Los Verdes Dr., Santa Barbara, CA 93111. If you have questions, please phone (805) 964-0308.

President's Message

It is hard to believe that it has been two years since I had to write my first newsletter article. Believe me, this has been the hardest and most onerous part of the job. With all of the wonderful people I have had the pleasure to work with, it has otherwise been a "piece of cake" and an experience I shall always treasure. It is also wonderful to know the Guild will be in capable hands for the future. Thank you all for having given me this opportunity.

What ARE we going to do about that post-office mess? The bulk mail delivery does leave much to be desired. Over 200 newsletters are mailed each month as is required to use this service. I would suggest if you have Email, make sure you are on the list as being willing to receive your newsletter electronically. Some of you will also get a hard copy to keep our numbers up. Becky Gallup will keep a list at the membership table of those of you having problems receiving a newsletter and can thus make sure our mailing list is accurate.

At the November Board meeting the Board had the pleasure of distributing some of our budgeted funds earmarked for donations. As you may remember in May we sponsored a chalk drawing by our own Marlene Peerson at the **I Modannari Festival** which supports art in the schools in Santa Barbara County. We are again giving \$200 to **The Quilters Hall of Fame** located in the Marie Webster House in Marion, Indiana. Currently, they have a matching grant program going on so our money will be doubled for them. We have been a long time supporter of this institution and feel a special closeness to it as our own Roz Perry is Marie Webster's granddaughter and is on the Board of this organization. To learn more, check out the website for this group: <http://www.quiltershalloffame.org>.

The Board also voted enthusiastically to sponsor a room at the newly redone **Transition House** in downtown Santa Barbara. By the time you receive this newsletter, we will have purchased

bedding, towels, and a desk and done some room decorating. On the wall outside the room there will be a plaque that will credit Coastal Quilters for our sponsorship. The Transition House organization provides three levels of housing for families in our area that would otherwise be homeless. The newly redone building serves as the initial stage for families and provides counseling for employment, parenting, English and the skills of daily living. As this is a short-term placement, more than 120 families were housed last year. The new rooms will allow a family the privacy of their own space. Four of the members of the Guild also sewed the curtains that are in the windows of all the rooms. You will be hearing more about this organization as the proposed recipient of our Community Quilts for the second half of next year is to be Transition House.

Last but not least - the December meeting. Remember to bring your antique quilt for the program, as **Kim Wulfert** will base her program on the quilts you provide. Members are also asked to bring some Holiday cookies to share at this meeting. **Evelyn Gorrindo** is organizing a silent auction for some handmade items. There will be several members wearing those bright blue aprons featured at the Quilt Show and they will be giving you a last opportunity to purchase your raffle tickets on the Marie Webster Quilt. The winner will be selected during the program. If you have lost your original tickets we have more available. It is hoped members take the responsibility of selling or buying their \$10 worth of tickets seriously as part of their membership obligation. Coastal Quilters has one of the strongest programs of talented and well-known program presenters in California and it does cost money. All these activities should give us a busy and wonderful program in December.

So - once again thanks to all of you for a wonderful tenure as president and have a great holiday season.
- Betty Kelley

Silent Auction News Flash!

There will be a Coastal Quilters auction in the December meeting—just in time for Christmas gifts. This auction is created from special items from the Harvest of Colors boutique, and will benefit the guild. One of the items in the auction will be a Quilting Retreat with Robbie Joy Elkow. The retreat is a \$700 value; bidding starts at \$200. What an opportunity! For more information on the auction, contact Evelyn Gorrindo at (805) 687-2170.

Rayna Gillman (<http://www.studio78.net>)
Jump Starting The Art Quilt ©
January 13, 2007

Supply List

Fresh out of ideas? Want to move away from traditional and not sure how? This workshop will help spark your creativity with new approaches. You will work conceptually, follow your intuition, and express yourself in new ways. Working with these materials (and any others you'd like to bring), you'll make a number of small studies and go home with a wealth of new ideas!

- 1 yd muslin or light colored fabric for backgrounds
- *Fabric you printed the day before, washed and ironed if possible.*
- A big box of assorted fabric pieces & scraps - variety of colors: darks, medium lights; patterns, scales, beautiful and ugly; commercial or hand-dyed & printed: the more varied, the better.
- ruler
- scissors
- iron
- straight pins
- rotary cutter
- cutting mat
- pencil and paper or notebook
- a couple of large newsprint pad pages
- black marker
- 1 big glue stick
- 1 yard Steam-a-Seam 2 or other fusible web (Steam a Seam allows you to stick things down and move them around before you iron them).

Optional:

- trimmings, embellishments, foils

Robbi Eklow (www.robbieklow.com)
Free Expression Flowers, Gears,
Spirals, and More!
February 9, 2007

Supply List

Learn Robbi's innovative techniques to create sophisticated art quilts as described in her book Free Expressions. In this fun and relaxing class, each student will pick one of several full sized patterns, specifically designed for this class, to complete one 18" x 24" top. Fused appliqué will be used in class; however the designs can be used with traditional methods too! Fused bindings will be demonstrated. Free motion quilting and dyeing techniques will be discussed.

Materials List:

- One pattern will be provided for each student
- Mechanical pencil
- Paper-cutting scissors, 4" or similar sized scissors to cut detailed shapes out of fabric bonded to webbing.
- Glass head quilt pins
- 2 yds. paper-backed fusible webbing (e.g. regular weight Wonder Under).
- Fat quarters or larger scraps of cotton hand-dyes or brightly colored prints. Bring two values of yellow, orange, red, purple, blue and green for a varied palette and a few neutrals for backgrounds.

Optional:

- Small sheet of foamcore to use as work surface
- Small iron (100 watts)
- Small light box

Events Around California

For more information, visit <http://sccqg.org>

December 9, 2006: The 13th Annual Wrightwood Holiday Home Tour will be held from 11 AM - 4 PM. Featuring four homes decorated for the holidays, the Pine Needles Quilt Guild fills the homes with quilts. There is also a boutique at the community center with vendors selling holiday items, quilts, homemade jams, etc. Tickets are \$10 in advance, \$12 at the door. To pre-purchase tickets, send a SASE to Pine Needles Quilt Guild, PO Box 2800, Wrightwood, CA 92397. Contact Marlene Bowman at (760) 249-5753 for further information.

January 25 - 28, 2007: Join the Traveling Quilters for a Quilt-Away Weekend in Temecula. Four days to do nothing but sew and visit with friends! For information contact <lynn@travelingquilters.com>

ADULT EDUCATION

Beginning Quiltmaking Marty Frolli, Instructor

A course for those who have never quilted and for those who want to sharpen their basic skills. Learn the fundamentals of quiltmaking while constructing a small sampler quilt. Covers traditional and contemporary techniques of piecing, appliqué and quilting.

January 9, 10 Tuesdays, 9 AM - Noon, Room T2, Wake Center, \$10 fee.

More International Quilts Karen Pickford, Instructor

Travel south of the border with us as we create vibrant quilts featuring chili peppers. The projects include hand or machine applique and machine piecing - all appropriate for any level of quilter. A special emphasis in this class will be on creating pieced borders - techniques that can be applied to any quilt, not just the chili peppers. Join your friends for a few fun evenings - the class will be meeting for 5 weeks only, and the supply fee is only \$5!



January 10, 5 Wednesdays, 6:30 - 9:30 PM, Room T2, Wake Center, \$5 fee.

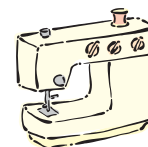


Patchwork and Quilting: Small Amish Quilts Marty Frolli, Instructor

Discover the charm of plain and simple Amish quilts and the beauty of their elegant quilting stitches. Join us, as we machine piece small traditional favorites, including Center Diamond and Split Bars. In addition, you will learn to draft and hand quilt a feathered wreath and other graceful designs. **Recommended prerequisite:** At least one quarter of Beginning Quiltmaking or the equivalent.

January 11, 10 Thursdays, 9 AM - Noon, Room T2, Wake Center, \$10 fee.

Quilter's Workshop Marty Frolli, Instructor



You'll enjoy three hours of uninterrupted quilting bliss! Join friends in this non-structured class to complete projects from other quilting classes. Take advantage of the large tables to baste quilts or use the Bernina machines to do some machine quilting. **Recommended prerequisite:** At least one quarter of Beginning Quiltmaking or the equivalent.

January 12, 9 Fridays, 9 AM - Noon, Room T2, Wake Center, \$10 fee.

FUTURE PROGRAMS

January 2007: Rayna Gilman (www.studio78.net) presents her lecture **Taking The Leap with "What If"** - Two powerful words that can push the boundaries of your work and increase creative courage. A look at an artist's journey from traditional to self-expression, with slides and examples. For the following two days she will expand our horizons with **Surface Design With Found Objects - Day 1:** A fresh look at surface design as the starting point for an art quilt. We will stamp and screen print using textile inks and materials such as freezer paper, newsprint, paper towels and textured items from around the house or hardware store. Working experimentally, you will come away with your own unique fabric to use in your work. **Day 2:** With fabric created the day before (and combined with others if you wish) you will start new work. We will discuss how to let the fabric guide you or "tell you where it wants to go." We'll share ideas, brainstorm possibilities and you will have plenty of studio time to begin new work.

February 2007: Robbi Joy Eklow (www.robbielow.com) tells us about **Free Expression Quilts:** Explore Robbi's latest quilts and those from her book "Free Expression: the art and confessions of a contemporary quilter". Lecture includes real quilts as well as projected images. Robbi's workshop will be **Free Expression Flowers, Gears, Spirals and More!** Learn Robbi's innovative techniques to create sophisticated art quilts as described in her book *Free Expressions*. In this fun and relaxing class, each student will pick from a choice of computer designed patterns to complete one 18" x 24" top. Explore designs that exploit the use of fusibles. Fused bindings will be demonstrated, free motion quilting and dyeing techniques will be discussed.



COASTAL QUILTERS GUILD 2007 MEMBERSHIP APPLICATION

Guild membership runs from January 1 through June 30. To renew your guild membership, or to join the Coastal Quilter's Guild, please complete this application form and attach it to your check for \$15.00 dues. This form **MUST** accompany your check!

You may bring your completed form and payment to any guild meeting and drop it off at the MEMBERSHIP TABLE (table near entrance) or mail your form and check to:

Becky Gallup, P. O. Box 1594, Summerland, CA 93067

1. To receive the FEBRUARY NEWSLETTER, your application must be received by JANUARY 11.

Please PRINT clearly! If the information is the same as in the 2006 directory, also check "Same as 2006" box. Be sure to write your NAME on the application.

Renewal Same as 2006 New Member

Name _____

Address _____

City _____ State _____ ZIP _____ Birthday (Month/Day) _____

Home Phone _____ Work Phone (opt.) _____ Cell (Opt.) _____

E-mail _____ Would you like to get your newsletter by e-mail? Yes No

(E-mailed newsletters arrive earlier and in color, and will save postage and printing costs for the Guild.)

I would like to hear the following speakers _____

My quilting interests are: Traditional Contemporary Art Other (specify) _____

PLEASE MAKE YOUR \$15.00 CHECK PAYABLE TO Coastal Quilter's Guild, Inc.

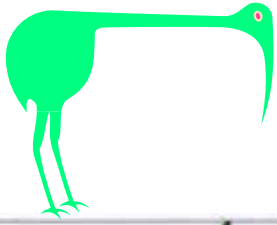
Our members are our most important resource! Please check any that apply:

- I would enjoy writing short articles for the newsletter.
- I can host a guest speaker occasionally. (Please note if you have any pets, or if someone in your house smokes)
- I am willing to help at local special events.
- I would like to substitute *one time* for a Guild activity (i.e. library; indicate area if you have a preference)
- I have computer skills in: Word Processing Database Graphics Other


Membership Committee Record only: Date payment rec'd: _____ Check # _____ Cash

Membership: Deliver forms to Parliamentarian.





January Block-of-the-Month



2007 Block of the Month "The Santa Barbara Connection"

We welcome you to the 2007 Block of the Month (BOM). This year all the blocks will have a connection to Santa Barbara. Make an extra block for yourself and make a Santa Barbara sampler quilt at the end of the year. The blocks will be of varying sizes and utilize multiple techniques including piecing, paper piecing and appliqué. Each month on our B.O.M. display we will also present interesting facts about the block and its Santa Barbara Connection. Be sure to stop by!

January's block is a variation on Flying Geese which we have called "Birds in the Air over Santa Barbara".

We hope you will enjoy this year's blocks as much as we do.

Mary Ballard, Kristin Otte, Karen Pickford;
BOM co-chairs

Birds in the Air over Santa Barbara

The following instructions will make 2 completed blocks – one for the drawing, and one to keep for yourself to create a Santa Barbara quilt over the course of a year.

Use Medium Blue for the large half of the block

Cut 6 squares – 3 1/2"

Cut 3 squares – 4" (to pair with background fabric for half-squares triangles)

Use White, white on white, or off-white for background

Cut 6 squares – 4"

Use 3 different "Jewel tones" for the "birds."

Cut 2 each of 3 colors – 4" squares

Mark a diagonal line through the center of the back of the white fabric squares. Match these with the other 4" squares and place right sides together. Stitch 1/4" from each side of the diagonal center line. Cut apart on the diagonal line. Press toward the darker fabric. Trim the blocks accurately to 3 1/2" squares.

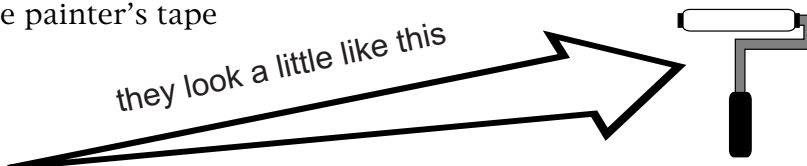
Lay out the pieced segments and the 3 1/2" squares according to the picture of the block. Stitch each row of blocks together, pressing the seams of the center row the opposite direction of the top and bottom rows. Then sew the rows together to form a 9 1/2" block (9" completed.)



Printing with Found Objects Supply List

Rayna Gillman (<http://www.studio78.com>)
January 12, 2007

- Assorted colors of water-based textile screening inks and fabric paints in red, yellow, blue, black or any other colors you like, including metallics.
ProFab textile paints from ProChem work great for screen printing, stamping and hand-painting: can be thinned and mix beautifully.
Speedball makes fabric screening inks that work fine and are in your local art store or places like *Michael's*. Other brands that work great for stamping and painting (but are a bit thin for screen printing): Setacolor, Jacquard, and Lumière fabric paints.
 - **Any of the following:** oil pastels, fabric crayons, oil sticks or paint sticks.
- Something to print on: bring plenty of fabric : 3 yards or more of assorted light to medium color solid, tone-on-tone, or hand-dyes. Scraps, small pieces, or yardage — whatever you have. (If you have a color you don't like, bring it - you can only improve it!)
- Stuff to print and stamp with: misc. household objects with texture, open weave, raised design such as: shelf liner, sink mats, mesh bags, corks, bubble wrap, drawer pulls, plastic wrap, corrugated cardboard, sponges, string, doilies, forks, potato mashers, etc. Use your imagination!!
- 1 silk screen 10xx mesh size (10x12 or 10x14 available from Dick Blick for under \$10) -or any size screen you may have at home.
- Spray bottle for water
- Squeegees (plastic paint scraper, small car Bondo scrapers available in **auto part store**—even old credit cards are fine)
- Duct tape for taping screens
- Masking tape or blue painter's tape
- straight pins
- iron
- scissors
- 2 rubber brayers
- 6 or more 1" foam brushes
- 6 plastic spoons or small spatulas & plastic containers or cups
- several Styrofoam meat trays or plates
- roll of paper towels
- newspaper & freezer paper for stencils
- Wear old clothes! (gloves optional)
- A plastic pot scrubber or brush for cleaning screen
- Padded printing surface (18" x 24" or 24" x 24") can be made from 1/2" - 3/4" thick pink foam insulation board or foam core, a layer of batting or foam rubber, and layer of plastic
- Optional but nice to have: transparent base extender for paints, rubber stamps, stencils, Thermofax screens



Some suggested supply sources:

- Dick Blick <http://www.dickblick.com> (best & LEAST EXPENSIVE source for screens)
ProChem <http://www.prochemical.com>
Jerry's Artarama <http://www.jerrysartarama.com>
Michael's, Craft Essentials or similar craft store.

Future Programs

March 2007: Judy Sisneros (www.judysisneros.com) presents **Imagination & Inspiration** – An ever-changing trunk show of about 50 of her quilts, old and new! As the years go by, new quilts are added and older ones dropped out. Funny stories of her experiences as a quilting teacher “on the road” are included. Names not mentioned! It’s a light-hearted look at quilting, with lots of beautiful quilts to see. **Judy Sisneros’** workshop is from her book of the same name, **9 Patch Pizzazz**- Judy says, “I call this the potato chip quilt because you can’t make just one!! This is the answer to what to do with those beautiful large-scale fabrics we can’t resist. Using 6 and 12 inch blocks of a large print - combined with 9 patches and optional rail fence blocks - you get a quick and easy quilt!”

Be sure to see Dorothy Fitch at the Guild meeting to sign up for Rayna Gilman’s class in January – it will be a great way to start the new year by taking a new look at how you create your quilts. Even the most traditional quilts can take on a new spark with custom-made fabrics. Maybe you can even use them in Robbi’s class in February!



Nancy Miller	Dec 02
Diane Davis	Dec 05
Olive Moreno	Dec 05
Susan Carty	Dec 06
Lupe Dwyer	Dec 10
Edalee Keehn	Dec 10
Ulla Sigurdson	Dec 12
Susan Italo	Dec 14
Kim Pananides	Dec 18
Diana Iler	Dec 21
Carol Boyce	Dec 23
Ranell Hansen	Dec 23
Penny Odom	Dec 24
Mariel Hawel	Dec 25
Barbara Ervin	Dec 26
Dundie Schulte	Dec 27

Advertising

If you are a member of the Coastal Quilter’s Guild and you sell products or services relating to quilts, you can be listed in this section of our newsletter. Your listing is free, and special attention will be paid to members offering discounts, “stash” cards, classes, or sale events. Please send your information to Newsletter Editor, PO Box 6341, Santa Barbara CA 93160. For specific questions, please e-mail Leslie Hogan at redduckmusic@earthlink.net.

✓ = Stash Card * = Discount to Guild Members ♦ = Sale Event ⌘ = Classes Offered

Baron’s Fabrics *

379 Carmen Road
Camarillo, CA 93010
www.baronsewfab.com
482-9848



Blue Island Quilts ✓ ⌘

5140 Hollister Avenue
(Magnolia Shopping Center)
Santa Barbara CA 93111
683-0112



Craft Essentials *

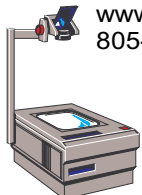
187 S. Turnpike
Santa Barbara CA 93111
681-3115

Creative Memories by Juli Shulem * ⌘


Create albums to show off your quilts, etc. using photo-safe albums & supplies.
Professional assistance. (805) 964-2389
www.creativememories.com/jshulem

Santa Barbara Quilting Retreats

Cathe Hedrick
P.O. Box 91429
Santa Barbara, CA 93190-1429
www.santabarbaraquiltingretreats.com
805-899-3947



For Sale: overhead projector \$25.00.
Call Ruth Walters at 687-2709.



Grant House Sewing Machines * ⌘

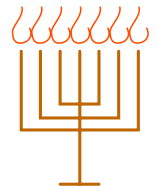
5152-A Hollister Avenue
(Magnolia Shopping Center)
Santa Barbara CA 93111
967-3680

Linda Karppinen

Quilt Appraisals
www.qalinkarp1@aol.com
563-0817

Nancy King

Santa Barbara Custom Quilting
www.sbcustomquilting.com
687-2063



Quilt Ventura ✓ ⌘

4572 Telephone Road, #908
Ventura CA 93003
www.quiltventura.com
658-9800

Note: Members of the Coastal Quilter's Guild are entitled to run one free “classified ad” a year in the newsletter. If you have a special need or an item you wish to sell, contact the Newsletter editor for details. No other commercial advertising will be accepted.

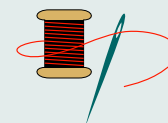


November's Lucky Door Prize Winners

Ulla Sigurdson
 Ursula Dial
 Francine Smith
 Linda Boynton de Sepulveda
 Lena Scharfeld
 Julie Shulem

Thanks to our Donors:

Craft Essentials
 Baron's Fabrics
 Grant House
 Creation Station
 Quilters Dream Batting
 YLI Thread Company
 Helen Eddy Hand Dyed Fabric
 Martingale Publishing Company
 Fairfield Processing Company
 American Quilters Society



2006 Guild Officers and Appointed Committee Chairs

Elected Officers

President	Betty Kelley	692 0075
V P- Current Programs	Janet Berlin	968 4933
V P- Future Programs	Linda Cassirer	565 0588
	Lora Martin	966 3685
Recording Secretaries	Barbara Postma	964 0103
	Ky Easton	967 1113
Corresponding Secretary	Judy McCartney	967 5311
Treasurer	Marilyn Martin	967 6821
Parliamentarian	Penny Odom	563 4979
Workshops	Dorothy Fitch	968 2837

Committee Chairs

Coastlines Editor	Leslie Hogan	964 0308
2006 Opportunity Quilt	Diane Eardley	963 8321
	Cynthia Manzer	967 0657
	Judy Stanton	695 8828
Opportunity Quilt Tickets	Darilyn Kisch	968 5173
	Nancy Snyder	965 1992
Challenge Quilt	Barbara Ortiz	483 6359
	Pat Masterson	642 4769
Community Projects	Marty Frolli, JoAnn Dovgin	
Refreshments	Carol Boyce, Suzy Pelovsky	
2007 Zetta's Quilt		
Block of the Month	Satellite: Sew it All, Darilyn Kisch	
Coastlines Distribution	Harriet Berk, Jane McMenamin	
Coastlines Layout	Peter Glatz	
Door Prizes	Jean McCaffrey, Barbara Franklin	
Harvest of Colors	Oleta Bennett, Liz Turner	
Historian	Doris Gilman	
Librarians	Laura Nanna, Heather Georgakis, Kathy Laabs	
Membership	Nancy Wood, Becky Gallup, Karen Homan	
Satellite Groups	Monte Farris	
Scholarships	Nola Ferguson	
SCCQG Representative	Oleta Bennett	
Special Events	Joann Conklin	
Webmaster	Dorothy Oskner	
Welcome Committee	Satellite: Sewphistacats	

HARVEST OF COLORS QUILT SHOW 2006

INCOME

Admissions	9,455.00
Boutique donations from Guild	477.00
Boutique Income	7,323.03
Camera Sales	
Dinners	945.00
Judging Fees	605.00
Quilt Sales after Show	15.00
Sponsors	
Vendor Fees	<u>10,695.00</u>

TOTAL INCOME

29,515.03

EXPENSES

Acquisitions	104.83
Admissions Expense	15.99
Boutique Expense	13.10
Boutique Sales	5,735.35
Banners	800.00
Catalog	221.47
Dinner Expense	985.73
Display	3,853.26
Facility	5,871.50
Featured Artist	172.96
Judging	431.20
Miscellaneous	17.35
Publicity	1,626.91
Sales Tax	562.00
Signage	41.16
Vendor	258.24
Vendor Dinner Expense	167.07
Volunteers	30.24

TOTAL EXPENSES

20,908.36

NET PROFIT

8,606.67



Guild Web Page Address:
<http://www.coastalquilters.org>

CoastLines Newsletter
This is a monthly publication. Newsletter articles will be accepted up until the 15th of December for the January issue.
Send articles to Editor:
Leslie Hogan
475 Los Verdes
Santa Barbara, CA 93111
e-mail: redduckmusic@earthlink.net

THIS MONTH

December 14

Speaker: Kimberly Wulfert

- * Wear name tags
- * Return Library books
- * Sign up for January refreshments

December 7 Board meeting at Maravilla

December 15 Newsletter deadline for January

New Members & Membership Renewals:

Mail your membership form, check or money order payable to Coastal Quilters Guild, Inc.:

Becky Gallup
Attention: Membership
P.O. Box 1594
Summerland, CA 93067

Guild meetings are held on the second Thursday of each month at 7:00 PM at St. Andrew's Presbyterian Church, 4575 Auhay, Santa Barbara, CA.

Please carpool, parking is somewhat limited. Coastal Quilters Guild of Santa Barbara and Goleta is a nonprofit, educational and charitable organization. The purpose of the Guild is to educate its members about the history and preservation of the art form of quilt making and its related topics; to learn new techniques and improve skills; and to inform the community at large about our quilt making heritage.

Guest fee: \$5.00



NON PROFIT ORG.
U.S. POSTAGE
PAID
SANTA BARBARA, CA
PERMIT No. 688

Coastal Quilters Guild
P.O. Box 6341
Santa Barbara, CA
93160