


Coast Lines

Newsletter for Coastal Quilters of Santa Barbara



February 2007 Program—**Robbi Joy Eklow** www.robbieklow.com

Robbi Joy Eklow is an innovative quilt artist who will talk to us about her own "Free Expression." She has written a book about her quilting and her art, *Free Expression: The art and confessions of a contemporary quilter*, and her Thursday night lecture will cover the ideas and the quilts from that book. The publisher is Quilting Arts Magazine, their first book and Robbi's too. Robbi also writes an amusing column for their quarterly quilting publication called the *Goddess of the Last Minute*.

Robbi started working with fabric when she was about four, and made a lot of clothes when she was in high school. She now prefers to spend her fabric time making quilts. She hand dyes cotton, uses fused appliqué to create the tops and then unmarked free motion


machine quilts them heavily. Her latest series of quilts were designed on her Macintosh computer, using an application called Canvas.

Robbi teaches classes on free motion quilting, fused appliqué, and fabric dyeing all over the country, and has exhibited her work in the major national shows: Quilt National, Quilt Festival in both Houston and Chicago, The Mid-Atlantic Quilt Festival, Quilter's Heritage in Lancaster, PA, Pacific International Quilt Festival in Santa Clara, CA, and American Quilter's Society in Paducah, KY.

February 9th Workshop – *Free Expression Flowers, Gears, Spirals, and More!*

Learn about Robbi's sophisticated and innovative techniques for creating quilts like those in her book: *Free Expression: the art and confessions of a contemporary*

quilter. In this fun and relaxing class, each student will pick from a choice of computer-designed patterns to complete one 18 x 24-inch top. You will explore designs that exploit the use of fusibles, with demonstrations of free-motion quilting and dyeing techniques. This workshop is excellent for both beginner and intermediate quilters.



This Month:

- February 8th
- Speaker: ___Robbi Joy Eklow___
- *Wear name tags
- *Return Library books
- *Sign up for February refreshments

February 15th Board meeting at Maravilla (in the craft room)

February 16th Newsletter deadline for March

Inside this issue:

President's Message	2
Future Programs	3
Events Around California	3
Supply Lists February Classe	4
Amy Bradley Workshop	4
News	5
Quilting Resources	7
Block of the Month	8-9

Coming to you from the *Straight and Narrow*

The Satellite group THE STRAIGHT AND NARROW is presenting a three -month opportunity to win the lovely lap quilt they exhibited in our last show. The drawings will be for Guild members only and will be the usual \$1.00 each or 6 for \$5.00. The quilt and tickets will be available at the February, March and April meetings. All proceeds are being donated to the Guild. For further information, see Diane Iler.

President's Message

A much loved festival in February is Valentine's Day – a celebration of caring. How appropriate that our first gifts from the Guild for 2007 are placemats for MEALS ON WHEELS. Each time the placemats are used...each day...love flows from the quilter to the recipient. These small projects have a very large impact on our community.

We've all made our New Year's Resolutions. Some will soon fade away; others will prevail. One that I hope to keep is to

make the Block of the Month – every month. If I never win, I'll still have the makings of a lap quilt. Should my name be drawn – *Voilà!* – another instant quilt. Mostly, I shall enjoy sharing this activity with my fellow Guild members.

Last month we saw the 2007 Opportunity Quilt – *Zetta's Quilt* - for the first time. The donation tickets will be available soon. One of the obligations of membership in the Guild is to support the success of this pro-

ject. All monies received go to our community outreach. Last year we were able to furnish a room for Transition House and also help the theatre program at SB City College. All members are expected to sell at least their initial packet of 12 tickets. Obviously, we can do a lot better than that.

-Karin Cooper

2007 Guild Officers and Appointed Committee Chairs

Elected officers:

President: Karin Cooper 569-7125

V P--Current Programs: Susan Carty
964-2942

V P--Future Programs: Lora Martin
966-3685

VP--Workshops: Dorothy Fitch 968-
2837 & Sue Pelovsky
969-7726

Recording Secretary: Judith Nybakken
967-0276 & Ky Easton
967-1113

Corresponding Secretary: Judy
McCartney

Treasurer: Marilyn Martin 967-6821 &
Naomi Hicks 964-7635

Parliamentarian: Betty Kelley 692-
0075

Committee Chairs:

Zetta's Quilt 2007: Rochelle Schneider
964-4818

2008 Quilt: Jean MacMillan 964-2060
& Nedra Ireland 967-0965

Challenge Quilt: Kathy Rose 964-9085
Judy Rys 964-5094

Community Quilts: Barbara Postma
964-0103 & Jean Faison
569-1549

Refreshments: Heather Georgakis
964-8390

Block of the Month: Mary Ballard 682-
4572, Karen Pickford 967-
9588 & Kristen Otte 683-
4390

Door Prizes: Celeste White 964-6362

Historian: Doris Gilman 967-8339

Librarians: Kathy Laabs 965-3933,
Laura Nanna 687- 4553,
Heather Georgakis 964-8380
& Lucy Stevenson 684-5136

Membership: Becky Gallup 684-2667

Satellite Groups: Monte Farris 682-
0166

Scholarships: Nola Ferguson 684-
5665

SCQG Representative: Oleta Bennett
964-2114

Special Events: Joann Conklin 967-
0095

Welcome Committee Satellite: The
Sew Phistocats (Harlene
Bailey 969-2804)

Webmaster: Dorothy Oksner 684-
3048

Coastlines Editor:
Leslie Hogan 964-0308

Coastlines Layout
Linda Boynton De Sepul
veda 969-2817

Coastlines Distribution: Elaine Kovar
685-2784 & Mary Ringer

Future Programs

March 2007: Judy Sisneros (www.judysisneros.com) presents Imagination & Inspiration—An ever changing trunk show of about 50 of her quilts, old and new! As the years go by, new quilts are added and older ones dropped out. Funny stories of her experiences as a quilting teacher “on the road” are included. Names not mentioned! It’s a light-hearted look at quilting, with lots of beautiful quilts to see. Judy Sisneros’ workshop is from her book of the same name, *9 patch Pizzazz*—Judy says, “I call this the potato chip quilt because you can’t make just one!! This is the answer to what to do with those beautiful large-scale fabrics we can’t resist. Using 6 and 12-inch blocks of a large print—combined with 9 patches and optional rail fence blocks—you get a quick and easy quilt!”

April 2007: Mary Sue Suit (www.msquilt.com) presents her **Trunk Show**—she tells us, “I always hesitate to call my speaking presentation a lecture, it is more of a trunk show with words. Sometimes the words have wit and wisdom, but the quilts are always a hit. I travel with as many as I can stuff into two suitcases and stay under the 50lb. Limits. The quilts cover all the techniques I have developed in my geometric quilt journey”. The workshop will be **Crazy Eight Techniques**. Check out the website for a workshop description.

May 2007: Linda Ballard (www.letsquilt.com) returns to lead us in a game of *Charm Square Shuffle*: a fun and exciting game involving dice, fabric squares, and who knows what else! We’ll get a chance to meet each other, see what we have in our stashes, and possibly win fabric squares. Linda will share a few quilts made from the squares, and have members bring some as well. This program is a great mixer and a lot of fun. Linda will have a treat for everyone at the end of the program.

Events Around California For more information, visit <http://sccqg.org>

February 9-10: Valley Quilters (Hemet, CA) 27th Annual Quilt Show, Valley Wide Recreation Center, 901 Esplanade Ave., San Jacinto, CA 92582. 10 AM - 4 PM. Admission \$6. Please, no children under 6 years of age. Over 100 quilts, Philanthropic Quilt, Opportunity Baskets, Vendors, Guild Boutique, Consignment Shop, Hourly Door Prizes, Quilt Appraiser - Julia Zgliniec, food available. Contact Wanda Souza at (951) 927-8727 or Becky Miller at (951) 679-6525 or email <Bec3@earthlink.net>

February 17-18: South Bay Quilters Guild Quilt Show at Torrance Cultural Arts Center, 3341 Civic Center Drive, Torrance, CA. For details, visit <<http://www.southbayquiltersguild.org>>

March 3-4: Hi Desert Quilt Guild, Ridgecrest, CA presents "Quilts for a Desert Springtime." Hours: Saturday, 10 AM - 5 PM; Sunday, 10 AM - 4 PM at the Desert Empire Fairgrounds. Appraiser Anne Copeland. Over 150 quilts, vendor mall, guild boutique, door prizes, and a Small Quilt auction. For more information please e-mail <hidesertquiltguild@lycos.com>

Supply List:

Free Expression Flowers, Gears, Spirals, and More! - February 9, 2007— Robbi Eklow (www.robbieklow.com)

Learn Robbi's innovative techniques to create sophisticated art quilts as described in her book *Free Expressions*. In this fun and relaxing class, each student will pick one of several full sized patterns, specifically designed for this class, to complete one 18" x 24" top. Fused appliqué will be used in class; however, the designs can be used with traditional methods too! Fused bindings will be demonstrated. Free motion quilting and dyeing techniques will be discussed.

One pattern will be provided for each student

Mechanical pencil

Paper-cutting scissors, 4" or similar sized scissors to cut detailed shapes out of fabric bonded to webbing.

Glass head quilt pins

2 yds. paper-backed fusible webbing (e.g. regular weight *Wonder Under*).

Fat quarters or larger scraps of cottoned hand-dyes or brightly colored prints. Bring two values of yellow, orange, red, purple, blue and green for a varied palette and a few neutrals for backgrounds.

News: Amy Bradley Workshop

The Creation Station Fabric and Quilt Shop

Friday, February 9, 2007

1:00 - 5:00 PM

Fee: \$35 per person

To register, call (805) 693-0174

Workshop Description

Come meet Amy - creator of many popular quilt designs, including *Quilt Diva*, *Super Quilter*, *Dazzling Dogs* and her two most recent books - "*Quilters Yearbook*" and "*Peek-a-Boo Crib Set*." She will share the inspiration behind her designs and walk you through the construction of her whimsical, fusible, buttonhole appliqué projects. Bring any fusible appliqué pattern and learn Amy Bradley's fusible appliqué tips!

A complete materials list and more information can be found by going to <http://www.thecreationstation.com> and clicking on "Classes."

The Creation Station Fabric and Quilt Shop

252 East Hwy 246, Unit A

Buellton, CA 93427

(805) 693-0174

Around the Block...News from Block-of-the-Month

There was great participation in January's "Birds in the Air Over Santa Barbara" Block of the Month. Congratulations go to Karen Pickford and Betty Kelly who shared the 31 blocks. Betty snuck in the back door after Karen (#1 pick) graciously offered to share her winnings and Carolyn Rory (#2 pick) declined the blocks, stating she had enough unfinished projects. The odds of winning the BOM in January were a LOT better than the lottery, 1 in 31 or 3.2%. But that didn't help Naomi Hicks this month: she made the most blocks and had odds of 4 in 31 or almost 13%.

If you have never participated in Block-of-the-Month (BOM), consider doing the easy March appliqué block "Whale's Tail" which recognizes Santa Barbara's location on the great whale migrations that take place at this time of the year. And don't forget to stop by the BOM table to read all about the whale migration.

Curious about April? Here's a hint...it relates Easter and Santa Barbara.

Mary Ballard, co-chair BOM Committee

January's Lucky Door Prize Winners:

Judy Freeman

Patty Latourell

Karen Pickford

Linda Rasmussen

A Big Thank you to our Donors:

Baron's - Fabrics

Grant House - Sulky Threads/Book

Hang-Ups - Wood Quilt Hangers

Guild Member - Quilt Books

Update: Community Quilts Placemats for Meals on Wheels!

Are you having fun yet? Come on, isn't making placemat quilts fun! Especially now that the winter doldrums are upon us, it's a good way to while away this chilly time.

We're pleased to report that some 90 kits have been signed out in the first week. That's the first step; the second is to decide on a pattern and complete a placemat or two (most kits have enough fabric for an extra top.) We'll have additional batting pieces and labels available at the meeting.

New kits will be available at the February meeting. Come back, look at the lovely completed creations, and sign out a couple of kits. Think about the smiles we'll put on faces that need the kind thought that is included with each and every placemat.

For those of you who do not want to cut into a focus fabric, we have a new pattern, compliments of Marty Frolli. It's a focus fabric center with borders, a great response for all of you wondering just how to cut up a great design. You can even modify the pattern design for vertical cuts, too. It's really quick and easy and turns out great. Some of the kits include sample cuts of Robert Kaufman fabric; the new pattern addresses the use of these smaller pieces.

And a reminder: We have the instruction sheet with the non-binding procedure on the table. If you didn't pick one up last time, come on by.

If you have any questions, please give either of us a call or e-mail us.

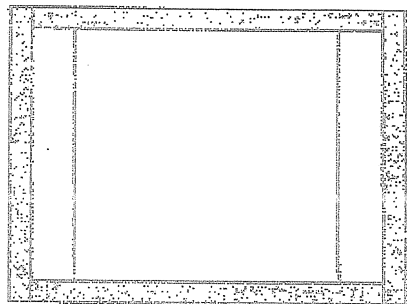
Barb Postma 964-0103, e-mail baptep@hotmail.com

Jean Faison 569-1548, e-mail foxy.faison@earthlink.net

Meals on Wheels Placemat

Finished size: 14" x 18"

For the center square use any print fabric or substitute with any 12" finished block. See suggestions to the right.



Fabrics needed (for one place mat)
1 (12-1/2") square or block.

1/8 yard for inner border (or two 2-1/2" x 12-1/2" rectangles)

1/2 yard for outer border and backing

1/8 yard for binding.

Cutting

Inner borders
Two 2-1/2" x 12-1/2"

Outer borders
Two 1-1/2" x 16-1/2", two 1-1/2" x 14-1/2"

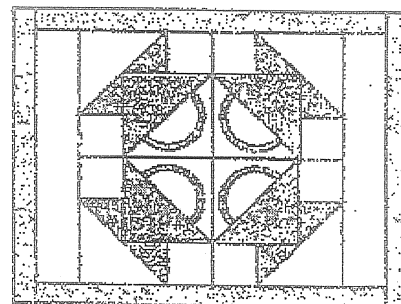
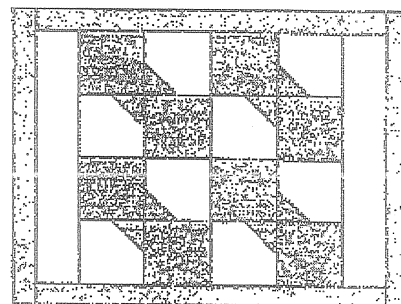
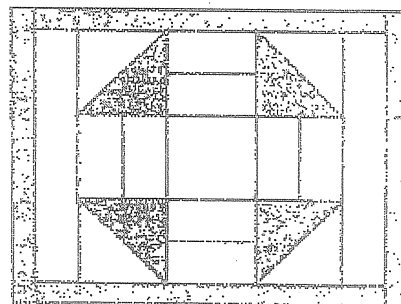
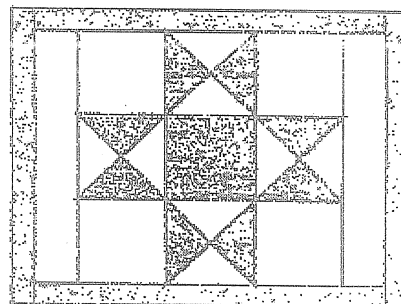

Backing and batting
15-1/2" x 19-1/2"

Binding

Two strips 1-3/4" wide by width of fabric. Cut strips at fold. Press strips wrong sides together along the long edges.

Assembly

1. Sew inner borders to 12-1/2" square or block.
2. Add outer borders.
3. Baste top, batting and backing. Quilt as desired.
4. Trim batting and backing even with top. Finish with binding.



Quilting Resources

Baron's Fabrics (Discount to Members)

379 Carmen Road
Camarillo, CA 93010
www.baronsewfab.com
805-482-9848

Blue Island Quilts (Stash card, classes offered)

5140 Hollister Avenue
(Magnolia Shopping Center)
Santa Barbara, CA 93111
805-683-0112

Craft Essentials (Discount to Members)

187 S. Turnpike
Santa Barbara, CA 93111
805-681-3115

Creative Memories (Discount to Members & classes offered)

Professional assistance by Juli Shulem
Create albums to show off your quilts, etc. using photo-safe
albums & supplies.
www.creativememories.com/jshulem
805-964-2389

Grant House Sewing Machines (Discount to Members & classes offered)

5152-A Hollister Ave
(Magnolia Shopping Center)
Santa Barbara, CA 93111
805-967-3680

Linda Karppinen

Quilt Appraisals
www.qalinkarp1@aol.com
805-563-0817

Nancy King

Santa Barbara Custom Quilting
www.sbcustomquilting.com
805-687-2063

Quilt Ventura (Stash card & Classes offered)

4572 Telephone Road, #908
Ventura, CA 93003
www.quiltventura.com
805-658-9800

Santa Barbara Quilting Retreats

Cathe Hedrick
P.O. Box 91429
Santa Barbara, CA 93190-1429
www.santabarbaraquiltingretreats.com
805-899-3947

Antique Quilt Dating Guide, by style, by Kimberly Wulfert


Easy, Handy reference chart for buyers or sellers at auctions &
antiquing

www.antiquequilt datingguides.com Just published!
(805) 649-1821

If you are a member of the Coastal Quilter's Guild and have products or services relating to quilts, you can be listed in this section of our newsletter. Your listing is free, and special attention will be paid to members offering discounts, "stash" cards, classes, or sale events. Please send your information to Leslie Hogan, Newsletter Editor, 475 Los Verdes Dr., Santa Barbara CA 93111 or e-mail redduckmusic@earthlink.net.

Santa Barbara Connection Block-of-the-Month

March



Whale Watching – Whale's Tail

Fabrics:

Background – Light blue or “sky” fabric (non-directional is best)

Whale's Tail – Dark grey or black (hand-dyed or batik suggested)

Corner piece – “ocean” or “water” fabric

Cut 9 ½” square of background fabric. (Or you can cut a slightly larger square to allow for some shrinkage when hand appliquéd and trim the completed block to 9 ½”.) Do not use directional fabric, as to make the design go the correct way it would have to be cut on the bias.

For triangular corner piece and whale's tail, cut freezer paper or fusible web pieces according to pattern. If planning to hand appliquéd, you will need to add enough fabric (≈¼”) for the turned-under edge.

Align pattern in one of the corners of the background fabric. Applique the whale's tail first, then place the “ocean” piece over the tail end (see pattern). Be sure that the “ocean” piece is centered exactly, so that the sides are the same.

For machine appliquéd satin stitch the edges with matching thread after fusing to the background.

background - lt. blue or "sky" fabric

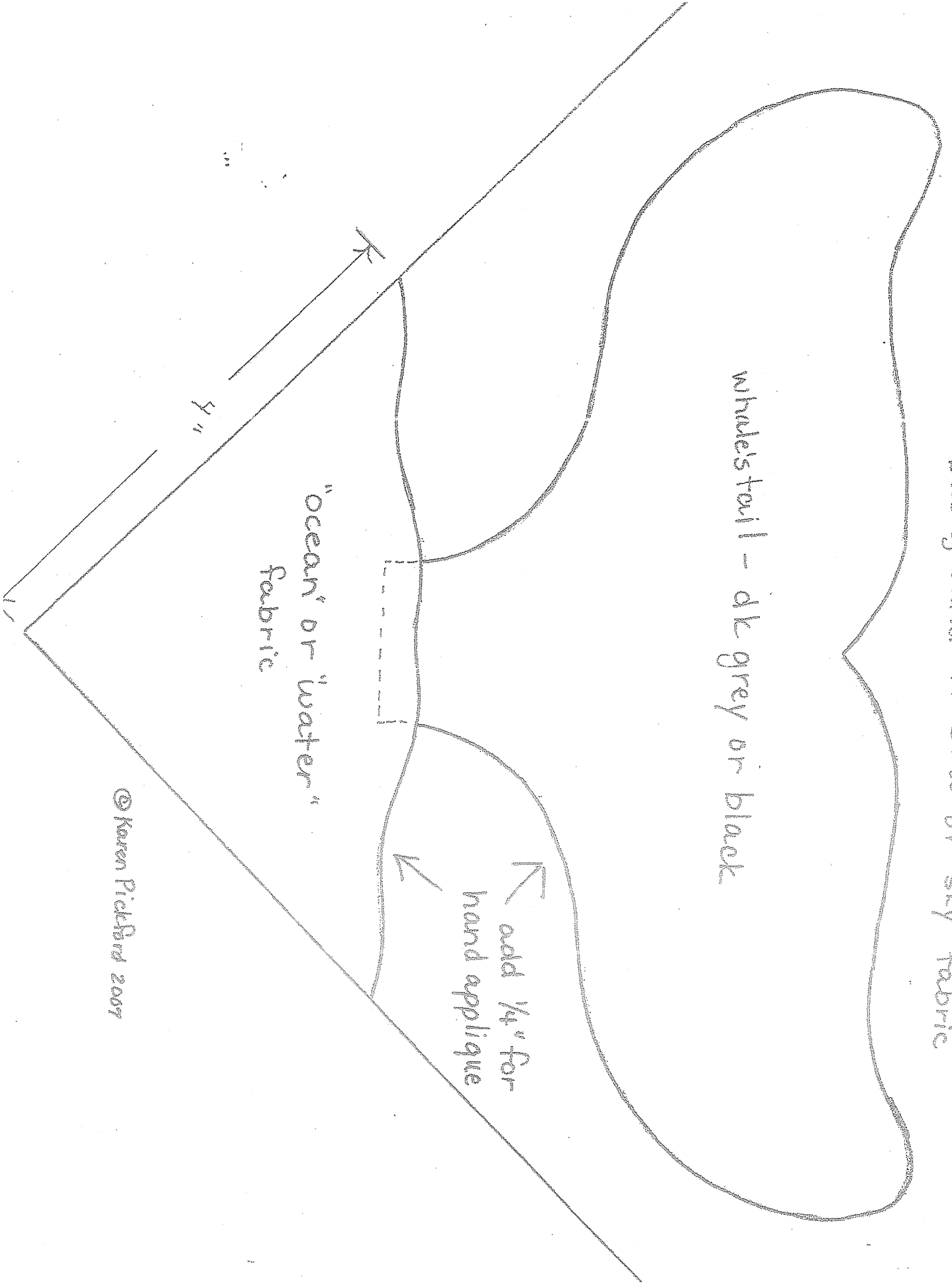
whale's tail - dk grey or black

"ocean" or "water"
fabric

add 1/4" for
hand applique

4"
K

© Karen Pickard 2007



*Newsletter for Coastal Quilters of Santa Barbara
Coastal Quilters of Santa Barbara*

www.coastalquilters.org

Guild Meetings are held on the second Thursday of each month at 7:00PM at St. Andrew's Presbyterian Church, 4575 Auhay, Santa Barbara, CA. Please carpool, parking is somewhat limited.

Coastal quilters Guild of Santa Barbara and Goleta is a nonprofit, educational and charitable organization. The purpose of the Guild is to educate its members about the history and preservation of the art form of quilt making and its related topics; to learn new techniques and improve skills; and to inform the community at large about our quilt making heritage.

Coast Lines Newsletter

This is a monthly publication. Newsletter articles will be accepted up until the 16th of February for the March issue.

Send articles to Editor:

Leslie Hogan

475 Los Verdes

Santa Barbara, CA 93111

E-mail: redduckmusic@earthlink.net

**New Members and Membership Renewals:
Mail your membership form, check or money
order payable to Coastal Quilters Guild, Inc.:
Becky Gallup
Attention: membership
P.O. Box 1594
Summerland, CA 93067**

Coastal Quilters Guild

P.O. Box 6341

Santa Barbara, CA 93160

**NON PROFIT ORG.
U.S. POSTAGE
PAID
SANTA BARBARA, CA
PERMIT No. 688**

95 44 49 00 1 80 00 00

