

Coast Lines

Newsletter for Coastal Quilters of Santa Barbara

Volume 8 August 2007

This Month:

August 9th Meeting

- » Wear name tags
- » Return Library books
- » Sign up for September refreshments

August 16th Board Meeting

at Maravilla (in the craft room)

August 17th Deadline

Newsletter articles due for September edition

August 2007 Program

Quilts and quilting are a part of all of our lives in some way—from the history of the craft (useful bed covers to keep us warm), to the development of art quilts (beautiful wall hangings to warm our souls), and ultimately to the satisfaction of creating a useful and beautiful quilt of our very own.

Several of our talented and wonderful Guild members will show you their

quilts and tell us a little about themselves and their quilting lives. You won't believe some of the beautiful quilts these members have created. Put it on your calendar now, and don't miss the August 9th meeting!

(Remember, there's no workshop in August ... take the time on Friday to work on your Challenge quilt for the September meeting, OK?)



Hooray for Holly-woood....

Challenge night is fast approaching, so be sure to save the date: September 13, 2007.

Friends and family are welcome to attend. We're "rolling out the red carpet" for this event ... **ALL GUESTS WILL GET IN FREE!**

That's right,
**NO COVER
CHARGE!**

What a great opportunity to invite your non-member quilting buddies, family and friends, and show them how special our

Guild really is... We "CHALLENGE" all of you to help boost our membership!

This is going to be a very fun evening, so let's really "glam" it up in Hollywood style... Even if you don't have a challenge quilt entered, we encourage **EVERYONE** to participate by wearing something sparkly, glitzy, ultra classy or chic!

REMINDER

The firm deadline for submission of your entry is September 1st

A blank entry form is included in this Coast Lines issue; please follow the instructions

carefully. Questions? Call Kathy Rose (964-9085), Judy Rys (964-5094)



Inside this Issue:

August Program	1
Hooray for Holly-woood...	1
President's Message	2
Who Are You Going to Call?	2
Elected Officers	2
Harvest of Colors	3
July Door Prize Winners	3
Membership Application	4
Future Programs	5
Community Quilts	5
Events Around California	6
Challenge Entry Form	7
SB Fiber Arts Guild Invite	9
Lights, Camera, Action	10
Block of the Month	11
Quilting Resources	13

President's Message

Wednesday, July 18, 2007

By the time you read this, the Zaca Fire will be history. Here in Goleta and Santa Barbara we are lucky -- this time. But our fire watch will go on and on and on until the rainy season. How prepared are we as quilters?

If you are asked to evacuate you know the obvious things to take with you -- your family, pets, important documents, precious photos, prescriptions, etc.

But, what about your quilting life? Would you pack your computerized sewing machine ... your beloved Featherweight ... your quilts... your stash? Would there be room? (Or would you put them all in first?)

Are your machines and quilts included in your insurance? Do you have photographs of your equipment, quilts ... even your stash? Are these pictures transferred to a disc so you can slip it into a bag if all must remain behind?

Hopefully, we will all remain safely in our homes. Taking a few preventive measures now requires very little time and will give you one less thing to worry about if there is an emergency.

- Karin Cooper



Who Are You Going to Call? "Ghostbusters!"

The Challenge committee is desperately trying to locate the plain, white sheets used as draping on the quilt racks used for displaying the quilts at our September program. They seem to have "vanished" into thin air! No one we have asked has seen them!

If they are "haunting" YOUR house (or you have one you can donate), please bring them to the Guild meeting on August 9th. If you will NOT be attending the August meeting and need an "exorcism", please call either Kathy Rose (964-9085) or Judy Rys (964-5094)

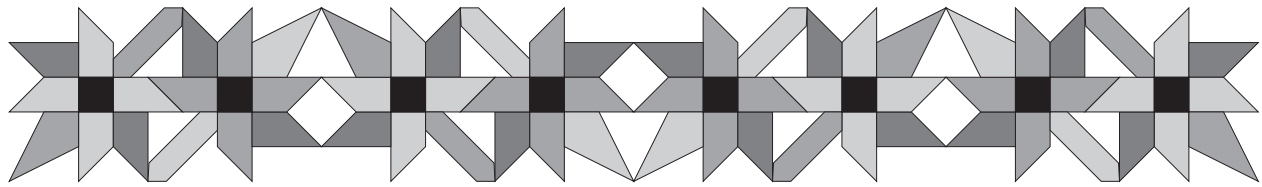
Welcome New Members!

Susanne Chess
26 W. Anapamu
Santa Barbara, CA 93101
966-2488

Elected Officers & Committee Chairs 2007-2008

President: Karin Cooper (569-7125)
VP Future Programs: Peter Glatz (682-4572)
VP Workshops: Sue Pelovsky (898-0850)
VP Current Programs: Susan Carty (964-2942)
Recording Secretary: Kathy Draine (969-3790)
Corres. Secretary: Mariel Hawel (965-6827)
Treasurer: Naomi Hicks (964-7635)
Parliamentarian: Darilyn Kisch (968-5173)
Opportunity Quilt: Jeane MacMillan (964-2060), Nedra Ireland (967-0965), Joann Conklin (967-0095)
Block of the Month: Mary Ballard (682-4572), Karen Pickford (967-9588), Kristin Otte (683-4390)
Challenge: Kathy Rose (964-9085), Judy Rys (964-5094)
Editor: Juli Shulem (964-2389)
Layout: Jean Morrison Phillips (967-8183)
Distribution: Elaine Kovar (685-2784), Mary Ringer (964-7906)
Community Quilts: Barbara Postma (964-0103), Jean Faison (569-1549)

Door Prizes: Celeste White (964-6362)
Historian: Doris Gilman (967-8339)
Librarians: Heather Georgakis (964-8390), Kathy Laabs (965-3933), Dorothy Fitch (968-2837)
Membership: Becky Gallup (684-667), Jean Faison (569-1549)
Opportunity Quilt Ticket Sales: Rochelle Schneider (964-4818)
Refreshments: Gretchen Beckert (571-1622), Diana Hamilton (692-2916), Pat Masterson (642-4769)
SCCG Rep.: Oleta Bennet (964-2114)
Satellite Groups: Liz Turner (967-0741)
Special Events: Joann Conklin (967-0095)
Webmaster: Dorothy Oksner (684-3048)
Welcome Committee: Not filled
Scholarship: Not filled



Harvest of Colors 2008

Quilt Show Board

Boutique: Evelyn Gorrindo

Database: Darilyn Kisch

Educational Workshops: Leslie Hogan & Gail Tinsley

Hanging: Naomi Hicks & Dorothy Fitch

Hospitality: Jean McCaffrey and Loose Threads

Judging: Pat Masterson

Program: Marti Frolli

Publicity: Kathie O'Neil, Ann Marie Marx

Signage: Mary Maxwell

Site Design: Kathryn Draine

Tickets: Liz Turner

Treasurer: Dorothy Oskner

Vendors: Becky Gallup

Volunteers: JoAnn Dovgin

Wearable Art: Joann Conklin

Help Still Needed!

We still need chairpersons for these committees and sub-committees:

- Acquisitions
- Exhibiting
- Secretary

See the article at left for the duties each position entails.

The first Quilt Show Board meeting took place at my home on July 28th. At this meeting, following introductions, we discussed the hallmark changes we plan to make in the 2008 Harvest of Colors. Further details to be presented in subsequent newsletters.

WE NEED HELP. There is no one to chair: **Acquisitions, Exhibiting, and Secretary.** As you all know the Quilt Show is our major fundraiser. Without a comprehensive board the successfulness of the show will be difficult. The Acquisitions chairperson is responsible for soliciting, obtaining, photographing all quilts submitted to the show and their return at the end of the show. The Exhibiting chairperson with the help of the Acquisition and Judging chairs is responsible for determining the layout of the quilts at the show by size/color/best of show. The Secretary will keep minutes of all meetings, develop forms for committee chairs and compile end of show critiques and binders.

Linda Boynton De Sepulveda
969-2817 • alshaven@aol.com

July's Lucky Door Prize Winners

- | | |
|------------------|---------------|
| » Darylin Kisch | » Laura Nanna |
| » Kathy Draine | » Loesje Kau |
| » Diana Hamilton | » Chris Allen |

Enjoy the lovely donations,

Celeste White 964-6362
Door Prize Chair
info@santamonicaquiltguild.org

A Big Thank You to Our Donors!

Linda Ballard & Co.—Let's Quilt
Craft Essentials
Creation Station
Grant House
Heartwarmers Mercantile
Sophie Ann's Quilts
Quilter's Dream Batting
Quilt Ventura
Treasure Hunt

FINAL Reminder – DUE NOW - in order to be in the directory!!

COASTAL QUILTERS GUILD 2007 – 2008 MEMBERSHIP APPLICATION

Guild membership runs from July 1, 2007 through Jun 30, 2008. To renew your guild membership, or to join the Coastal Quilters Guild, please complete this application form and include your check for \$30.00 dues. This form MUST accompany your check. Please make check payable to Coastal Quilters Guild, Inc.

You may bring your completed form and payment to any guild meeting and drop it off at the Membership Table near the entrance or mail your form and check to:

Becky Gallup, P.O. Box 1594, Summerland, CA 93067

To receive the "2007 – 2008 Membership Directory and Handbook" and "Coast Lines" monthly newsletter, your application must be received by August 1, 2007.

Renewal

New Member

Please PRINT clearly.

Name _____

Address _____

City _____ State _____ Zip _____ Birthday (Month/day) _____

Home phone _____ Work Phone (opt) _____ Cell Phone (opt) _____

E-Mail _____

Would you like to receive your newsletter by e-mail? Yes No

I would like to hear the following speakers _____

My quilting interests are: Traditional Contemporary Art Other (specify) _____

Our members are our most important resource. Please check any that apply:

- I would enjoy writing short articles for the newsletter
- I can host a guest speaker occasionally. (Please note if you have any pets or if someone in your house smokes.)
- I am willing to help at local special events.
- I would like to substitute *one time* for a Guild activity (i.e. library). Indicate area if you have a preference. _____
- I have computer skills in: Word Processing Database Graphics Other

Membership Committee Record only: Date payment received: _____ Check Cash
Amount received: _____ Check number _____

Membership: Deliver forms to Parliamentarian.

Future Programs

September Meeting

Our annual Challenge Meeting is sure to be a whopping success! Considering the theme of movies, film, cinema, moving pictures, movie stars, motion pictures, the silver screen, producers, directors, cinematography, Brad Pitt, starlets, opening night, or something closely related, surely you can find something in there to pique your creativity?? Your cinematic quilt is due September 1st ... see rules and requirements elsewhere in the newsletter.

October Meeting

Ellen Heck is one of the best-known and talented appliqué quilters on the planet. Be sure and save October 11th for her wonderful presentation, and October 12th for her fabulous workshop, Dandelion,

November Meeting

Barbara Dieges will present her original one-woman play, A Thread Runs Through It. The play looks at the life of a 19th-century quilter, her quilts, her family, and all the stories relating to her and her work. Guaranteed to be an entertaining evening for us at this Guild Meeting! Blossom Time is her most recent workshop and will be presented on the Friday following the Guild Meeting.



COMMUNITY QUILTS

Dear Quilters: I hope you had an opportunity to see all the stacks of wonderful placemats you and your fellow quilters made for Meals on Wheels these last six months. What a spectacular showing!

Now after playing around with those little somethings, we go on to a larger endeavor. We will be making bunk-sized quilts for Transition House this next fiscal year commencing now and ending with the June meeting.

Many of you have heard of Transition House by way of the community activities that have been given for their benefit. It is a community-supported, volunteer-based organization established for family transition from homelessness to self-sufficiency.

Transition House offers emergency shelter, transitional housing, and long-term permanent affordable housing for local families. Included are a variety of services toward that end.

Since these families come with little possessions, a comfortable bed with a pretty quilt to cuddle in will help them to realize that someone, and a stranger at that,

cares for their well-being. The thought is as valuable as the quilt itself.

So, we've measured the bunks and are asking you to contribute your love and skills to make a quilt of at least 60" x 78"—it's between a lap-sized quilt and a true twin-bed size--since all the rooms at Transition House are equipped with bunk beds.

There will be a need for a very few cradle-sized quilts of 28" x 42," minimum.

We've been working on putting together kits for you to sign out. If you liked the placemat kits, you'll love these. Please come by at the August meeting (and thereafter) and check them out.

We're also designing some easy-to-piece patterns for your use and/or inspiration.

As always, if there are any questions, please call or e-mail us.

Barb Postma: 964-0103 • baptep@hotmail.com
Jean Faison: 569-1548 • foxyfaison@verizon.net

Events Around California

Santa Monica Quilt Guild Quilting by the Sea 2007

Sat. August 4, 2007, 10 to 5 Sun. August 5, 2007, 10 to 4
Adult at the door \$7.00; Advance purchase \$5.00; Seniors (60+) \$6.00

Loyola Marymount University, Burns Recreation Center, Westchester, Enter via Loyola Blvd. at W. 80th St., Santa Monica, Ca.

Featured Quilter, Virginia Marshall

Information contact: Jane Urmston, (310) 395-5630

Garden of Quilts Quilt Show

Tehachapi Mountain Quilters Guild

August 18-19 (in conjunction with the Mountain Festival & Classic Car Show)

Tehachapi Recreation Center, 490 West D 20 St.

Contact: Pam Lorenz, 661-823-9156 or e-mail buzz-bomb1128@yahoo.com

Central Coast Quilt Association Joint Quilt Show

August 18-19

At the Pacific Home and Garden Center in San Luis Obispo

North Cities Quilt Guild Quilt Show

September 8 only from 9:30 AM – 3:30 PM

Admission is \$6.00, husbands are free.

George Key Ranch, 625 W. Bastanchury Rd, in Placentia.

“Quilts on the Ranch” will feature a Quilt Auction, Merchant Boutique, Demos throughout the day, and Make and Take. There will also be refreshments available. We will be drawing for our Opportunity Quilt at the show.

Quilting in the Valley Quilt Show

Sat. September 8, 2007 10 to 7

Sun. September 9, 2007 11 to 5

Admission \$7; parking \$6.

Airtel Plaza Hotel/Conference Center, 727 Valjean Avenue, Van Nuys, CA.

Over 100 Quilts on display, Merchant Mall, Classes/Doll Display, Make a Quilt for Veteran's Quilt Project, Small

Quilt Auction on Saturday @ 2:30pm, Opportunity Quilts Drawing Sunday @ 4pm

Featured Artist – Sue Rasmussen

For more information visit www.sfvqa.org

Event Cancelled

TLC Quilters had to cancel their quilt show in September 15-16, 2007 due to venue problems. Our new dates are: May 3 - 4, 2008

Desert Winds Quilt Guild Quilt Show.

September 22, Saturday only, 10 to 4.

Percy Bakker Community Center, 9333 “E” Ave., Hesperia. Admission: \$2.00 (includes husbands), children 12 and under \$1.00.

A Gathering Under the Oaks

Saturday October 13 10 AM – 5 PM and Sunday October 14 10 AM – 3 PM.

Admission is \$8.00 and parking is free. Husbands and children under 12 are free too.

California Lutheran University; 60 W. Olsen Road; Thousand Oaks, Calif. 91362.

Conejo Valley Quilters in Thousand Oaks presents their bi-annual quilt show, Saturday at 2 PM will feature a live auction. “A Gathering Under the Oaks” will also feature over 150 quilts, challenge quilts, children's treasure hunt, vendor mall, sewing machine give-away, boutique, door prizes and people's choice awards.

For more information visit our web site at Conejovalleyquilters.COM.

Nite Owls Quilt Show

Oct. 20-21

Admission: \$7 (includes both days) free parking

The Ontario Senior Center, 225 E. B St., Ontario

Quilt Auction on Sunday, Oct. 21 at 1:00

Road to California Conference & Showcase

Jan. 17-20th, 2008

Ontario, CA

More information at www.road2ca.com. Registration **now open.**

Entry No. _____
Category: _____



Lights! Camera! Action!

Coastal Quilters Guild - 2007 Members' Challenge Competition

This entry form must accompany your challenge quilt. In order to protect your quilt and to ensure anonymity, please place your quilt in a pillowcase and attach this form to the outside. Please print name and phone number on pillowcase. Quilts may be brought to the August guild meeting **OR** to Grant House Sewing Machines in Magnolia Center, 5152-A Hollister Avenue, or call Kathy Rose (W: 964-0611 or H: 964-9085), or Judy Rys (W: 805-966-5225 or C: 805-698-3128).

All entries must be submitted no later than September 1, 2007.

Your Name: _____ Phone No.: _____

Quilt Title: _____ Size: Length _____ Width _____

Techniques used:

Tell us what inspired you: Please choose your words carefully (signage will be limited to 75 words) and may influence the viewers' voting choices. The Committee will select the best category for your entry.

WAIVER

I grant the Coastal Quilters Guild, Inc. permission to display the above-mentioned quilt at the September 2007 guild meeting. This document releases Coastal Quilters Guild, Inc., Kathy Rose, Judy Rys, Grant House Sewing Machines and/or any other exhibition venues from liability for the quilt. Quilt owners assume all liability for their own quilt's loss or damage.

Please check ONE of the following:

- I grant permission for my quilt to be exhibited after the September guild meeting.
- I do not want my quilt to be exhibited after the September guild meeting.

Signed _____ Date _____



(Back of Challenge Entry Form)

Invitation from the Santa Barbara Fiber Arts Guild

We would like to invite members of the Quilter's Guild to join us at our August 4th meeting. We think this program will be of interest to members and encourage all to sign up for the workshop. We meet at the recreation room of SHIFCO 418 Santa Fe Place. This is located the third left from Meigs Road off Cliff Drive.

9:30 a.m. – coffee and refreshments

10:00 a.m. – business meeting

11:00 a.m. – Program - “Unbounded Creativity”

Our speaker for August is Sherrill Kahn, an internationally known artist, author and teacher, sharing her creative techniques with us. Her boundless enthusiasm is very contagious. She will open your eyes to whole new ways to create – while sharing many of her fiber artworks. Constantly exploring new materials and new techniques, she lives by four simple words “Have Fun” and “What If?”

Painting Pizzazz Workshop

August 4th & 5th

Half Day on Saturday (1:00 – 4:30 pm)

Full Day on Sunday (9:30 am – 4:30 pm with a lunch break)

Do bring your lunch and enjoy the outdoor patio.

\$100 (payable to SB Fiber Arts). Contact Lucilla Warren to register – luciladessign@gmail.com or call 564-2912


“Create fabrics for clothing or wall hangings or...”

About the Artist

Sherrill Kahn has been creating award-winning drawings, paintings and fiber art work for almost forty years. Her work is found in private collections throughout the world.

She loves to weave, quilt, airbrush, bead, sew, knit, crochet, draw, paint and play with rubber stamps – which she designs! Sherrill makes creative books, art-to-wear, wall hangings, unusual and innovative jewelry and dolls – and goes on to paint and decorate every surface imaginable.

Sherrill taught art for thirty years in the Los Angeles Public Schools as well as for University Extension programs. Since retiring from the public schools, Sherrill now teaches across the country and all over the world, sharing the sheer joy of the creative process with her students. She packs her classes with as much information as possible, taking “what if” to new heights. In addition to her three books, she has been published in



“Create unique, playful & innovative jewelry”

magazines and books related to fiber arts and rubber-stamping: “Belle Armoire,” “Somerset Studio,” “Quilting Arts,” “Michael’s Creates,” and “Expression.” She will be bringing copies of her books and her rubber stamps for sale. For more information and on-line projects, see her website: <http://www.impressmenow.com>

More About the Workshop

Each day is very intensive with demonstrations and hands-on experiences by class members. Many of the demonstrations will be on cloth, but the painting techniques can be used on paper, wood, Fimo Clay, clothing, decorator items, etc.

The workshop will explore easy, fun filled techniques for beginning as well as advanced students. A variety of samples will be shown for inspiration. Some of the techniques include sponging, wet into wet techniques, creating textured surfaces, rubber stamping, printmaking, stenciling, and using alternative tools (you’ll learn to create new tools out of ordinary objects) to create art pieces.

Each student will leave class with a variety of painted pieces to use in their own creative projects. A materials list will be provided to those who sign up.

To register for the workshop contact:

Lucilla Warren - 546-2912 or lucilladesign@gmail.com



“Embellish existing garments”

Lights! Camera! Action!

Great Movie Quotes Quiz

Can you name the films in which the following famous quotes appeared? **EXTRA POINTS** if you can correctly give the year in which the film debuted.

Answers will be revealed at the August 9th Guild meeting.

1. STEL-LA!
2. The Force is strong with this one!
3. I’ll get you, my pretty, and your little dog, too!
4. We won’t bite you--till we know you better.
5. All right, Mr. DeMille, I’m ready for my closeup.
6. Good evening, Clarice.
7. In case I forget to tell you later, I had a really good time tonight.
8. Off the record, on the QT, and very Hush-Hush



September Block of the Month: OCEAN WAVES

6.5" unfinished, 6" finished, paper-pieced pattern

The beach and ocean are major elements in the identity of Santa Barbara. This wave pattern is a variation of the traditional "Snails Trail."

Fabric

To make this pattern work, choose two contrasting fabrics to create the wave action. Use a blue, aqua, blue-green fabric for the ocean wave, and a white, off-white, or beige for the background fabric.

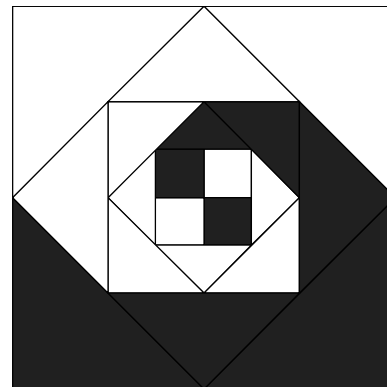
Precut pieces for the Ocean Wave

1. For **large** triangles (pieces 14, 15, 16, 17):
 - » Cut 1 4" square each of dark and light fabrics
 - » Cut into half square triangles.
2. For **big** triangles (pieces 10, 11, 12, 13):
 - » Cut 1 3" square each of dark and light fabrics
 - » Cut into half square triangles.
3. For **medium** triangles (pieces 6, 7, 8, 9):
 - » Cut 1 dark square 2.25"
 - » Cut into half square triangles.
 - » Cut 1 light square 2.75"
 - » Cut into quarter square triangles.
4. For **small** triangles, pieces 2, 3, 4, 5
 - » Use leftover dark half square 2.25" triangle from above.
 - » Use leftover light quarter square 2.75" from above.
 - » Cut 1 light square 1.75"
 - » Cut into half square triangles.

Paper Piecing

- » Trace the pattern onto tracing paper. Add the shaded areas to indicate the dark fabric.
- » Start the wave pattern with the four-patch that you made, lining up the values.
- » Add the pre-cut pieces according to the pattern. Trim and press as you go along.
- » When complete, carefully remove the pattern paper. Make an extra one or more for your own Santa Barbara sampler.

Questions? Call Kristin Otte at 683-439



Around the Block... News from Block of the Month

Didn't all the dolphin blocks look beautiful at the meeting? Lucky Diana Iler won the 34 blocks and can put together a wonderfully colorful quilt. Carol Hart made nine blocks and had lots of fun with them partially submerging some of her dolphins in the water. I hope everyone got the chance to take a close look.

This month's block is an ocean wave. Remember if you have any questions about the instructions, be sure to give me, Kristin or Karen a call and we will be happy to help you.

The October block will be another simple appliqué and honors a long time Goleta tradition.

Mary Ballard
co-chair BOM Committee

Construction

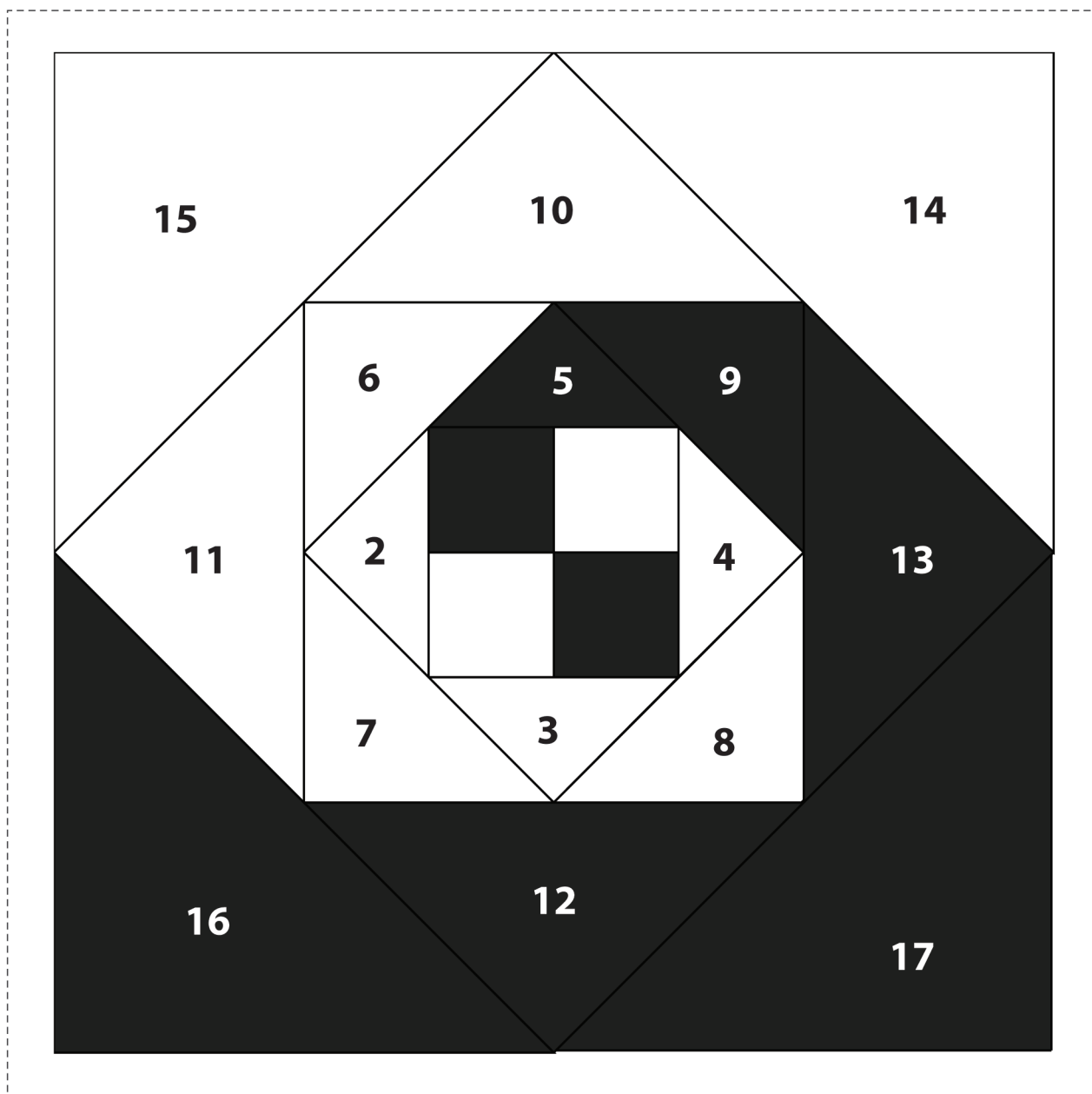
Sometimes with paper foundation piecing, it is necessary to make a pieced section and include it as a patch in the pattern. The wave pattern begins at its center with a 4-patch that cannot be paper pieced. Begin by constructing this section and then add the foundation pieces in order.

- » Make a small four patch by cutting a strip of the two fabrics, 1.25" x 2.5".
- » Sew the two strips together along the 2.5" side. Press the seam to the darker fabric.
- » Cut the strip set into two 1.25" sections.

» Switch the orientation of the colors so that the 4-patch is formed. Marry the seams; sew the two sections together. Open and rotate the center seam allowance and press.

» Place this piece in the center of the wave pattern, positioning the dark fabric over the corresponding pattern pieces.

» If you are making more than one wave block, you can make all the centers at the same time by cutting longer strips. Each little square is 3/4", so allow 2.5" sections per block.



Quilting Resources

Baron's Fabrics

Discount to Members

379 Carmen Road
Camarillo, CA 93010
www.baronsewfab.com
805.482.9848

Treasure Hunt

Discount to Members

379 Carmen Road
Carpinteria, CA 93013
www.carpinteriaquilts.com
805.684.3360

Craft Essentials

Discount to Members

187 South Turnpike
Santa Barbara, CA 93111
805.6813115

Creative Memories

Discount to Members & Classes Offered

Professional assistance by Juli Shulem.
Create albums to show off your quilts, etc.
using photo-safe albums and supplies

www.mycmsite.com/sites/jshulem
805.964.2389

Grant House Sewing Machines

Discount to Members & Classes Offered

5152-A Hollister Avenue
(Magnolia Shopping Center)
Santa Barbara, CA 93111
www.carpinteriaquilts.com
805.967.3680

Linda Karppinen

Quilt Appraisals
qalinkarp1@aol.com
805.563.2063

Nancy King

Santa Barbara Custom Quilting
www.sbcustomquilting.com
805.687.2063

Quilt Ventura

Stash Card & Classes Offered

4572 Telephone Road
Ventura, CA 93003
www.quiltventura.com
805.658.9800

Santa Barbara Quilting Retreats

Cathe Hedrick
P.O. Box 91429
Santa Barbara, CA 93190-1429
Santa Barbara, CA 93003
www.santabarbaraquiltingretreats.com
805.899.3947

Antique Quilt Dating Guide

By Style, written by Kimberly Wulfert

Just published!
www.antiquequilt datingguides.com
805.649.1821

If you are a member of the Coastal Quilters Guild and have products or services relating to quilts, you can be listed in this section of our newsletter. Your listing is free, and special attention will be paid to members offering discounts, "stash" cards, classes or sale events. Please send your information to Juli Shulem, Newsletter Editor, 713 Cathedral Pointe Lane, Santa Barbara, CA 93111 or email jshulem@aol.com.

Coastal Quilters of Santa Barbara, Inc

<http://www.coastalquilters.org>

Coastal Quilters Guild of Santa Barbara and Goleta is a nonprofit, educational and charitable organization. The purpose of the Guild is to educate its members about the history and perservation of the art form of quilting and its related topics; to learn new techniques and improve skills; and to inform the community at large about our quilt making heritage.

Guild Meetings are held on the second Thursday of each month at 7:00 p.m. at:

St. Andrew's Presbyterian Church
4575 Auhay
Santa Barbara, CA

Coast Lines Newsletter

This is a monthly publication. Newsletter articles will be accepted up until the 20th of July for the August issue.

Send articles to the editor:

Juli Shulem

713 Cathedral Pointe Lane
Santa Barbara, CA 93111

jshulem@aol.com

New Members and Membership Renewals

DUE NOW!!! Mail your membership form (included in this newsletter) and a check or money order payable to Coastal Quilters Guild to:

Becky Gallup

Attention: Membership
P.O. Box 1594
Summerland, CA 93067

This Month's Meeting

August 9th, 2007
7:00 p.m.

Next Month's Meeting

September 13th, 2007
7:00 p.m.

Please carpool, parking is somewhat limited.

NON PROFIT ORG.
U.S. POSTAGE
PAID
SANTA BARBARA, CA
PERMIT No. 688

Coastal Quilters of Santa Barbara, Inc
P.O. Box 6341
Santa Barbara, CA 93160