



# Coast Lines

## Newsletter for Coastal Quilters of Santa Barbara

Volume 26, Number 1, June 2014

### This Month:

#### June 12th Meeting

- » Wear name tags
- » Return library books
- » Bring mailing labels and cash for door prizes
- » Refreshments will not be provided. Feel free to bring your own if desired.

#### June 19th Board Meeting.

Meeting begins at 6:30 p.m. in Maravilla's Galleria room.

#### June 21st Deadline

Newsletter articles due for July edition.  
(send to Mary Ballard - [m.ballard0103@gmail.com](mailto:m.ballard0103@gmail.com))

## Quilt College – June 12 Meeting Program

### Creative Color Blocks with Ranell Hansen

Always looking for a new way to create original designs for your quilts? Unleash your creativity with sharpie markers. Ranell Hansen plans to demonstrate a technique to create beautiful one of a kind watercolor floral quilt blocks. Unlimited possibilities. Great fun.

### Top Ten Cool Tools with Darilyn Kisch



Bar codes have been on packaged food and retail items for years. Now these QR (Quick Response) scan boxes are taking data accessibility and information capability to the next level.

But what do they have to do with quilting? Come to the June meeting and find the answer to this question and learn about nine other of my favorite "cool tools" for quilting.

### Fabulous Floral 3-D Rose with Helmina Schenck

Manipulating fabric to create floral designs has long been a part of our quilting heritage. Many older quilts, particularly the Baltimore Album-style quilts, show some very interesting dimensional work. Today's quiltmakers can study those quilts to learn the techniques used, and this demonstration highlights how to make a realistic looking 3-dimensional fabric rose with petals, buds and leaves.



### Inside This Issue:

June Program: Quilt College	1
Library News	1
From the President's Desk	2
Time to Renew Your Membership	2
Elected Officers	2
Future Programs	3
Member Birthdays	3
Community Quilts	2
May Raffle Winners	2
Fibervision New Views Show	3
The Longest Day	3
Harvest of Colors Quilt Show	3
Calling for Collectors	4
Quilts to be Judged	4
Events Around California	5
Out of State Events	5
Call for Quilt Entries	5
Block of the Month	6
Quilting Resources	7

## Library News: Minimal and More!

During this past Guild-year, we've added 17 books to our library! Among the books donated, three came from authors (including our own Norah McMeeking) and three from members (thank you!), and one was "found." In addition, we've purchased ten books, five on the jelly-roll and/or scrappy approach to quilting, and five on the "modern."

Recent program presenter Bobbi Findley donated *Tile Quilt Revival* which, like her workshop, describes a contemporary reinterpretation of the hand-appliqued tile quilts made in America from 1850 to 1890. While the historical quilts were interesting -- even beautiful -- in the close-up, the contemporary quilts, both hand and fusible appliqued, are vastly more pleasing (to this quilter's eye, at least!) Whether you took the workshop or not, the book provides both clear instructions and a pattern-pack for producing your own version of this historical quilt form.

It's that time again: time for Christmas! – for the preparations, at least, especially if you are a quilter who decks your own and others' halls with quilted holiday happiness.

*Modern Holiday*, by Amanda Murphy, presents nine quilts and nine home decoration projects – which

include Christmas stockings, a tree skirt, a table runner and coasters, an advent calendar, three-dimensional table-top trees, and pillows. Start now! Though "modern" in color, fabric choices and design, these are not your "minimal" projects!

When I think of Gwen Marston, I think color: loud and riotous color! But not in her most recent book, *Minimal Quiltmaking*. The author traces her interest in minimalism back to her love of Amish designs, and forward through her *Liberated Quiltmaking* series. Like those books, this one offers not pattern instructions but instead her way of thinking through the minimalist design process: the use of color, line, shape, scale, and division of space, augmented by the texture of dense hand and machine quilting. The book is liberally illustrated with quilts: 44 made by the author, and another 36 made by other women who discuss their inspiration and process as well. By placing these quilts in the context of abstract and minimalist art and artists, the book inspires further exploration into the seemingly-simplistic but actually-very-challenging concept of minimalism in quilts.

— Carol Barringer – Library committee

## From the President's Desk

I have appreciated the opportunity to serve as your president for the past two years. It has been a pleasure to become better acquainted with many of you while pursuing the mission of the guild.

Thanks to the many people who have made the job of being president just one small part of keeping the guild functioning. The board: Suzy Pelovsky, Toni Percival, Shirley Morrison, Elaine Rottman, Julie Mock, Patty Six, Lou Ann Smith, Becky Gallup, Mary Maxwell and Rosana Swing.

Committee chairs and members: Una Lopez, Lynn Manchester, Irelle Beatie, Julie Cohen, Adela Laband, Bonnie Epperson, Jackie Carr, Marion Jones, Kris Muller, Cathe Hedrick, Jean McCaffrey, Carol Barringer, Elaine Kovar, Ann Marx, Sue Kadner, Naomi Hicks, Mary Ringer, Mary Ballard, Jean Phillips, Chris Allan, Dee Johnson, Bonnie Barber and Debbi Haeberle.

By making a list, I will have forgotten some individuals, but know that everyone who assists in any capacity is helping to create a better guild for us all.

The guild is presently seeking volunteers the help with the July Picnic, and the Quilt Show. See the newsletter for additional details, and sign-up at the June meeting.

— *Carol Fay*

## Special Offer from Beverly's of Santa Maria

Beverly's in Santa Maria at 1637 S. Broadway will create a special sale for a group of members (think satellite group) that wants to make a special road trip. Just call the manager, Christine Hangman, 805-925-4118, to schedule your visit. What a great way to get all those needed fabrics for your Quilt Show quilt!

## Time to Renew Your Guild Membership

It is the time of year for many things: graduations, vacations, making a quilt for the Guild's show in September; it is also time to renew your Guild Membership. The Membership Form is now available at the check in desk at monthly meetings and on our web page ([coastalquilters.org](http://coastalquilters.org)) under Our Guild / Membership. The annual rate remains \$35. We have added some options:

- If there are no changes to your Directory information, place an X on the line that states that and you will not have to re-write your data.
- The Newsletter continues to be free if it is accessed electronically. Not printing the directory covers the cost of one of our speakers each year. If there is no way for you to access it electronically or you just want to get paper in the mail, you can now pay \$15 extra per year for this choice. You can continue to get the e-blasts even if you get a paper copy.
- The Directory continues to be free if it is picked up at a meeting—either by you or a friend but we end each year with 50-75 copies that are never picked up. If you would like the Directory mailed to you after the October meeting, you can now pay \$2 for this choice.
- Currently e-blasts from the Guild are limited to announcements about Guild events and information. You can now specify that, in addition to those e-blasts, you would like to receive announcements about classes, sales and other quilting news from local and California resources.

Membership in our Guild brings many rewarding benefits. We hope to see your name on the renewal list for the 2014-2015 year.

— *Sue Kadner & Becky Gallup*

## May Raffle Winners

**Winners:** Basket #1 – Susan Katz, Basket #2 - Julie Mock, Basket #3 - Naomi Hicks

Thanks to Jibberish Designs and SB Quilting Retreats for donating the prizes.

## Coastal Quilt Guild 2013-2014 Board and Committee Chairs

### BOARD

**President:** Carol Fay

**VP Programs:** Suzy Pelovsky

**Treasurer:** Toni Percival

**Recording Secretary:** Shirley Morrison

**Corresponding Secretary:** Elaine Rottman

**Workshop Coordinator:** Julie Mock

**Speaker Liaison:** Patty Six & LouAnn Smith

**Membership:** Becky Gallup

**Parliamentarian:** Mary Maxwell

**Public Relations:** Rosanna Swing

### COMMITTEES

**2014 Challenge:** Una Lopez & Lynn Manchester

**2014 HOC Quilt Show:** Irelle Beatie

**Block of the Month:** Irelle Beatie, Julie Cohen & Adela Laband

**Community Quilts:** Bonnie Epperson, Marian Jones Patti Hunter, Linda Kriss & Kris Muller

**Door Prizes:** Cathe Hedrick & Irelle Beatie

**Library:** Carol Barringer, Elaine Kovar, & Jean McCaffrey

**Membership Assistant:** Sue Kadner

**Newsletter Distribution:** Mary Ringer & Naomi Hicks

**Newsletter Editor:** Mary Ballard

**Newsletter Layout:** Jean Phillips

**Opportunity Quilt Ticket Sales:** VACANT

**Refreshments:** VACANT

**Satellite Groups Coordinator:** Helmina Schenck

**SCCQG Representative:** VACANT

**Sunshine Chair:** Dee Johnson

**Webmaster:** Bonnie Barber

**Welcome Committee:** Dee Johnson & Debbi Haeberle

## Future Programs

### JULY

Member Potluck on July 10

### AUGUST

Program on August 14 to be determined.

### SEPTEMBER

Pat Masterson on September 11: *Creating the California Sesquicentennial Quilt*

## Community Quilts

This month we have started on the doll cradle quilts for Unity Shop. We have about 100 from last year plus about 15 made this year. We hope to have them completed by early summer so the group that paints the cradles will have time to individualize the maximum number of cradles. We have placemats coming in and we expect to deliver them to Meals on Wheels this coming month. We also plan to make a delivery to Visiting Nurses and Hospice. The community Quilt Committee truly appreciates all the time and energy each of you invest to support our projects. If you have some ideas of organizations you would like us to support please let us know.

— **Bonnie Epperson** – Community Quilts

## Fibervision Presents New Views

An all new exhibit showcasing the latest work produced by the members of Fibervision will hang at the Cabrillo Pavilion Arts Center from Wednesday, May 28 through Sunday, June 22. The artists will host a public reception on Wednesday, June 4, from 5:30-7:30 pm. You won't want to miss this opportunity to see a fresh array of truly original textile art. The sunny openness of the Pavilion, with its spectacular backdrop of the Pacific Ocean, provides a wonderful atmosphere in which to experience a vibrant display of quilts. The artists will be on hand during the reception to discuss the multitude of techniques used and the inspiration that drives their creative efforts.

The Cabrillo Pavilion Arts Center is located at 1118 East Cabrillo Boulevard in Santa Barbara. Please call 897-1983 to confirm open hours.

## The Longest Day – Alzheimer's Association

Last year, Team Quilters Forever enjoyed a day of sewing and assembling a quilt top that became a raffle quilt (quilted by Ranell Hansen), raising funds for the Alzheimer's Association to end this disease. For this year, I'm your Team Captain for Team Quilters Forever. I'd love to have former participants and new ones go to "alz.org" and register online for our team, "QUILTERS FOREVER" (Deadline for team registration is June 10, 2014, so that you can receive your T-shirt & nap sack with goodies). We're quilting at Roxanne's-Wish & a Dream (happiest place on Earth!), constructing a fantastic quilt design "Jewel Box" block and having a fun day on Sat, June 21st!

Please contact, Rosana Swing, [rsrdswing@gmail.com](mailto:rsrdswing@gmail.com) or 805-680-2670 for information. Thanks for your support!



## June Birthdays

Birthday wishes go out to the following members:

Yolanda Garcia	June 4
Susan Wuertz	June 4
Jody Begert	June 5
Linda Goena	June 7
Dee Johnson	June 8
LeAnn Speshyock	June 12
Francine Smith	June 13
Kelly Hildner	June 14
Pat Breeden	June 15
Barbara Aspen	June 16
Pamela Holst	June 16
Susan West	June 16
Susanne Ahn	June 17
Colby Kline	June 20
Kay Naumann	June 20
Kristin Otte	June 21
Judy McCartney	June 22
Lou Ann Schlichter	June 26
Suzanne Zanesco	June 28

\* *New Member*

**Coast Lines** is published monthly by:  
**Coastal Quilters of Santa Barbara, Inc.**  
P.O. Box 6341, Santa Barbara, CA 93160  
<http://www.coastalquilters.org>  
Subscriptions are free to members.

Please update your membership information when you change your address, phone, e-mail, etc. by contacting Sue Kadner at [cqg4email@cox.net](mailto:cqg4email@cox.net).

The membership directory is provided to facilitate guild business. It is issued only to Coastal Quilters Guild members for their personal convenience. Other uses must be approved by the Coastal Quilters Guild Board of Directors.

# Harvest of Colors Quilt Show

## September 20-21, 2014

**MEETING CHANGE: June meeting has been changed to Thursday, June 12th at 5:15 prior to the regular guild meeting as I have a babysitting conflict on the Saturday date.**

Since I started the COUNTDOWN to our Harvest of Colors Quilt Show in last month's newsletter, I am giving you an update! If you have been paying attention, you all know that your quilt entries must be **complete** by our AUGUST meeting on August 14th. From our June Meeting on June 12th you will have roughly 2 months or 63 days or 1512 hours! Many of you have finished your entries based on the show of hands at the May meeting and many more of you have started!

Remember this is our MEMBER'S SHOWCASE and it makes for the BEST POSSIBLE SHOW if ALL of our members are represented.

We have three general categories for quilt entries this year. Traditional, Modern and Art. These categories will be broken down further as necessary for judging. Each member may enter two quilts as well as their 2013 and 2014 challenge projects for the show. You can also participate in a group project if your satellite group is so inclined.

**REMINDER - The big change to the entry deadline. Your quilt MUST BE COMPLETED in order to be entered!** The entry form requires a 4x6 photograph of your completed quilt – it must be quilted and bound or it may not be entered.

Entry Forms and Judging Forms as well as pre-sale tickets will be available at our June meeting. In addition, please see Cathie Hedrick to sign up for some volunteer time. There are many, many jobs that need filling. Some require a larger time commitment than others BUT there is something for everyone! It is critical to the success of the show that our membership volunteer to help in some way.

Our Quilt Show is the single largest income generator of our guild and it is critical to the continuation of programs and workshops that we make this event a HUGE SUCCESS. Please do what you can to support this event. Invite friends, family and neighbors to come enjoy our show.

If you have any questions, comments or suggestions, please let me know. This is the GUILD show and we want to make it the best ever so your input is always appreciated.

Thanks for your participation!

—*Irelle Beatty – Harvest of Colors Chairperson*

## Calling for Collectors

One of the many ways you can volunteer for the upcoming quilt show is to become a "collector". Our membership covers a large geographical area – from Moorpark to Buellton – and we will need collectors in a wide variety of locals. If, after reading the Job Description you are interested in volunteering as a collector, please contact me by July 9th. This is a great way for newer members to meet others. NO EXPERIENCE REQUIRED.

## Collector Job Description

- Provides safe and secure area (no pets, no smoking) for collection and holding of 10-15 quilts

- Uses email
- Contacts members and arranges for quilts to be delivered
- Follows collector check-in procedure
- Available the following dates:
  - Aug 14 before guild meeting (5pm) for training session
  - Aug 29-Sept 10 to contact entrants and collect quilts
  - Sept 11 for judged quilt pick-up
  - Sept 19 to deliver remaining quilts to Earl Warren

Thanks! —*Darilyn Kisch (dkisch@cox.net)*

## Quilts to be Judged

We now have judging forms available to submit quilts for judging in our 'Harvest of Colors' fall quilt show. We will have judging forms at the June Guild meeting and you can also find them on our Guild web site.

We are very pleased to have Cathie Hoover as our judge this year. We feel confident we have found someone who is very professional and truly wants to help all quilters become better quilters. Cathie is a NCQC certified judge with a B.S. degree in Home Economics. She has been a quilter for 45 years and a teacher for 35.

We encourage you to submit your quilts(s) to be judged. This is a great opportunity to receive an unbiased written critique of your quilt(s). After the show you will receive a written evaluation from the judge for each quilt submitted. Generally a judge will give you several positive comments and possible suggestion(s) for improvement. Please know that your critique is completely confidential and this can be a positive experience.

Please read the judging form carefully and remember:

- forms are due by the August 14th meeting
- there is a \$10.00 fee for each quilt submitted
- you will need to have your quilt in a labeled pillowcase and your quilt label covered with a piece of cloth
- you need a 4x6 picture of your quilt attached to the form
- you will need to choose a category for your quilt. We have 5 basic categories, traditional, modern, art, new quilter, and challenge.

Definitions of these categories are on the forms. We plan to have several sub categories within these main categories. For example, traditional may be divided by commercially quilted and self quilted. This depends on the quilts that are submitted. We need to have at least 5 quilts in any one category and we hope to have not more than 15 in one category. We will do our best to make this as fair as possible for all.

Please know that in addition to a first, second or third place in each category, the judge will also be handing out ribbons for Judge's Choice, Best Use of Color, and Best of Show. The judge may also award Honorable Mentions and/or Special Recognitions to quilts she wants to acknowledge in some way.

Any questions please contact Patty Six

## Events Around California

### Fibervision Presents New Views

May 28 – June 22

**Cabrillo Pavilion Arts Center**, 1118 E. Cabrillo Blvd, Santa Barbara

Call 897-1983 to confirm open hours

### The Beach Cities Quilters Guild presents:

#### **2014 FantaSea of Quilts**

June 7 & 8th

**Soka University**, Aliso Viejo, CA

[www.beachcitiesquilters.org](http://www.beachcitiesquilters.org)

### Wine Country Quilt Show

**Presented by Moonlight Quilters of Sonoma County**

June 7-8, 2014

**Veterans Memorial Auditorium**, 1351 Maple Ave, Santa Rosa, CA 95404

[www.mqsc.org](http://www.mqsc.org)

### Winters Outdoor Quilt & Textile Art Festival

Saturday, June 21, 2014 - 10am - 4pm

Winters, California (near Sacramento)

Local Artisans & Vendors

[www.wintersoutdoorquiltshow.com](http://www.wintersoutdoorquiltshow.com)

### Seven Sisters Quilt Show

June 28-29, 2014

**Alex Madonna Expo Center**, 100 Madonna Rd, San Luis Obispo, CA 93405

[www.aqcc.org](http://www.aqcc.org)

### Big Bear Lake Quilter's Club:

#### **2nd Annual Quilt Show**

August 2nd & 3rd

**Northwoods Resort**, 40650 Village Dr, Big Bear Lake, CA

### Quilt Daze X

**Honoring S. California Quilt Guilds "Generations of Quilts"**

August 16 & 17, 10-4

**Yorba Linda Community Center**, Yorba Linda

Sponsored by Yorba Linda Historical Society and Yorba Linda Woman's Club

e-mail: [ylquiltshade@aol.com](mailto:ylquiltshade@aol.com)

### Mountain Treasures Quilt Show

**Presented by Busy Bears Quilt Guild**

Labor Day weekend: Saturday, August 30 - 10 AM - 5 PM, Sunday, August 31 - 10 AM - 4 PM

41275 Big Bear Blvd, Big Bear Lake, CA

### "It's a Zoo out there!" Quilt Show & Challenge

September 4-6, 2014

**San Diego Convention Center**, 111 W Harbor Dr, San Diego, CA 92101

[www.sandiegoquiltshow.com](http://www.sandiegoquiltshow.com)

### Napa Valley Quilt Guild Presents:

#### **In a Quilted Garden**

September 27 & 28, 2014, Sat 10-5 & Sun 10-4

**Napa Valley Expo** – Chardonnay Hall, 575 Third St, Napa CA

[www.napavalleyquilters.org](http://www.napavalleyquilters.org)

### Out of State "Mini Vacation" Events Quilters Hall of Fame: Celebration 2014

July 17th-19th, Marion, Indiana

Celebrating 10 years of Quilter's Hall of Fame

2014 Inductee: Ruth B McDowell. Workshops, lectures, exhibits, vendor mall, auctions

<http://quiltershalloffame.net/>

### Call for Quilt Entries International Quilt Festival

Would you like your quilt or quilts considered for exhibit at International Quilt Festival in Houston, Chicago, and at our new Quilt! Knit! Stitch!™ in Portland, Oregon? Maybe you didn't know that many of the thousands of amazing quilts and textiles we display every year come from our various calls for exhibit entries and our contests. And we're always looking for more amazing quilts. . .maybe yours!

We would like to encourage you and members of your guild to consider entering your work for possible inclusion in one (or many) of our upcoming exhibits.

You can find our most current list of calls for entry at

<http://www.quilts.com/home/contests/index.php>,

We hope to see your work at one of our shows! Thank you!

**Becky Navarro, Special Exhibits Department**

Quilts, Inc.

7660 Woodway Dr., Suite 550, Houston, TX 77063

Tel. 713.781.6864 ext. 129 • Fax 713.781.8182

[spexhibits4@quilts.com](mailto:spexhibits4@quilts.com) • [www.quilts.com](http://www.quilts.com)

We're Quilts!™

# CRISS-CROSS TRIANGLES

July 2014 | Block of the Month

Coastal Quilters Guild



## FABRICS & CUTTING

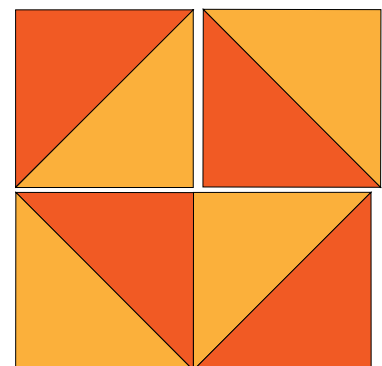
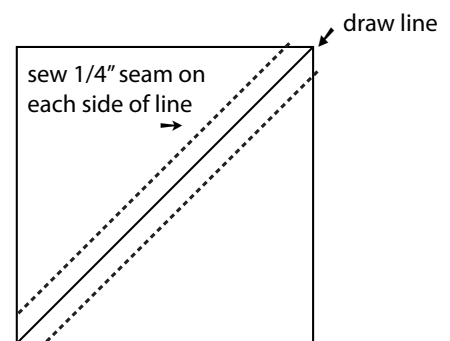
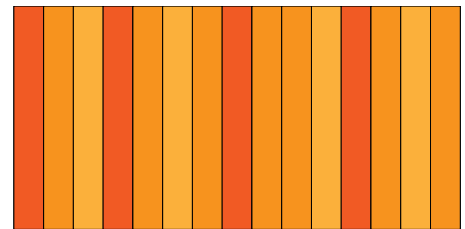
A-Theme fabric: Floral or geometric print (not a solid). Cut two 7" x 7" squares.

B-Accent fabrics: Variety of scraps in one colorway, drawn from the theme fabric. Cut 14 strips at 1-1/2" x 7-1/2" or up to 20 strips in widths varying from 1" to 2" for greater interest.

## CONSTRUCTION

Use 1/4" seam allowances.

1. Sew the "B" accent strips together along the 7-1/2" edges to create a rectangle at least 14-1/2" x 7-1/2". Press the seam allowances to one side.
2. Cut two squares 7" x 7" from the striped fabric rectangle created in Step 1.
3. Draw a diagonal line from corner to corner on the wrong sides of the two "A" theme fabric squares.
4. With right sides together, pair an "A" square to a "B" square with "A" on top. If using a striped "A" fabric, make sure the stripes on both squares are going in the same direction. Sew 1/4" away from each side of the diagonal line.
5. Cut each unit on the diagonal line to yield two half-square triangle units. Open and gently press the seam toward the "A" fabric.
6. Keeping the diagonal line in the center, use a ruler to square up the unit to 6-1/2" x 6-1/2". **Be sure the diagonal seam still goes through the two corners.**
7. Arrange the four units to form the block pattern and sew in pairs as shown. Press toward "A." Join the pairs together to form the Four-Patch block. Press. Be sure block measures 12-1/2" x 12-1/2".



Based on a design by Amanda Sasikirana.

---

## Quilting Resources

---

### Art & Jenny 's Sewing Machine Center

*Authorized Janome Dealer - Service of most brands. Sewing supplies only, no fabric for sale*

2124 E. Thompson Blvd.  
Ventura, CA 93001-2725  
805.643.8536

---

### Beverly's Fabric

1637 S. Broadway, Santa Maria

M-F 9am - 7:30pm, Sat. 9am - 7:30pm, Sun.  
10am - 6pm  
805- 925-4118

---

### The Creation Station

#### Fabric & Quilt Shop

*Classes, Retreats and Online Shopping*

Dawn and Patrick Farrier, owners  
Large selection of cotton solids/prints and flannels.

Authorized Janome dealer.

252 East Hwy 246, Unit A  
Buellton, CA 93427  
[www.thecreationstation.com](http://www.thecreationstation.com)  
805.693.0174

---

### Marty Frolli: White Daisy Quilts

Edge to edge machine quilting service.  
Many pantograph designs available.

[mafrolli@cox.net](mailto:mafrolli@cox.net)

805 968-4781

---

### Ranell Hansen

#### Around The Block Quilting Studio

*Custom Machine Quilting  
Quilting and Sewing Classes*

[LLENAR.NESNAH@gmail.com](mailto:LLENAR.NESNAH@gmail.com)  
805.684.7042

---

### Cathe Hedrick

#### Santa Barbara Quilting Retreats

P.O. Box 91429  
Santa Barbara, CA 93190-1429  
[www.santabarbaraquiltingretreats.com](http://www.santabarbaraquiltingretreats.com)  
805.899.3947

---

### Grant House Sewing Machine

*New Hours: Tuesday - Friday 10-5:30  
Saturday: 10-1*

336 E. Cota St., Suite B,  
Santa Barbara  
[www.granthousesewingmachines.com](http://www.granthousesewingmachines.com)  
[ghsewingmachines@gmail.com](mailto:ghsewingmachines@gmail.com)  
805.962.0929

---

### Susan Italo

#### Wild Onion Studio

*quilting since 2004*

Custom designs as well as pantograph,  
all-over longarm quilting. Please visit my  
website for helpful information and photos  
of quilting examples.

Reasonable prices, prompt finishing

[www.wildonionstudio.com](http://www.wildonionstudio.com)  
[Susan@wildonionstudio.com](mailto:Susan@wildonionstudio.com)  
805.746.0186

---

### Nancy King

#### Santa Barbara Custom Quilting

Many designs to finish your quilts beautifully. Large quilts, small quilts, get them done! Prompt turnaround.

[www.sbcustomquilting.com](http://www.sbcustomquilting.com)  
805.252.3811 (cell)  
805.687.2063 (studio)

---

### Quilt Ventura

*Stash Card & Classes*

4572 Telephone, Ste. 908  
Ventura, CA 93003  
[www.quiltventura.com](http://www.quiltventura.com)  
805.658.9800

---

### Judy Rys designs

*Hand Dyed Fabric, Silk Scarves, Photo Note  
Cards, Fiber Art Postcards*

Shop: [www.etsy.com/shop/JudyRysdesigns](http://www.etsy.com/shop/JudyRysdesigns)  
Blog: [www.judyrys.blogspot.com](http://www.judyrys.blogspot.com)  
805-698-3128

---

### Roxanne's A Wish and A Dream

*A whimsical store filled with everything for  
quilting, knitting, needlework and gifts. Not  
only will you find fabrics, books, yarns and  
classes, you will have experience in artful  
living.*

919 Maple Ave.  
Carpinteria, CA 93013  
[Roxannequilts.com](http://Roxannequilts.com)  
805.566.1250

---

*Coastal Quilters Guild, Inc*  
P.O. Box 6341  
Santa Barbara, CA 93160

**CHANGE SERVICE REQUESTED**

*Coastal Quilters Guild Inc*  
<http://www.coastalquilters.org>

Coastal Quilters Guild of Santa Barbara and Goleta is a non-profit, educational and charitable organization. The purpose of the guild is to educate its members about the history and preservation of the art form of quilting and its related topics; to learn new techniques and improve skills; and to inform the community at large about our quilt making heritage.

**Coast Lines Newsletter**

*This is a monthly publication. Send articles to the editor: Mary Ballard, m.ballard0103@gmail.com or PO Box 2135, Santa Barbara, CA 93120.*

Guild meetings are held on the second  
Thursday of each month at:

**St. Andrew's Presbyterian Church**  
4575 Ahay, Santa Barbara, CA

**This Month's Meeting**

June 12, 2014 7 p.m.

(Doors open at 6:30 p.m.)

**Next Month's Meeting**

July 19, 2014 7 p.m.

**Please carpool, parking is somewhat limited.**