

COAST LINES

NEWSLETTER FOR COASTAL QUILTERS OF SANTA BARBARA

Volume 26, Number 7, December 2014

This Month: December 11th Meeting

- » Wear name tags
- » Bring
 - » Potluck contribution
 - » White Elephant wrapped gift
 - » Project materials
 - » Holiday Show & Tell
 - » BOM
- » Turn in completed community quilts
- » Return library books

No
Board Meeting
in December



**THURSDAY
Dec. 18
Newsletter
Deadline**

Newsletter articles
due for
January edition.

Send to *Mary Ballard*
m.ballard0103@gmail.com

December Meeting Program



POTLUCK BEGINS AT 6PM with number drawing by tables. We are rotating last name assignments with each potluck. Water will be provided. Suggested dishes, last name beginning with:

A-F Salads, Veggies, Hors D'Oeuvres
G-L Main Dishes **M-Z** Desserts



SHOW & TELL: Show your latest accomplishment and/or bring any holiday item you have made to share with us.

ENTERTAINMENT: Instead of a video we are pleased to announce that four members of "**THE CHRISTMAS REVELS: An Irish Celebration of the Winter Solstice**" will be here to entertain us for thirty minutes after Show and Tell. They would like to enjoy seeing what we share

After the **REVELS** have preformed we will have the White Elephant activity while cleaning up.

WHITE ELEPHANT: For a fun activity, bring something you couldn't part with so far such as a puzzle, fondue pot, piece of jewelry, plant, a pretty dish, a picture, something a grandchild might like, a quilting gadget, etc. Wrap it and place it on the stage when you arrive. Should have a value of at least \$3. Bring an extra one if you like for someone who forgot. At the end, you might get to chose something still on the stage. We want everyone to have fun.

Business part of meeting/ taking a break: Sign up for Workshops


Last will be the **SURPRISE CRAFT PROJECT.** Bring enough to share if someone forgets if you like. Bring an 8 1/2 by 11" piece of holiday or other fabric, white glue, paper scissors and optional a 8" piece of ribbon 1/4" or 1/2" wide to match a color in you fabric.

Come and Enjoy! Happy Holidays!

Elections for 2015-2016 Guild Officers

Be thinking about your role in the Guild in the days approaching the holidays. In the New Year I will be coming to you to recruit you for the 2015-2016 Guild Board. Our Guild only runs as well as the people who are willing to put in the time and creativity to make good things happen. If you are interested in being nominated for one of our positions, email me at mmax3@cox.net. More about this in the New Year!

– *Mary Maxwell, Parliamentarian*



From the President's Desk

This holiday season brings back memories for us all. I am wishing each of you a happy and peaceful holiday time this year and a look back to your happy memories.

I also hope you will make it a point to attend the Christmas guild meeting this year. A wonderful program has been planned and I am sure the potluck will be delicious.

Elsewhere in this newsletter you will find a number of special reports. First, I ask you to look at the article on the financial position of the guild. It is very clearly written, with full explanations.

The second is an article written on the results of a board brainstorming session on how to potentially raise the \$5,000 we need for the budget next year to maintain the speaker quality level.

I want to especially thank the volunteers who work behind the scenes to keep our guild running so smoothly. I also want to encourage more guild members to volunteer. The more people who help out, the smaller the individual tasks become.

—*Bonnie Epperson, President*

2015 Quilt Challenge "A Few Favorite Things"

The year end is fast approaching and now is a good time to plan for your challenge quilt, "A Few Favorite Things." Your quilt must not exceed 36" x 36" and you must have a heart quilted in your creation. Perhaps an article of clothing or a favorite animal of your choice will challenge you in your creation of "A Few Favorite Things." We hope so.

Happy Holidays,

—*Debbi Haeberle & Darilyn Kisch, Co-Chairwomen*

ab-strakt-ed Returns to Sisters Show

Lou Ann Smith, Debra Blake, Patty Six & Maren Johnston are the four quilters who make up the group ab-strakt-ed. We met in a guild satellite group about 4 years ago. We realized we had similar tastes and aspirations and decided to form our own group focused on creating and eventually exhibiting our original abstract art.

Cathe Hedrick of Santa Barbara Quilting Retreats generously offered to sponsor us as a special exhibit in the 2012 Sisters Outdoor Quilt Show. To make our exhibit more cohesive, we dyed fabric together and gathered regularly for critique sessions. We continue to meet often to review our progress and offer support and encouragement.

The reception we've received at Sisters has instilled confidence and encouraged us to enter our work in other shows. Most recently, we had a special exhibit of 13 quilts in PIQF 2014. We would also like to congratulate Lou Ann Smith on having one of her quilts accepted into Quilt National 2015!!!

We will be presenting our 4th exhibit titled Reach Beyond in Sisters, Oregon next summer and are particularly excited to be participating in their 40th anniversary show. It promises to be extra special. Sisters, Oregon next summer and are particularly excited to be participating in their 40th anniversary show. It promises to be extra special.

Request for Completed Workshop Quilt

For those who attended the workshop "Circle of Illusion" with Andi Perejda in February, 2010, I have a request. If you finished your quilt, the instructor would like to borrow it as a sample to show a current class. Please contact me for more information.

Thank You,

—*Bonnie Epperson, President*

Coastal Quilt Guild 2014-2015 Board and Committee Chairs

BOARD

President: Bonnie Epperson

Vice President, Programs: Bonnie Barber, Julie Mock

Treasurer: Toni Percival

Recording Secretary: Shirley Morrison

Corresponding Secretary: Carol Fay

Workshop Coordinators: Suzy Pelovsky, Barbara MacCallum, Edalee Keehn

Speaker Liaisons: Patti Hunter, Mary Ringer

Membership: Sue Kadner

Parliamentarian: Mary Maxwell

Public Relations: Rosana Swing

COMMITTEES

2014 Quilt Show: Irelle Beatie

2015 Challenge: Debbi Haeberle, Darilyn Kisch

Block of the Month: Bee Saunders, Elaine Rottman

Community Quilts: Marian Jones

Door Prizes: Jean McCaffrey and Barb Postma

Library: Pam Holst, Kathy Piasecki, Michele Garbarino

Membership Assistant: Becky Gallup

Newsletter Distribution: Naomi Hicks, Mary Ringer

Newsletter Editor: Mary Ballard

Newsletter Layout: Paige Moore

Opportunity Ticket Sale: **VACANT**

Opportunity Quilt: **VACANT**

Refreshments: Sherran Cressall

Satellite Group Coordinator: Helmina Schenk

Sunshine: Dee Johnson

Webmaster: Bonnie Barber

Welcome: Dee Johnson, Debbi Haeberle

SCCQG Representative: **VACANT**

Future Programs



Jennifer Rapacki
January 8

"Creativity Unleashed: Modern Technology for Quilters"

Just what can you do with Modern Technology in quilt making? In this lecture, Jennifer shares her experiences and designs using Adobe Photoshop Elements and Electric Quilt along with inkjet printing on fabric. Features of both tools are shown during the presentation along with many samples of the quilts made using modern technology. The lecture is a Powerpoint presentation / trunk show format.



Workshop January 9 "Modern Tools Sampler"

Using Photoshop Elements, you will learn how to transform and edit photos or fabric scans into a custom background or an art quilt, and how to prepare photos for printing. Topics include but are not limited to: scanning photos, copyright issues, fabric & printer choices, plus info on using print-on-demand services like Spoonflower.com. Practice samples will be provided.

You will also learn your way around Electric Quilt. Topics include, but are not limited to: How to use the sketchbook and libraries, Scan and import your own fabrics, Set blocks into quilt layouts, Add Borders, Color blocks, Print quilt and fabric yardage, Print block patterns, etc.

Workshop participants will need a laptop computer, power cord, mouse and mouse pad.

NOTE: It is **VERY** important that you install your free trial version of Photoshop Elements before class. Don't open it until class though, as you will only have 30 days on your free trial. Read the supply list (available on the web site) for more info.

Jennifer will install **EQ7** for you on your PC computer during class time. If you have a Mac with Windows installed, you may be able to run the free PC version on your laptop. Otherwise, you might have to share a PC with a partner. There is a Mac version of EQ7 but there is no trial version.

www.jenniferrapacki.com


Wendy Mathson
February 12

"Storm at Sea: From Traditional to Contemporary, an Ocean of Design Possibilities"

Design explorations using the traditional "Storm at Sea" block, based on my book, "A New Light on Storm at Sea Quilts". Why do those straight seams give the feeling of curves? How can a 100-year-old block pattern work with current fabrics and color combinations for a fresh new look? You'll be amazed at how this versatile block can produce such a wide variety of unique quilt designs.



Workshop February 13 "Storm at Sea / TRIMplate Piecing"



My TRIMplate rulers are not templates. They are unique tools that allow you to trim after you sew for greater accuracy. All fabric pieces start as squares or rectangles, so they are easily and quickly cut from strips. This method uses no templates, no paper or foundation piecing, and there is no bias on the outer edge of the blocks. Students choose one of 3 variations to make. (See samples above.) All patterns are supplied - students are not required to purchase TRIMplate tools, books or kits. Skill levels from confident beginner (can rotary cut with confidence and sew a quarter-inch seam) to advanced. www.quiltsbywendy.com

Carol Boyce
March 12

"One Block Wonder Deconstructed"

Trunk Show of Quilts
and Wearables



A Note from Your Treasurer

The Guild's Board of Directors has received some inquiries recently about the state of the Guild finances, so I have been directed by the Board to present some information to the whole membership regarding the decline in our resources in the December and January newsletters, including Income and Expense Reports for the 2013-2014 fiscal year, and for the First Quarter of the 2014-2015 fiscal year. You will find the two Income and Expense Reports in the on-line newsletter. In addition, we will hold a meeting on January 8, 2015, from 5:30 to 6:30 pm, before the regular Guild meeting to discuss in more depth any questions members may have about our finances. Everyone is welcome to attend this meeting, which will be held in the back room off the kitchen.

I am stating the obvious, I think, to say that our financial resources depend on two factors—the amount of money we receive, and the amount of money we spend. The decline in our balance over the last 4 years has been due to a combination of these two factors—a decrease in our income, and an increase in our expenses. This month, I will briefly address in broad terms the decrease in our income. Next month, I will address the increase in expenses.

Since 2010, our income has declined in several ways. First of all, our total membership has declined from approximately 280 to approximately 230. This represents a decrease of approximately \$1500 in income even with the increases in membership dues. Besides a decline in revenues, a reduction in membership also affects the number of volunteers available to serve on various committees, make Community and Opportunity Quilts, and run the Harvest of Colors Quilt Show.

Membership dues, however, cannot be expected to cover all of our expenses and, particularly, to provide the programs, workshops, and other opportunities we want from our Guild. Even the State of California, in its guidelines for non-profit mutual benefit organizations like ours, expects that we will need to have fundraisers. However, we haven't had an Opportunity Quilt Drawing for the last two years, and our last auction was in 2011. In the past, Opportunity Quilt Drawings have raised between \$2200-\$3600 gross, so this has meant a significant loss in those years, requiring that we draw on our cash reserves to balance the budget. In the 2013-14 fiscal year, the only special fundraisers the Guild held were the Yard Sale at the Goleta Valley Community Center and the Library Book Sale, both in August, 2013. These raised \$1399 less expenses, compared to the usual auction held bi-annually which raised \$7161 less expenses in 2011-12. The Quilt Show gives us a net income of \$6,000 to \$8,000, but a large portion of that must remain available for deposits and other expenses for the next Quilt Show that happen before we receive any income from that show. At present, our cash reserves, in the form of two CD's, total \$13,002.

In next month's newsletter I will address our expenses. In the meantime, remember that I am always available to answer questions or provide you with copies of the reports I give to the Board each month. For those who don't relate to reports full of numbers, please don't hesitate to call me (967-5331) or email me at tperciva@westmont.edu. Also, remember you are always welcome to attend our board meetings on the third Thursday each month (except December) at 6:30 pm at Maravilla in the Valencia Room. This is your Guild, so we need your input and ideas and your support to guide our decision-making.

—Toni Percival, Treasurer

Brainstorming Ideas for Raising \$5000 to Balance the Budget

Over the last year under Carol Fay's leadership, the Board has closely examined our budget and taken every opportunity to reduce costs. Yet we are \$5000 short of balancing our budget for the next year.

One of the reasons for the shortfall is truly surprising: According to a survey by Quilting in America Quilt Survey 2014, the number of quilters in the United States has declined by 23% in the last 4 years! For more interesting results see www.quilts.com/announcements/y2014/QIA_summary.pdf. Our own membership over the same period has declined as well, by 24%, so our membership decline tracks very closely to the national average. But with fewer members, not only is our income from dues reduced, but also we have fewer volunteers to help with the many activities that keep the Guild functioning. Last month, we "brainstormed" ideas for raising the money to balance our budget without reducing our guest speaker programs, offering any idea that might help, without response, comment or discussion about its feasibility. Brainstorming enhances the creative problem-solving process and offers a wealth of possibilities. Perhaps your creative process has been stimulated to produce more ideas – if so, let's hear them! In fact, you will notice that a few ideas have been added since the last Board meeting.

Most of the ideas generated involve fund-raising events. Others require policy changes at the Board level, while still others are more easily accomplished. Efforts that target the public have a larger fund-raising potential than those that mainly target our own membership, but no idea for a source of added income will be turned away. One excellent idea is to make a thermometer to track progress toward our goal.

Among the ideas generated last month, the most easily implemented are the following: Pass the hat at membership meetings; have tip bowls in the refreshment and membership areas, and sell unwanted items on Craig's List, donating the proceeds to the Guild.

Some of the other ideas require volunteers along with some research and organization. These include: display our Opportunity Quilts at more events, try to increase our membership, perhaps by encouraging more men to become quilters and join the guild (a special beginners' class for men? A men's satellite group?), and create a cookbook and/or a book of quilting tips to sell. Ways of generating funds that require action by the Board include: raising dues, raising workshop fees at least enough to cover their costs, and inviting the local Modern Quilt Guild to participate in a joint membership program, which would bring new members to both organizations.

Events require the most volunteers, planning and organization, and the investment of funds and time. They also have the potential to bring in the most money toward our goal. They range from tried-and-true to new ideas for raising our visibility in Santa Barbara. Some of these ideas not only tap into funding streams from the public, but also potentially increase our membership by reaching out to quilters who are not members and by creating interest in quilting – let that quilting bug bite! Let's reverse that national trend here in Santa Barbara!

These ideas are, in a general way, organized according to their complexity:

Cont. on page 7

Events Around California

Big Quilts in Small Sizes: Children's Historical Bedcovers

September 13, 2014 - January 4, 2015

LA County Museum of Art
5905 Wilshire Blvd, Los Angeles, CA 90036
(323) 857-6000
www.lacma.org

Road to California Quilter's Conference

January 22-25, 2015

Ontario Convention Center
2000 E Convention Center Way
Ontario, California
<http://www.road2ca.com>

From Sea to Shining Sea What America Means

PAJARO VALLEY QUILT ASSOCIATION

February 21-22, 2015

Santa Cruz County Fairgrounds
2601 E Lake Ave, Watsonville, CA 95076
Saturday 10am-5:30pm, Sunday, 10am-4pm
www.pvqa.org

South Bay Quilters Annual Quilt Show

February 28 - March 1, 2015

Torrance Cultural Arts Center
3330 Civic Center Dr, Torrance, CA 90503
www.southbayquiltersguild.org

"Home Is Where The Quilt Is"

GLENDALE QUILT SHOW

March 13 & 14, 2015

Pasadena Convention Center
300 E. Green St., Pasadena
<http://www.glendalequiltguild.org/quilt-show.html>

ROAD TRIPS...

Grab your quilting buddies and plan a fun weekend!

Viva Las Vegas

"RAINBOWS OVER THE DESERT"

March 20, 21 & 22, 2015.

Henderson Convention Center,
200 South Water Street, Henderson, NV 89015.
www.dqnv.org

Paducah, Kentucky

AQS Quilt Week

April 22-25, 2015

<http://www.paducah.travel/quilting/aqs-quilt-show/>

Community Quilts

During November, the Community Quilts Committee delivered 35 quilts, 25 Christmas stockings, and 185 doll cradle quilts including the mattresses, pillows and pillowcases that matched the quilts. Nineteen quilts went to Visiting Nurse & Hospice Care, which is the hospice program that provides medical support. Of these quilts, three were red, white and blue, and we learned that VNHC has a special program for veterans in which a quilt is presented during a "pinning" ceremony. In less than 10 days, all three of these quilts had been presented to veterans. If you were at the November meeting, you heard a bit about that; in January, there will be an article about the larger Visiting Nurse and Hospice Care agency. Ten quilts went to Hospice of Santa Barbara. This is the non-medical model of hospice which provides emotional support not only for the client but also for their family and for any member of the public who is grieving the loss of a loved one. They serve all ages, from very young children to the elderly. In February, the newsletter will carry an in-depth article about their agency devoted to helping with the grieving process.

Nine children's quilts went to CALM, including a quilt that we selected especially for a 6-month-old baby in the Pediatric ICU at Cottage. That quilt was delivered to the baby's family the following day. Later on in 2015, there will be another article in the newsletter detailing the work of this agency and the part our quilts play in that work.

Each of these agencies serves thousands of clients per year; we deliver so few quilts in comparison to this vast need. However, each client has an agency social worker who gets to know each client very well. When quilts are delivered, the social workers make the choices, matching quilts – color, theme, and size – to the clients who need them most. Cries of "Ooooh! This quilt would be perfect for ... (client)!" are common following our deliveries. Thus the quilts are distributed very quickly to where they will do the most good.

In addition to our quilt deliveries, Transition House had requested 25 Christmas stockings before Thanksgiving, and we met that deadline handily – thanks mostly to Marian Jones sewing non-stop for more than two weeks.

And we delivered 185 cradle quilts with bedding to Steve Scheftic, who teaches woodworking at the Wake Center and is the "CEO" of the retired GM/Delco engineers who make the cradles and thousands of other toys as well. All of these toys, including the doll cradles with our doll quilts and bedding, go to Unity Shoppe, where, I'm told, little girls spend long periods of time studying the cradles and quilts before making their selection. The retirees who make these toys and Unity Shoppe will be the subject of yet another article in 2015.

By the end of our Guild-year in June, we should all be much better educated about what happens to the quilts made by our members and donated to the Community Quilts. We offer a huge "Thank You" to everyone who contributed the quilts which are making such a difference in these clients' and veterans' lives.

-Carol Barringer, Community Quilts

Please update your membership information when you change your address, phone, e-mail, etc.
by contacting Sue Kadner at cqg4email@cox.net.

ON THE FENCE

January 2015 | Block of the Month
Coastal Quilters Guild

This block is a twist on a traditional Rail Fence.
Rotate every other block 90 degrees for a striking
setting (Based on a design by Weeks Ringle and Bill Kerr)

FABRICS & CUTTING

Kona white - provided
A single solid color of your choice

White fabric:

Cut 6 strips 3/4" x 13"

Solid color fabric:

Cut 2 strips 3-1/4" x 13"


Cut 5 strips 1-1/2" x 13"



CONSTRUCTION

Use 1/4" seam allowances.

1. With right sides together, sew a 3/4" x 13" white strip to the bottom of each 1-1/2" x 13" solid color strip.
2. Sew the remaining 3/4" x 13" white strip to the bottom of a 3-1/4" x 13" solid color strip.
3. Press all the seams **open**.
4. Lay the strips out as shown in the diagram.
5. With right sides together, sew the units together.
6. Add the remaining 3-1/4" x 13" solid color strip to the bottom of the block.
7. Press the seams open.
8. Trim the block to 12-1/2" x 12-1/2", *trimming equally from the top and bottom.*



The membership directory is provided to facilitate guild business. It is issued only to Coastal Quilters Guild members for their personal convenience. Other uses must be approved by the Coastal Quilters Guild Board of Directors.

Coast Lines is published monthly by:
Coastal Quilters of Santa Barbara, Inc.

P.O. Box 6341, Santa Barbara, CA 93160

<http://www.coastalquilters.org> Subscriptions are free to members.

Quilting Resources

Art & Jenny's Sewing Machine Center

Authorized Janome Dealer - Service
of most brands. Sewing supplies only,
no fabric for sale

2124 E. Thompson Blvd.
Ventura, CA 93001-2725
805.643.8536

The Creation Station

Fabric & Quilt Shop

Classes, Retreats and Online Shopping
Dawn and Patrick Farrier, owners
Large selection of cotton solids/prints
and flannels.

Authorized Janome dealer.
252 East Hwy 246, Unit A
Buellton, CA 93427
www.thecreationstation.com
805.693.0174

Marty Frolli: White Daisy Quilts

Edge to edge machine quilting service.
Many pantograph designs available.
mafrolli@cox.net 805 968-4781

Ranell Hansen

Around The Block Quilting Studio

Custom Machine Quilting
Quilting and Sewing Classes
LLENAR.NESNAH@gmail.com
805.684.7042

Cathe Hedrick

Santa Barbara Quilting Retreats

P.O. Box 91429
Santa Barbara, CA 93190-1429
www.santabarbaraquiltingretreats.com
805.899.3947

Grant House Sewing Machine

New Hours: Tuesday - Friday 10-5:30

Saturday: 10-1

336 E. Cota St., Suite B,
Santa Barbara

www.granthousesewingmachines.com
ghsewingmachines@gmail.com
805.962.0929

Nancy King

Santa Barbara Custom Quilting

Many designs to finish your quilts
beautifully. Large quilts, small quilts,
get them done! Prompt turnaround.
www.sbcustomquilting.com
(cell) 805.252.3811 (studio) 805.687.2063

Quilt Ventura

Stash Card & Classes
4572 Telephone, Ste. 908
Ventura, CA 93003
www.quiltventura.com
805.658.9800

Judy Rys designs

Hand Dyed Fabric, Silk Scarves, Photo Note
Cards, Fiber Art Postcards
Shop: www.etsy.com/shop/JudyRysdesigns
Blog: www.judyrys.blogspot.com
805-698-3128

Roxanne's A Wish and A Dream

A whimsical store filled with everything for
quilting, knitting, needlework and gifts.
Not only will you find fabrics, books, yarns
and classes, you will have experience in
artful living.
919 Maple Ave., Carpinteria, CA 93013
Roxannequilts.com
805.566.1250

Brainstorming, cont. from page 4

- Fabric and/or book sale
- Sell tables at a swap event
- Open Sew day(s) (must have enough participants to cover costs)
- Auction donated items and services by Guild members (services might be "One day of private quilting lessons" or "Help cleaning and organizing your studio" or other services not related to quilting)
- Ask members to make one quilt to donate to the Guild for sale
- Hold a boutique sale of quilts and other items for Guild benefit
- Social luncheon at Maravilla (Offer raffle/quilts for sale)
- Women's/Mothers/Daughters lunch/tea (Offer raffle/quilts for sale)
- Wine, cheese, fruit, music, dancing (Offer raffle/quilts for sale)
- Beach BBQ (Offer raffle/quilts for sale)
- Outdoor summer movies (Offer raffle/quilts for sale)
- Fashion Show and luncheon (Offer raffle/quilts for sale)
- Evening of Country Music with band, dancing, karaoke (Offer raffle/quilts for sale)
- Catered evening dinner and dance (Offer raffle/quilts for sale)
- "Quilts in the Garden" Tour: gardens with quilts hanging (for show and/or sale)
- Studio Tour: visit (admire!) members' studios (in addition to tour ticket price, quilter would offer their quilts and other items for sale with a percentage going to the Guild)
- Las Vegas Night: rent equipment, hang quilts for sale

It was certainly a lively and creative brainstorming session! And we did well refraining from comments, pro or con. Now it is your turn, the guild. Do you see anything that you would like to do or help us accomplish? Can you think of others projects that inspire you so that you would like to do or help us accomplish. Please let me know.

— Bonnie Epperson, President

December Birthdays

Birthday wishes go out to the
following members:

Nancy Miller	Dec 02
Judy Messick	Dec 03
Susan Carty	Dec 06
Edalee Keehn	Dec 10
Lupe Dwyer	Dec 10
Donna Merrill*	Dec 11
Ulla Sigurdson	Dec 12
Lucy St. Omer	Dec 17
Lori Call	Dec 18
Diana Iler	Dec 21
Ranell Hansen	Dec 23
Carol Boyce	Dec 23
Cathe Hedrick	Dec 25
Mariel Hawel	Dec 25
Barbara Ervin	Dec 26
Dundie Schulte	Dec 27

* New members

Coastal Quilters Guild, Inc
Income and Expenses
July 1, 2013 - June 30, 2014

	Total
Income	
Amazon.com Associate	382.30
Door Prize Income	1,864.00
Donations	125.00
Library Income (Book Sales)	604.00
Membership Dues	8,813.00
Mailing Directories	<u>2.00</u>
Total Membership Dues	\$8,815.00
Newsletter Mailing	65.00
Operations Misc	120.00
Quilt Show Income	
Entrance Fees	200.00
Vendor Fees	<u>4,490.00</u>
Total Quilt Show Income	\$4,690.00
Special Events Income	209.09
Transportation Income	
(to Quilt shows)	3,332.50
Workshops Income	5,615.67
Yard Sale	
Guild Sales	451.00
Vendor Space & Tables	<u>344.31</u>
Total Yard Sale	<u>\$795.31</u>
Total Income	\$26,617.87

Expenses	
General meeting expenses	
Copies	27.00
Fabric and Supplies	1,272.35
Misc Expense	27.35
Refreshments	200.84
Room Set Up/Take Down	1,200.00
Transportation	<u>2,969.29</u>
Total General meeting expenses	\$5,696.83
Newsletter Expense	
Copies	227.97
Labels	10.25
Postage	<u>88.78</u>
Total Newsletter Expense	\$327.00
Operating Expense	
Admin License & Fees	45.00
Bank Fees	7.00
Early withdrawal fee on CD	8.58
Insurance	670.00
Member Services (Directory)	488.31

Expenses cont.	
Postage	183.80
Rent	1,200.00
SCCQG	50.00
Storage	4,275.00
Taxes	85.00
WebSite	<u>289.63</u>
Total Operating Expense	\$7,302.32
Programs	0.00
Lecture Fee	2,975.00
Lodging/Travel	4,315.60
Meals	440.69
Venue Expense	1,320.00
Workshop Fee	<u>4,621.00</u>
Total Programs	\$13,672.29
Quilt Show	
Acquisition/Collection	111.35
Display (Pipe & Drape)	300.00
Facility Charges Showground	3,226.00
Featured Artist	150.00
Judging Exp (GVCC & Other)	171.81
Miscellaneous	10.00
Publicity	885.90
Raffle	49.00
Tickets	<u>16.42</u>
Total Quilt Show	\$4,920.48
Special Events Expense	209.09
Yard Sale Expense	<u>296.00</u>
Total Expenses	<u>\$32,424.01</u>
Net Operating Income	-\$5,806.14

Coastal Quilters Guild, Inc

Income and Expenses

July - September, 2014

Checkbook Balance June 30, 2014 \$4,181.59

	Total
Income	
Amazon.com Associate	115.04
Community Quilts--Restricted	500.00
Door Prize Income	180.00
Membership Dues	4,154.00
Mailing Directories	18.00
Mailing Newsletter	<u>105.00</u>
Total Membership Dues	\$4,277.00
Quilt Show Income	0.00
Boutique Income (100%)	8,134.01
Entrance Fees	13,567.00
Friday Dinner/Lunch	543.00
Judging Fees	940.00
Raffle	1,866.00
Vendor Fees	<u>5,230.00</u>
* Total Quilt Show Income	\$30,280.01
Special Events Income	0.00
Opportunity Quilt Income	<u>119.00</u>
Total Special Events Income	\$119.00
Workshops Income	960.00
Total Income	\$36,431.05

Expenses	
Committee Expenses	0.00
Challenge	101.39
Community Quilts	244.98
Restricted acct.	<u>309.02</u>
Total Community Quilts	\$554.00
Library	<u>15.83</u>
Total Committee Expenses	\$671.22
General meeting expenses	0.00
Misc Expense	270.66
Refreshments	68.11
Room Set Up/Take Down	<u>300.00</u>
Total General meeting expenses	\$638.77
Newsletter Expense	0.00
Copies	28.35
Postage	<u>117.60</u>
Total Newsletter Expense	\$145.95
Operating Expense	0.00
Admin License & Bank Fees	45.00

Expenses cont.	
Insurance	20.00
Office Supplies	16.33
Postage	9.80
Rent	600.00
Storage	785.00
WebSite & Computer Exp	<u>41.44</u>
Total Operating Expense	\$1,517.57
Programs	0.00
Lecture Fee	100.00
Workshop Fee	<u>100.00</u>
Total Programs	\$200.00
Quilt Show	0.00
Display (Pipe & Drape)	7,430.60
Education Booth	15.38
Facility Charges Showground	3,176.00
Featured Artist	90.00
Hanging	83.07
Hospitality-Vendors/Volunteers	1,143.06
Judge Expenses	458.90
Judging Exp (GVCC & Other)	14.58
Program Printing	1,248.48
Publicity	1,704.01
Signage	<u>197.29</u>
* Total Quilt Show	<u>\$15,561.37</u>
Total Expenses	\$18,734.88

Net Operating Income **\$17,696.17**

Checkbook Balance Sept 30, 2014 \$30,363.85

Other Income	
Interest Income from CD's	<u>40.35</u>
Total Other Income	<u>\$40.35</u>
Net Other Income	\$40.35

Net Income **\$17,736.52**

**Please note that these are not the final numbers for the Quilt Show. A separate report on the show will be in January's newsletter.*