

COAST LINES

NEWSLETTER FOR COASTAL QUILTERS OF SANTA BARBARA

Volume 27, Number 4, October 2015

October Meeting Program

This Month:

October 8th
Meeting 7:00 pm
(doors open at 6:30 pm)

- » Wear name tag!
- » Bring
 - » *Show & Tell*
 - » *BOM*
 - » \$ for door prizes
(& address labels)
- » Treasure table
- » Turn in completed community quilts
- » Return library books



Refreshments

Halloween theme
Suggested volunteers
Sept. & Oct. birthdays



Board Meeting
October 15th

Newsletter Deadline

SATURDAY
October 17th

Newsletter articles due
for November edition

Send to: *Coastlines Editor*
cqgeditor@gmail.com

October 8th
Cathy Miller


"The Singing Quilter" *"Sing A Song of Quilting"*



Cathy Miller has been a guitar player, singer, and songwriter for over thirty years, performing at folk festivals, clubs and concerts. In the early 1990's, she was hired to write music for a play about quilting. She did a lot of research about quilting at that time, and she took her first quilting class. She was hooked, and joined the popular quilting movement. Since then, Cathy has written many songs about quilts and quilters, and she has collected stories about quilters and their quilts from all over the world. She has recorded a number of CDs of such songs. Along with her husband, John, she performs internationally, and they join us for our October meeting. Her presentations are an inspirational journey, blending songs and quilts. The lecture is a combination of songs, stories and trunk show. We have 5 CDs of songs about quilting and will present a selection of nine or ten of these, along with introductory stories, and a showing of some of Cathy's quilts between songs. She now also teaches quilting. Visit her website - singingquilter.com - to see examples of her varied work. Examples of her work and her students' work will give wonderful ideas for her workshop.

Workshop October 9th

Mock Mola Applique
Raw Edge Machine
Reverse Applique



Cathy will be teaching her machine stitching method of producing mola, through raw edge reverse appliqué. It is a great way to use "holy" fabric, that you can't bear to cut up, and wonderful for trying new design ideas. Students will learn this technique by working on a small individual project using two layers of fabric, plus batting and backing. With Cathy's help, each student will design their own piece. Machine quilting will attach all the layers together, then the top layer is cut to reveal the design. The pieces will be mostly completed at the end of the class.

Refreshments



Let's celebrate and have fun with Halloween! Please bring finger food with Halloween in mind. Some ideas, pigs in the blanket, rice crispies treats or anything scary, orange, or black, but as usual any snack is wonderful, have fun!

Thanks, Marian Jones

From the President's Desk

I am hoping the weather will be cooler for our October meeting. I want to thank all of the members who have braved the heat for the last two months to be at our meetings: that shows true dedication.

I am looking forward to our next, free, veterans sew-day in October. We are getting close to our goal. I hope to see you there.

I want to thank the volunteers who came forward to plan our Road to California Quilt Show bus trip in January. I hope you will put it on your calendars and join us for a very fun-filled day.

I am delighted to report that we have achieved our goal of raising \$5,000 between our donations and our Opportunity Quilt. Reaching this goal insures we will not need to ask you to help on other fundraisers this year. Congratulations and thank you for supporting our guild.

See you soon,

Bonnie Epperson, President

Library

We would like to thank guild members for their recent book donations to the quilt library. The books have been catalogued and are now in the crates.

A Quilting Frame in a box has also been donated and will be for sale along with the Books For Sale.

Thanks, Michelle

Quilt Show News

Our 2016 Quilt Show will be the 10th Harvest of Colors Quilt Show. We will be celebrating the tenth show as well as the beautiful community we live in.

Our special exhibit this year will be a Santa Barbara exhibit featuring the Santa Barbara quilt that is currently hanging in Lois Capp's office. I am also trying to get information on the quilt that was made for and donated to the Natural History Museum. If anyone knows the contact person at the museum for us to borrow the quilt for the show, please call me or send me an email.

We will also be featuring additional quilts made by our members both in years past and new ones created for a special Santa Barbara quilt challenge. A committee is working out the details for this challenge and more information will follow.

Volunteers

These are the committee chair vacancies pending a few more responses:

Education – Sewing

Education – Demonstrations

Signage

Quilt Take Down

Volunteer Coordinator

If any of these positions are of interest, please let me know.

If you have any questions, comments or suggestions, please let me know. This is the GUILD show and we want to make it the best ever so your input is always appreciated.

Irelle Beatie, Harvest of Colors Chairperson

805-569-3930, irellebeatie@cox.net

Coastal Quilt Guild 2015 - 2016 Board and Committee Chairs

BOARD

President: Bonnie Epperson

Vice President, Programs: Julie Mock

Treasurer: Margaret Dear

Recording Secretary: Carole Kennedy

Corresponding Secretary:
Shirley Morrison

Workshop Coordinators: Suzy Pelovsky,
Barbara MacCallum, Edalee Keehn

Speaker Liaisons: Patti Hunter, Mary Ringer

Membership: Sue Kadner

Parliamentarian: Sue Orfila

Public Relations: Rosana Swing

COMMITTEES

2016 Quilt Show: Irelle Beatie, Bonnie Epperson

2016 Challenge: Irelle Beatie, Lou Ann Smith, Bee Saunders

Block of the Month: The Blockheads
Satellite Group

Community Quilts: Carol Barringer

Door Prizes: Jean McCaffrey, Barb Postma

Library: Pam Holst, Kathy Piasecki, Michele Garbarino

Membership Assistant: Becky Gallup

Newsletter Distribution: Naomi Hicks,
Mary Ringer

Newsletter Editor: Bee Saunders

Newsletter Layout: Paige Moore

Opportunity Ticket Sale: Toni Percival,
Marilyn Martin

Opportunity Quilt: Rosana Swing

Refreshments: Marian Jones

Satellite Group Coordinator: Pauline
Heather

Sunshine & Welcome: Dee Johnson,
Barbara Runyun, Nola Ferguson,
Arla Wadell

Webmaster: Bonnie Barber

SCCQG Representative: Dee Angus

Future Programs



November 12th **Laura Wasilowski** *"I Quilt Therefore I Am"*

A colorful and humorous history of the artist's life presented with slides of her narrative quilts like "Gus Cleans His Room" and "Nude Blue Chair Reclining". The biographical section of the slide show is followed by information about the design process and techniques used in creating her quilts. A selection of tunes from the Chicago School of Fusing Bond Fire Songbook will be sung throughout the lecture by the intrepid lecturer. Along with the lecture, is a display of small art quilts and a trunk show of hand dyed fabric and threads from the Artfabrik dyers.

(www.artfabrik.com)



November 13th **Workshop** **Zen Doodle Quilts**

Explore the mesmerizing world of Zen Doodling and design an original art quilt at the same time. You'll soon discover how easy it is to doodle like a Zen master and learn how to convert that drawing into a pattern for your quilt. With an easy pattern transfer process for fused fabric, your drawing quickly becomes a fused art quilt. New fusing tips and tricks are presented to enhance your Zen doodle design. Drawing paper and a kit of colorful hand-dyed fabrics and threads are provided to give you the freedom to play.


No sewing machine needed.

\$25 Kit Fee: Includes hand out, drawing paper, and hand-dyed fabrics and threads.

December 10th

Holiday Party and Potluck

Watch this space for more details as the end of the year (far too rapidly) approaches...



Future Workshops

I'm hoping you can help me make some choices regarding the scheduling for our "Quilt College" meeting (March 2016) and perhaps future "Learn & Sew" workshops.

Is there a technique that you have heard about or have problems with that you would like additional exposure to, education about, and/or a chance to practice under the supervision of someone who knows it well? Examples are machine-finished bindings, facing-type finishes and different types of zippers used in handbags and other projects. Among us, there must be many others.

Sooooo, please e-mail me (jamcats@yahoo.com) with your wish list so I can begin making arrangements for the educational opportunities you would like to have.

Many thanks!

Julie Mock, VP Programs

Opportunity Quilt

A reminder that all members are being asked to purchase or sell 24 tickets by the December 10th meeting for our beautiful Opportunity Quilt:

Valerie's Jewel Box.

Tickets are \$1 each or 6 for \$5 and will be available at meetings. We hope to raise at least \$3,000 with this effort to support our yearly activities.

The membership directory is provided to facilitate guild business. It is issued only to Coastal Quilters Guild members for their personal convenience. Other uses must be approved by the Coastal Quilters Guild Board of Directors.

Community Quilts - New Project: CALM

We love to make quilts for babies and young children. We know how much they will enjoy the bright colors and be comforted by the warm cuddliness. We know how much they love their quilts. How much more is this so, then, when the child has been abused or neglected, and is so much more in need of comforting?

We have given quilts to CALM (Child Abuse Listening and Mediation) before, and one of the most common responses from CALM's young clients to the presentation of a quilt is surprise: "But they don't even know me!" The quilts we make for CALM are part of one of the most important messages that their therapists convey to the children: your community cares about you.

CALM's mission is to prevent, assess, and treat child abuse, providing services to more than 2,000 children every year throughout Santa Barbara County. It is a common misconception that child abuse doesn't happen in Santa Barbara because it is such a wealthy community. But it does. Child abuse transcends every boundary: it happens in families at every economic level; it happens to boys as well as girls; and to infants as well as older children, regardless of racial or ethnic origin. CALM works with elementary and preschools on prevention programs to identify children in need of services, with families, and with individual children, in order to carry out their mission.

CALM has requested 100 Christmas stockings and 100 quilts. Christmas stocking kits were distributed at the September meeting, and will be available at the October meeting as well, but must be turned in at the November meeting so that CALM has time to fill and distribute the stockings before Christmas. We will be focusing on children's quilts through the winter months; we will need quilts for boys and girls, and for older children up to age 18, as well as babies and young children.

And while we are launching a new project, let's not forget that our goal of 75 Veterans' quilts by Veterans Day has not yet been reached; we have received 59 quilts for Veterans thus far. Lots more quilts are out there in various stages of completion; let's get those quilts finished!

Our final FREE Sew for Veterans Workshop is Saturday, October 17, 9 am to 3 pm, at Visiting Nurse & Hospice Care's Community Rooms, 602 E. Montecito Street. There is plenty of parking in the VNHC parking lot; directions and other important information is on the website.

Whether at the beginning of life or at its end, the gift of comfort and the enjoyment of a quilt is a statement that we care about others in our community. It's a powerful message of healing. One man in the Hospice program broke down in tears upon being presented with a quilt, simply because it had been so long since anyone had given him anything. Like the children at CALM, this man, at the end of his life, received the healing message that we care. As our quilts go out into the world, they are powerful ambassadors to those in need.

Thank you for your ongoing generosity in providing the quilts that carry this important message.

—Carol Barringer

Road to California Quilt Show - Road Trip!

We will be heading to the Ontario Convention Center for the Road to California Quilt Show on Saturday, January 23rd 2016.

The first pick-up location will be at the Goleta Airbus headquarters, 750 Technology Drive at 7am.

The second pick-up location will be St. Andrew's Presbyterian Church, 4575 Auhay Drive at 7:15am.

The third pick-up will be at IHOP parking lot near the Union Bank, 1114 Casitas Pass Road in Carpinteria at 7:50am.

We will arrive at the show 10-10:15am. We will depart from the show at 4pm, and back home, with drop offs 6:15-6:45pm.

Cost of the road trip will be \$45 for CQG members and \$50 for non members. This price includes the charter bus, driver's tip, bus parking fee and admission ticket to the show. Cash or checks accepted for payment with checks payable to Coastal Quilters Guild. The last date to sign up and submit payment is Friday December 11th.

To sign up, please contact Margaret at margaretdear@gmail.com, phone 805-683-6340, or look for me at the CQG meetings, to sign up you and your friends too! The more the merrier, it's a big bus to fill and we need to fill all the seats to keep it a break-even trip.

Thank you!

—Paulina Heather, Margaret Dear and Rosana Swing

Challenge Reveal!

We know it's only a few months since we saw the impressive results of last year's annual guild challenge, but it's almost time to start thinking about next year's challenge! We're not giving anything away here, but make sure you come to the October meeting where all will be revealed!

—Irelle Beatie, Lou Ann Smith, and Bee Saunders

Please update your membership information when you change your address, phone, e-mail, etc. by contacting Sue Kadner at cqg4email@cox.net.

COLOR AND TEXTURE



*Santa Barbara Fiber Arts Guild and
Fibervision at the Faulkner Gallery*

40 E. Anapamu St. Santa Barbara

EVENTS AROUND CALIFORNIA

Fiber Arts Guild bi-annual exhibition

The opening is October 1st (5:00-7:00pm) as part of First Thursday, downtown Santa Barbara's monthly evening of gallery openings.

October 1 - 30, 2015

Faulkner Gallery

Santa Barbara Public Library (Central)

40 E. Anapamu Street., Santa Barbara 93101

www.facebook.com/FiberVision-106811559349/timeline

"Midnight at the Oasis", a fantastic bazaar hosted by Glendale Quilt Guilds

Marketplace of handmade pottery, jewelry, gift items, plants, etc, plus antique quilts and tops and a HUGE selection of fabric priced from \$1.00 per yard up to \$3.00 per yard for batiks.

October 10, 2015, 10am - 4pm

California Lutheran University

First Congregational Church of Glendale

2001 Canada Blvd, Glendale 91208

www.glendalequiltguild.com

Pacific International Quilt Festival XXIV - Largest Quilt Show on the West Coast

October 15 - 18, 2015

Santa Clara Convention Center

See Show website for full detailed information:

<http://www.quiltfest.com/>

Win This Quilt!

Tickets \$5.00 or 5 for \$20



Contact Isabel for information
and ticket purchase at
ifdowns@gmail.com

Raffle Benefits the Alzheimer's Association

Coast Lines is published monthly by: **Coastal Quilters of Santa Barbara, Inc.**

P.O. Box 6341, Santa Barbara, CA 93160

<http://www.coastalquilters.org> Subscriptions are free to members.

Block of the Month by:
The Blockheads, a CQG satellite group

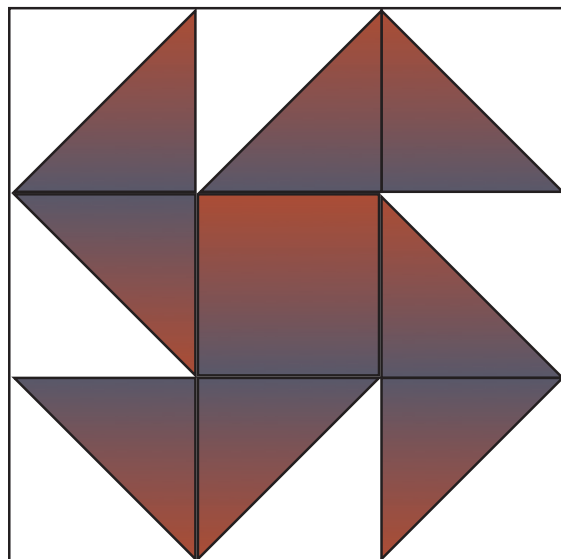
November Block of the Month: “Walking Star,” by Nancy King

This is the name I am giving this block. I was unable to find it in Barbara Brackman’s wonderful reference book, *Encyclopedia of Pieced Quilt Patterns*. I’m sure it’s there, but I just couldn’t find it.

The block is constructed using eight half-square triangles and a central square, and it consists of a focus fabric and a background fabric. Think of autumn when you pick your focus fabric and use a white, beige, ecru or cream-based fabric for your background. It doesn’t matter whether the background fabric is solid, tone-on-tone, gently mottled or lightly patterned this month: just make sure it complements your focus fabric and doesn’t overwhelm it.

You will need four 5 ½” squares of background fabric and four 5 ½” squares of focus fabric for the half-square triangles, as well as a 4 ½” square of focus fabric for the center. Align a background fabric square and a focus fabric square, right sides together. Mark a thin diagonal line on the lighter of the two fabrics and stitch a quarter-inch seam along one side of the line, then turn the block and sew a second quarter-inch seam. Cut on the diagonal line and press the block open to the darker side. Trim the two half-square blocks to 4½”. Repeat with the other three sets of squares.

Lay out the squares as shown. Sew the three vertical rows, and then sew the two outer rows to the center row, matching corners carefully. The block should finish at 12 ½” on each side.



Quilting Resources

Art & Jenny's Sewing Machine Center

Authorized Janome Dealer - Service of most brands. Sewing supplies only, no fabric for sale
2124 E. Thompson Blvd.
Ventura, CA 93001-2725
805.643.8536

The Creation Station

Fabric & Quilt Shop

Classes, Retreats and Online Shopping
Dawn and Patrick Farrier, owners
Large selection of cotton solids/prints and flannels.
Authorized Janome dealer.
252 East Hwy 246, Unit A
Buellton, CA 93427
www.thecreationstation.com
805.693.0174

Ranell Hansen

Around The Block Quilting Studio

Custom Machine Quilting
Quilting and Sewing Classes
LLENAR.NESNAH@gmail.com
805.684.7042

Cathe Hedrick

Santa Barbara Quilting Retreats

P.O. Box 91429
Santa Barbara, CA 93190-1429
www.santabarbaraquiltingretreats.com
805.899.3947

Grant House Sewing Machine

New Hours: Tuesday - Friday 10-5:30
Saturday: 10-1
336 E. Cota St., Suite B,
Santa Barbara, CA
www.granthousesewingmachines.com
ghsewingmachines@gmail.com
805.962.0929

Nancy King

Santa Barbara Custom Quilting

Many designs to finish your quilts beautifully. Large quilts, small quilts, get them done! Prompt turnaround.
www.sbcustomquilting.com
805.687.2063

Quilt Ventura

Stash Card & Classes
4572 Telephone, Ste. 908
Ventura, CA 93003
www.quiltventura.com
805.658.9800

Judy Rys designs

Hand Dyed Fabric, Silk Scarves, Photo Note Cards, Fiber Art Postcards
Shop: www.etsy.com/shop/JudyRysdesigns
Blog: www.judyrys.blogspot.com
805.698.3128

Roxanne's A Wish and A Dream

A whimsical store filled with everything for quilting, knitting, needlework and gifts. Not only will you find fabrics, books, yarns and classes, you will have experience in artful living.
919 Maple Ave., Carpinteria, CA 93013
Roxannequilts.com
805.566.1250

October Birthdays

Birthday wishes go out to the following members:

Lynette Lishman	Oct 2nd
Marilyn Kisch	Oct 7th
Patricia Shewczyk	Oct 7th
Bonnie Barber	Oct 8th
Jean M Phillips	Oct 9th
Janet Belch	Oct 14th
Christine Allen	Oct 16th
Toni Percival	Oct 19th
Arla Wardell	Oct 23rd
Sue Dixon	Oct 25th
Sandy Hess	Oct 25th
Nola Ferguson	Oct 26th
Reyna Thera Lorele	Oct 29th

* New members

Coastal Quilters Guild, Inc

P.O. Box 6341
Santa Barbara, CA 93160

CHANGE SERVICE REQUESTED

Coastal Quilters Guild Inc
<http://www.coastalquilters.org>

Coastal Quilters Guild of Santa Barbara and Goleta is a non-profit, educational and charitable organization. The purpose of the guild is to educate its members about the history and preservation of the art form of quilting and its related topics; to learn new techniques and improve skills; and to inform the community at large about our quilt making heritage.

Guild meetings are held on the second
Thursday of each month at:

St. Andrew's Presbyterian Church
4575 Auhay, Santa Barbara, CA

This Month's Meeting

October 8, 2015

Doors open at 6:30pm

Meeting at 7:00pm

Next Month's Meeting

November 12, 2015 7:00pm

This is a monthly publication. Send articles to the editor: cqgeditor@gmail.com or PO Box 2135, Santa Barbara, CA 93120.

Coast Lines Newsletter