

Fun & Fab February Speaker!




Our Speaker and workshop instructor for February is **Karla Alexander**. She is a quilt designer and author from Salem, Oregon. Her books include *Stack a Deck*, *New Cuts for New Quilts*, *Dynamic Quilts with Easy Curves* and *Shuffle and Slide*.

She has been a featured teacher at many quilt retreats, including Sisters, and has taught thousands of students to quilt using methods including her own "stack the deck" technique.

Karla also designs quilt patterns and specialty rulers. She inspires her students to discover and create their own style and creative flow. Her talk will be "Lift the Quilts Out of Your Stash" and her workshop will be about "Orderly Chaos," shown at the lower right.

You will find Karla's supply list on the Coastal Quilters Website as well as a link to her website."



Karla's workshop is described as being a very fun time! We hope you will join us.

Francine Smith

Guild Meeting:
Thursday, February 9
Workshop: Friday, February 10

Refreshments

I have had a request for fresh fruit at the last meeting, so for March and April Birthdays let's bring fruit or something made with fruit. Looking forward to seeing all in February and all the wonderful fruity desserts, thank you!

Ginny Lawliss, Refreshments




President's Letter

Love is in the air. Everywhere I look, there are hearts, flowers and expressions of love. I love this guild. It has given me a variety of friendships and new experiences.

Every workshop can open the door to new ideas that you can incorporate into your quilts. I took seven classes at Road, let's say all but one gave me new ideas that I can use in future quilts. But they were expensive lessons. All of us have the opportunity to learn from experienced quilters right in our own backyard. These teachers are all nationally known and get higher fees at quilt shows, so take advantage of this opportunity to see/hear/work with them for half of the price. Love your guild and support our programs.

Linda



Library News

Thank you to everyone who has donated their unwanted quilting books! Each month we either put them into the library crates or into the SALE crates. The money that is generated from the SALE books is added to the Guild's budget fund. Please stop by and see what's in new in the library.

Kathy, Pam & Michelle, CQG Librarians

Directors

President
VP Programs
Treasurer
Recording Secretary
Corresponding Secretary
Speaker Liaison
Workshop Coordinators

Parliamentarian
Membership
Public Relations

Standing
2018 HOC Quilt Show
Block of the Bonth

Challenge
Coastlines Distribution

Coastlines Editor
Coastlines Layout
Community Quilts
Door Prizes

Librarians

Opportunity Quilt
Opportunity Quilt Tickets
Refreshments
Satellite Group Coordinator
SCCQG Representative
Sunshine
Webmaster
Welcome

BOARD

Linda Boynton de Sepulveda
Cathe Hendrick
Margaret Dear
Carole Kennedy
Carol Barringer
Mary Maxwell
Francine Smith
Linda Bird
Shirley Morrison
Sue Orfila
Bonnie Epperson
Sue Kadner


COMMITTEES

Bonnie Epperson
Marty Frolli
Rochelle Schneider
Kika Hutchings
Ranell Hansen
Mary Ringer
Naomi Hicks
Paulina Heather
Norah McMeeking
Carol Barringer
Elizabeth Jenquin
Linda Kriss
Diane Moore

Pam Holst
Michelle Garbarino
Kathy Piasecki

Carol Fay
VACANT

Ginny Lawliss
Darilyn Kisch
Linda Boynton de Sepulveda
Dee Johnson
Bonnie Barber
Dee Johnson
Nola Ferguson



Monthly Meeting, 2nd Thursday, 7 pm
St. Andrew's Presbyterian Church
4575 Auhay, SB, CA 93110

Board Meeting, 3rd Thursday, 6:30 pm
Maravilla Craft Room,
5486 Calle Real, SB 93111

Workshops as Scheduled
Goleta Valley Community Center
5679 Hollister, Goleta, CA 93117

Coastal Quilters Guild, Inc.
PO Box 6341, SB, CA 93160
www.coastalquilters.org
cqginfo@gmail.com

Community Quilts Touch Many Lives



Applause for our year of quilts for CALM! With 15 more quilts turned in at the January meeting, our total donation to CALM for the year comes to 130 quilts for children in CALM's child abuse and neglect treatment and prevention programs.

Each of these quilts touches many lives, from the therapists who crowd around the table after a quilt delivery – ooohing and ahhhhing and choosing quilts for their particular child clients – to the child, who sometimes receives the quilt as a reward for achieving a goal or the quilt can be an incentive to achieve a goal, to the family who are so deeply grateful for this expression of love and caring from someone they don't personally know, and even beyond. Quilts, even kids' quilts that are well-used, last a long time and continue to ripple out love and comfort beyond anything we can imagine.

Our work is important, and our contribution is great. Thank you for supporting Community Quilts.

From January to June, we will focus on making Fidget Quilts for people with Alzheimer's and other forms of dementia. Thank you for welcoming Luciana Mitzkun, director of the Friendship Center, at our January meeting. She spoke movingly about the progression of the disease: she said it robs them of their memories, their ability to function in the world and to make decisions for themselves, but it does not rob them of their humanity. Inside, they are still the person they always were. Our quilts reach that person inside, offering comfort, calmness and occupation for their fingers and their minds. When the clients are engaged in the visual and tactile stimulation the quilts bring, their caregivers get a break from the stress of constant vigilance. As with the kids' quilts for CALM, every quilt we make touches many lives.

And making **Fidget Quilts** is so much fun! Anything goes! Let your creativity soar! On our website, you will find pictures of fidget quilts, a pattern and supplemental directions – but all of this is just a starting point, a suggestion. Your fidget quilt can be any size, any design and have any tactile components you choose.

At the Community Quilt table you will find an array of goodies for constructing your own “kit” of fidget-quilt makings. Come and play!

Carol Barringer, Community Quilts

FEBRUARY Birthdays



- 2 Isabel Downs
- 6 Barbara Rondon
- 7 Kathleen F. Simpson
- 7 Julie Mock
- 8 Paige Moore
- 11 Penny Valentine*
- 15 Mary Faria
- 18 Lucy Stephenson*
- 24 Betty Kelley
- 24 Liz Turner
- 26 Joan Buss
- 27 Oleta Bennett
- 29 Suzy Pelovsky

*New Member

Please update your membership information when you change your address, phone, or e-mail, etc. by contacting the Guild at cqginfo@gmail.com

NAME THAT QUILT

With the assistance of all the members who contributed fabrics and the 15 members who helped sew the blocks together, completion of our 2017 Opportunity Quilt* is very near. We anticipate that it will be on display and tickets will be distributed at the April meeting.

Before we can finish it, we need a name so we are asking members to Name That Quilt. Below is a partial picture of the quilt – the finished size will be about 75 X 90 -- so give it a good look and send your suggestions via email to cqginfo@gmail.com. Deadline for receiving names will be the March meeting.

*The original quilt was designed by Kathy Hamada and machine quilted by Teresa Silva.



Prize Winners

Elaine Kovar won 36 icy blue Thrifty blocks at the January meeting. Elaine was happy to win and already has a plan for the blocks.


Marty Frolli and Rochelle Schneider
Block of the Month Co-Chairs

January winners of the three baskets were: Penny Valentine, Joan Buss & Barbara McCallum!

Thank you to everyone for your participation,

Linda Kriss, Door Prizes

*Join the fun!
If you don't
take part, your
name won't
be here!*





Mermaid Maritime Magic!

This year's challenge is very open ended. Any size is OK up to 45 inches by 45 inches. You can create a traditional, modern or art quilt, a garment or a fabric sculpture or doll. Your creation must include a mermaid or mermaid fabric and contain at least two other objects that start with the letter M. You still have time to make that fabulous idea that is running around in your brain into a finished creative masterpiece. Challenge entries may be turned in at the March 9 meeting or dropped off at Roxanne's on Thursday, March 15, 22 or 29 between 1:00 PM and 4:00 PM. For other drop off times, please call Ranell or Kika. Paperwork will be available to fill out when you turn in your entry. This year's challenge is shaping up to be oceans of fun. Hope you'll be swept away by the tide of excitement and come on board for Mermaid Maritime Magic.

Kika Hutchings & Ranell Hansen, Challenge Co-chairs

March Speaker

In March, **Cheryl Malkowski** will join us to talk about "Following the Creative Path" and to give us a workshop in Doodle Quilting.

Please be sure to sign up early for what will be another wonderful gathering and learning experience with your fellow quilters!

Francine Smith, Workshop Coordinator



COG Elections

Board Positions for 2017-2018

I am filling leadership positions that will be voted on at the May 2017 general meeting. If you are a new guild member or a long-time member, I urge you to share your time and talents.

Open positions are:

Treasurer
Recording Secretary
Parliamentarian

Please consider volunteering for one of these positions! For new members, this is a great way to meet other guild members.

Interested? Call me at 805-770-2282, or email me at quiltnut@aol.com

Sue Orfila, Parliamentarian



Quilter's Resources

Art & Jenny's Sewing Machine Center
*Authorized Janome Dealer--Service of most brands,
Sewing supplies only, no fabric for sale.*
2124 E. Thompson Blvd. Ventura, CA 93001
805-643-8536

The Creation Station
Fabric and Quilt Shop
*Large selection of cotton solids/prints/and flannels.
Authorized Janome dealer.*
252 East Hwy. 246, Unit A, Buellton, CA 93427
www.thecreationstation.com
805-693-0174

Ranell Hansen
Around the Block Quilting Studio
Custom Machine Quilting, Quilting and Sewing Classes
LLENAR.NESNAH@gmail.com
805-684-7042

Cathe Hedrick
Santa Barbara Quilting Retreats
P.O. Box 91429
Santa Barbara, CA 93190-1429
www.santabarbaraquiltingretreats.com
805-899-3947

Grant House Sewing Machines
New Hours: Monday-Friday 10-5:30, Saturday 10-3
336 E. Cota St. Suite B, Santa Barbara, CA
www.granhousesewingmachines.com
ghsewingmachine@gmail.com
805-962-0929

Nancy King
Santa Barbara Custom Quilting
*Many designs to finish your quilts beautifully. Large
quilts, get them done! Prompt turnaround.*
www.sbcustomquilting.com
805-687-2063

Quilt Ventura
Longarm Services
Joey Strait
805-890-8851
By appointment

Roxanne's A Wish & A Dream
*A whimsical store filled with everything for quilting,
knitting, needlework, and gifts. You'll find fabrics,
books, yarns and classes, and fun!*
919 Maple Ave., Carpinteria, CA 93013
roxannequilts.com
805-566-1250

Santa Maria Sewing Superstore, Inc
127 E Main Street
Santa Maria, CA 93454
www.santamariasewing.com
805-922-1784

Norah McMeeking
20% off my 5-star class "Precision Machine Piecing"
www.craftsy.com/ext/NorahMcMeeking_168_H
Guild classes & Workshops:
norah@bellabellaquilts.com

Events of Interest Around California

Layers of Perception
Closing after February 5
Just over the hill at the Elverhoj Museum of History
and Art in Solvang, this exhibit features the work of
area art quilters, many CQG members. 11am to 4 pm,
Wednesday through Sunday.

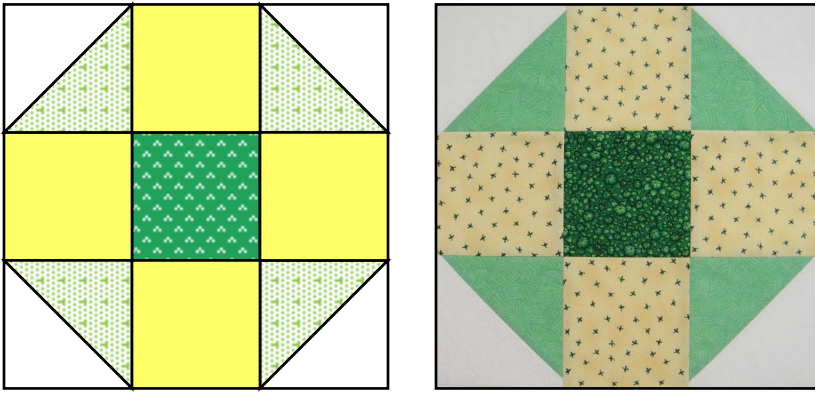
Dressing Downton
February 12 to May 7, Muzeo Museum
241 S. Anaheim Blvd, Anaheim; Tues - Sun., 10am to
5 pm. Not quilts, but Downton Abbey Fashion!
Costumes that chronicle the period of this his series.
Also showcases some jewelry. \$10 Admission

South Bay Quilters Guild Annual Quilt Show;
February 18-19 at the Torrance Cultural Arts
Center, 3330 Civic Center Drive, Torrance. Saturday
and Sunday; 10 to 4. Small Quilt Auction, Sunday,
1 pm, \$10 general and free parking.
\$1 off Coupon see the SBQG website

Quilt, Craft and Sewing Festival
February 23-25 from 10am - 5pm at the Pomona
Fairplex-- go to quiltcraftsew.com for more infor-
mation and a free admission coupon, admission
w/o coupon \$10

Shoo-Fly
12" Block

March 2017
Coastal Quilters Guild
Block of the Month



When March rolls around we think of wind, hints of Spring and St. Patrick's Day too. Use light and medium greens to stitch up an Irish block. Use shamrock prints if you have them.

Cutting

White or white on white print:

Cut two 5-1/4" squares.

Pale Yellow:

Cut four 4-1/2" squares.

Light green:

Cut two 5-1/4" squares.

Medium green:

Cut one 4-1/2" square.

Assembly

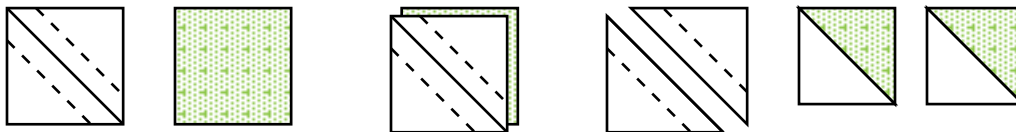
1. Draw a line corner to corner on the two white squares. This is the cutting line.

Draw a line 1/4" from the cutting line and on each side of the cutting line. These are the sewing lines.

2. Pin white squares and light green squares right sides together. Stitch on the two sewing lines.

Cut on the cutting line. Press seam to the green. Trim units to 4-1/2".

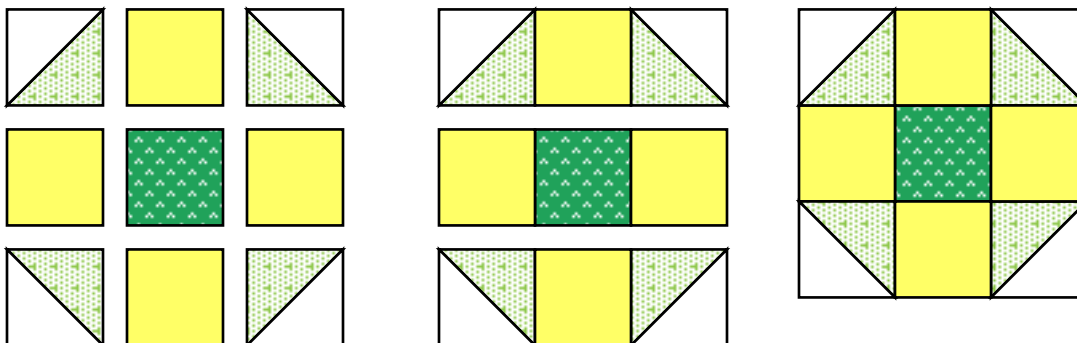
(Use Bloc Loc ruler if you have one.)




3. Arrange triangle units with squares to make the Shoo-Fly block.

Sew into rows. Press seams toward yellow squares.

Sew rows together. Block should measure 12-1/2".

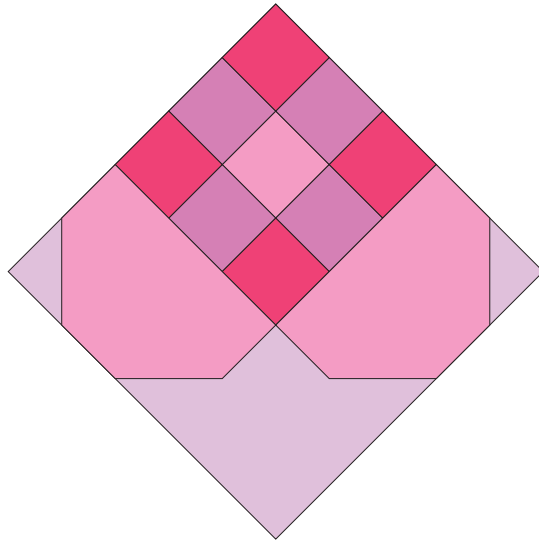


Bring your block to the March CQG meeting.
Please contact Marty Frolli with any questions.



Coastal Quilters Guild, Inc.
 P.O. Box 6341
 Santa Barbara, CA 93160

CHANGE SERVICE REQUESTED



Coastal Quilters Guild, Inc.
<http://www.coastalquilters.org>

Coastal Quilters Guild of Santa Barbara and Goleta is a non-profit, educational and charitable organization. The purpose of the guild is to educate its members about the history and preservation of the art form of quilting and its related topics; to learn new techniques and improve skills; and to inform the community at large about our quilt making heritage.

Guild Meetings are held on the

second Thursday of each month at:

St. Andrew's Presbyterian Church

4575 Auhay, Santa Barbara, CA

This month's meeting:

February 9th

Doors open at 6:30 pm

Meeting: at 7:00 pm

Next month's meeting:

March 9th

Board meeting (3rd Thursday)

February 16th