


Have some serious FUN!



Cheryl Malkowski comes to us from Roseburg, Oregon. She loves everything about quilting as long as it is done with a machine! Cheryl has written four books and has been published in several magazines. She also has her own pattern company, Cheryl Rose Creations. And if that's not enough she also designs fabrics, working mostly in Tonga Batiks!

In her workshop you will learn about quilt motifs and how they work together, as well as options for continuous line quilting for backgrounds, borders and more. You will get to practice so that the forms are imbedded in your muscle memory.



Guild Meeting:
Thursday, March 9

Workshop:
Friday, March 10

FLASH!!! New information:

Cheryl is a very flexible guest! Several of you expressed the hope that you would get a chance to stitch some of what you learned in class. In the first part of the class she will teach Doodle Quilting and in the second part you will have a chance practice what you just learned with your sewing machine. So bring your supplies (on our website) as well as your machine, and two or three 15" fabric sandwiches. There is a new adventure, a wonderful gathering and learning experience with your fellow quilters!

Francine Smith, Workshop Coordinator

President's Letter

Are quilt guilds on their way out? So much information is available on the web. There are hundreds of quilt shows with just as many classes. Don't get me started on retreats. Finally, there are so few new members being signed up and guilds are becoming smaller and smaller and some have ceased to exist.

So what does a guild offer? Companionship, comradery, never ending free library, free guest lectures from experienced professional quilters, educational (workshop) opportunities at discount prices, a chance to give back to the community. Don't forget their non-profit status, which looks great during tax season.

How does a guild survive? It survives because its members take an active role in its existence. Like any business or program there needs to be people who make it happen. These people work sometimes behind the scenes to set up the room each month, help the guest speaker, sort the books, arrange the snacks, balance the budget, etc. If you like/love this guild and what it has done for you, then volunteer with a friend to take on a job position that is open. We need every member to care. what will happen to this guild depends on all of us.


Linda

Refreshments

Here we are in March already. Since St. Paddy's Day is just around the corner, if your Birthday is in March or April please bring something with an Irish theme! Irish Brown bread & butter, Chocolate Guinness Cake, Irish Apple Cake, Shamrock Salad, Irish Barm Brack Fruit Loaf.

Look forward to seeing you all!

Ginny Lawliss, *Refreshments*



Directors

President
VP Programs
Treasurer
Recording Secretary
Corresponding Secretary
Speaker Liaison
Workshop Coordinators

Parliamentarian
Membership
Public Relations

Standing
2018 HOC Quilt Show
Block of the Bonth

Challenge
Coastlines Distribution

Coastlines Editor
Coastlines Layout
Community Quilts
Door Prizes

Librarians

Opportunity Quilt
Opportunity Quilt Tickets
Refreshments
Satellite Group Coordinator
SCCQG Representative
Sunshine
Webmaster
Welcome

BOARD


Linda Boynton de Sepulveda
Cathe Hedrick
Margaret Dear
Carole Kennedy
Carol Barringer
Mary Maxwell
Francine Smith
Linda Bird
Shirley Morrison
Sue Orfila
Bonnie Epperson
Sue Kadner

COMMITTEES

Bonnie Epperson
Marty Frolli
Rochelle Schneider
Kika Hutchings
Ranell Hansen
Mary Ringer
Naomi Hicks
Paulina Heather
Norah McMeeking
Carol Barringer
Elizabeth Jenquin
Linda Kriss
Diane Moore
Pam Holst
Michelle Garbarino
Kathy Piasecki
Carol Fay

VACANT

Ginny Lawliss
Darilyn Kisch
Linda Boynton de Sepulveda
Dee Johnson
Bonnie Barber
Dee Johnson
Nola Ferguson



Monthly Meeting, 2nd Thursday, 7 pm
St. Andrew's Presbyterian Church
4575 Auhay, SB, CA 93110

Board Meeting, 3rd Thursday, 6:30 pm
Maravilla Craft Room,
5486 Calle Real, SB 93111

Workshops as Scheduled
Goleta Valley Community Center
5679 Hollister, Goleta, CA 93117

Coastal Quilters Guild, Inc.
PO Box 6341, SB, CA 93160
www.coastalquilters.org
cqginfo@gmail.com

COG Elections

Open Board Officer Positions for 2017-2018

Thank you to those of you who volunteered for Board positions after our February General Meeting! To other members, please be thinking about your role in our guild. Our guild is so unique and filled many special people with extraordinary talents. If you would like a say in the decisions that determine how our guild is managed, I hope you will consider volunteering for the following Board positions:

Parliamentarian
Recording Secretary
Speaker Liaison Co-Chair

Open Committee Positions for 2017-2018

Coastlines Layout
Community Quilts (would be great to have co-chairs for this position)
Opportunity Quilt Tickets

Please consider volunteering for one of these positions! For new members, this is a great way to meet other guild members.

Interested? Call me at 805-770-2282, or email me at quiltnut@aol.com

Sue Orfila, Parliamentarian

Mermaid Maritime Magic!

The challenge is on! Your quilts are finished... or almost finished. Now is the time to turn them in.

Here are some options:

1. For those of you who have them done, bring your masterpieces to the quilt guild meeting on March 9. Kika and Ranell will have applications for you to fill out and attach to the pillowcase or bag in which you deliver your artwork.
2. For those of you who need just a little bit more time, you can drop off your quilt at Roxanne's Quilt Shop, 919 Maple Ave. in Carpinteria on Thursday, March 15, 22 or 29 between 1:00 PM and 4:00 PM. Your quilts can only be checked in during those specific times. Be sure to talk to Ranell.
3. If you haven't started yet, get your creative juices flowing and if you finish before April 1, you can still get in! Give us a call.

We are really excited about the wonderful Mermaid quilts you are all creating. Our April meeting will be like a gallery opening featuring your priceless art. It will be Magic! Bring a friend.

Kika Hutchings and Ranell Hansen. Challenge Co- chairs.




From Quiltcon: Katerine Jones from Tasmania MQG, Best of Show, "Bling."

Library News

Thank you to everyone who has donated. The sale of books in January and February raised \$23 for Quilt Guild. Stop by during the March meeting and see if there are any quilt books you would like to have for your own library. Prices start at 25 cents and go up to \$5 for "gift" books. If there is a quilt book in the library's crates that hasn't been checked out in 4-5 years and you would like to own it, please stop by the checkout table and let's make a deal.

Kathy, Pam and Michelle. CQG Librarians



NAME THAT QUILT

With the assistance of all the members who contributed fabrics and the 15 members who helped sew the blocks together, completion of our 2017 Opportunity Quilt* is very near. We anticipate that it will be on display and tickets will be distributed at the April meeting.

Before we can finish it, we need a name so we are asking members to Name That Quilt. Below is a partial picture of the quilt – the finished size will be about 75 X 90 -- so give it a good look and send your suggestions via email to cqginfo@gmail.com. Deadline for receiving names will be the March meeting.

*The original quilt was designed by Kathy Hamada and machine quilted by Teresa Silva.



Prize Winners

Amaryllis Bridges was happy to win 35 Antique Tile blocks done up in pinks and reds for Valentine's Day.

Marty Frolli and Rochelle Schneider
Block of the Month Co-Chairs

Winners of the February door prizes:

Basket 1 - **Adela Laband**

Basket 2 - **Liz Hensgla**

Basket 3 - **Barbara MacCallum**

Elizabeth Jenquin, Diane Moore,
and **Linda Kriss, Door Prize Committee**

Is Community Quilts for You?

I am nearing the end of my two-year term as Chair of Community Quilts. I have heard it said that “no one could replace me.” While I appreciate the sentiment and the many kind words I’ve received for my work as Chair, I want to affirm that this is true: No one can – or should – replace me.

This job is more than any one person can handle. It requires, at minimum, Co-Chairs of two people. More people mean more can be accomplished without undue burden on any one person. I did not realize the extent of the job when I took it on, and I want the next Chairs to be more fully informed, because this job has been an “undue” burden for me. I have loved the job, and I still do: I want to make that clear. But let’s talk about the burden part first, because that’s where I was least informed.

I live in a small apartment, the living room of which is my quilting studio. Every donation to Community Quilts during my tenure has passed through this one room: every new quilt and every bit of fabric has come here for sorting. It has occupied my space and frequently defied my best effort at maintaining order. Likewise, my car has been constantly loaded with quilts and materials that needed to be transported, or simply had nowhere else to be. The Guild’s storage unit, once the domain of Community Quilts, is shared with quilt show supplies and other Guild possessions that have nowhere else to go. We are restricted by management rules and lack of space from


using the storage unit effectively. Early-on in my tenure as Chair, I made the decision that the storage unit was beyond my capacity to pro-actively manage with a back disability. We’ve kept it as accessible and as orderly as possible, but it requires a thorough cleaning and decisions must be made about what fabrics are worth the space they occupy.

The joys of being Chair of Community Quilts are many and intensely satisfying. I’ve had the privilege of choosing projects I felt passionate about, and experienced the wonder of having you – our Guild members – respond with enthusiasm. I cannot thank you enough for this positive reception and for the outpouring of quilts from your hands. I have had the incredible pleasure of delivering these quilts, of receiving profuse appreciation, and of knowing the quilts flow outward from there into the arms and lives of people who need and appreciate our quilts. I have written several times about the way our quilts affect so many people and so many lives. I have been touched by the thank-you notes we’ve received, and have been able to share a few of these with you.

I have learned and grown so much, personally, while serving as Chair of Community Quilts. It is by far one of the most rewarding things I have ever done. I thank you for your generous support of Community Quilts under my leadership. I hope you will consider becoming a member of the team who will take over this job in July.

Carol Barringer, *Community Quilts*

MARCH Birthdays



2	Rosana Swing	13	Mary Maxwell
2	Barb Postma	16	Jean Meyer
3	Anne Picker*	17	Ky Easton
3	Karen Barksdale	18	Ellen Davis *
5	Alicia Bonnetette	19	Nancy Lietz
5	Paulina Heather	20	Connie Stone
5	Kris Muller	22	Diane Moore
6	Lori Brakka	23	Midge Carroll*
7	Maureen Kampen*	26	Elizabeth Jenquin
8	Joan Watts	28	Haas Beulah
8	Amaryllis Bridges	29	Kristin Ingalls
12	Barbara LaPlante		*New Member

Please update your membership information when you change your address, phone, or e-mail, etc. by contacting the Guild at cqginfo@gmail.com

Quilter's Resources

Art & Jenny's Sewing Machine Center
*Authorized Janome Dealer--Service of most brands,
Sewing supplies only, no fabric for sale.*
2124 E. Thompson Blvd. Ventura, CA 93001
805-643-8536

The Creation Station
Fabric and Quilt Shop
*Large selection of cotton solids/prints/and flannels.
Authorized Janome dealer.*
252 East Hwy. 246, Unit A, Buellton, CA 93427
www.thecreationstation.com
805-693-0174

Ranell Hansen
Around the Block Quilting Studio
Custom Machine Quilting, Quilting and Sewing Classes
LLENAR.NESNAH@gmail.com
805-684-7042

Cathe Hedrick
Santa Barbara Quilting Retreats
P.O. Box 91429
Santa Barbara, CA 93190-1429
www.santabarbaraquiltingretreats.com
805-899-3947

Grant House Sewing Machines
New Hours: Monday-Friday 10-5:30, Saturday 10-3
336 E. Cota St. Suite B, Santa Barbara, CA
www.granhousesewingmachines.com
ghsewingmachine@gmail.com
805-962-0929

Nancy King
Santa Barbara Custom Quilting
*Many designs to finish your quilts beautifully. Large
quilts, get them done! Prompt turnaround.*
www.sbcustomquilting.com
805-687-2063

Quilt Ventura
Longarm Services
Joey Strait
805-890-8851
By appointment

Roxanne's A Wish & A Dream
*A whimsical store filled with everything for quilting,
knitting, needlework, and gifts. You'll find fabrics,
books, yarns and classes, and fun!*
919 Maple Ave., Carpinteria, CA 93013
roxannequilts.com
805-566-1250

Santa Maria Sewing Superstore, Inc
127 E Main Street
Santa Maria, CA 93454
www.santamariasewing.com
805-922-1784

Norah McMeeking
20% off my 5-star class "Precision Machine Piecing"
www.craftsy.com/ext/NorahMcMeeking_168_H
Guild classes & Workshops:
norah@bellabellaquilts.com

Events of Interest Around California

Dressing Downton
February 12 to May 7, Muzeo Museum
241 S. Anaheim Blvd, Anaheim; Tues - Sun., 10am to
5 pm. Not quilts, but Downton Abbey Fashion!
Costumes that chronicle the period of this series.
Also showcases some jewelry. \$10 Admission

Quilt San Francisco
**March 24 - 25, The Event Center
at St. Mary's Cathedral**
1111 Gough Stree, San Francisco
Featured artists: Freddy Moran and Luke Haynes

On the Fringe (SAQA Regional)
March 9 - April 15, Harrington Gallery at the


Firehouse Arts Center
4444 Railroad Ave, Pleasanton, CA 94566

The Heart and Art of Quilts
April 1 -2, Santa Clara Valley Quilt Association
Santa Clara Convention Center, 5001 Great
America Parkway, Santa Clara, CA 95129

California Fibers: Time
**April 1 - May 6, The Studio Channel Islands
Blackboard Gallery**
2222 East Ventura Blvd, Camarillo, CA
A themed exhibit featuring the work of 17 mem-
bers of California Fibers, including Charlotte Bird,
Gail Fraser, Kathy Nida and others.

Eva's Choice
12" Nine Patch Block

April 2017
Coastal Quilters Guild
Block of the Month



Springtime! Here in Santa Barbara we pray rain showers will bring some flowers. Choose a lovely floral, set it with a leafy green and center it with some yellow sunshine.

Cutting

Spring floral print:
Two 4-7/8" squares. Cut diagonally once.

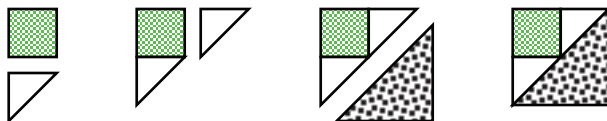
Yellow:
One 4-1/2" square.

White or white on white print:
Four 2-7/8" squares. Cut diagonally once.

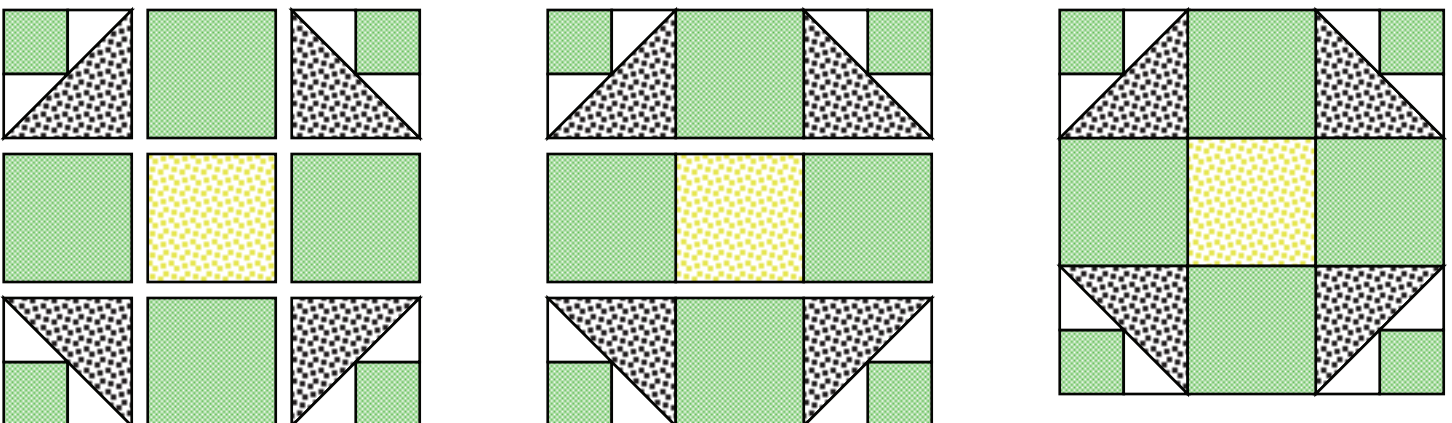
Green:
Four 2-1/2" squares.
Four 4-1/2" squares.

Assembly


1. Piece the triangle units as shown below. Press to triangles. Make 4 units.



2 Arrange the triangle units and the squares to make the Eva's Choice block.
Sew into rows. Press seams toward green squares. Sew rows together.
Block should measure 12-1/2".



*Bring your block to the April CQG meeting.
Please contact Marty Frolli with any questions.*



Coastal Quilters Guild, Inc.
P.O. Box 6341
Santa Barbara, CA 93160


CHANGE SERVICE REQUESTED

Wear Name Tag

Bring

- * Show and Tell
- * Block of the Month
- * Completed Community Quilts;
pick up new kit
- * Money and address labels for
door prizes

**There will be a Treasure table and
Library**



Coastal Quilters Guild, Inc.
<http://www.coastalquilters.org>

Coastal Quilters Guild of Santa Barbara and Goleta is a non-profit, educational and charitable organization. The purpose of the guild is to educate its members about the history and preservation of the art form of quilting and its related topics; to learn new techniques and improve skills; and to inform the community at large about our quilt making heritage.

Guild Meetings are held on the

second Thursday of each month at:

St. Andrew's Presbyterian Church

4575 Auhay, Santa Barbara, CA

This month's meeting:

March 9th

Doors open at 6:30 pm

Meeting: at 7:00 pm

Next month's meeting:

April 13

Board meeting (3rd Thursday)

March 16th