



Coast Lines

Coastal Quilters Guild of Santa Barbara & Goleta, California

Volume 35, Number 5, November 2019

November Meeting

November 14th, 7:00 pm

Reminders

- Block of the Month
- Community Quilts
- Due Library Books
- Money for:
 - Door Prizes
 - Workshop
 - More fabric (\$1/pound)
 - Bus Trip 2020
 - Axxess Books
- Show and Tell
- Treasure Table Goodies
- Library Open
- Start Your Challenge Quilt

Board Meeting

November 21st, 6:30 pm

Next Month's Meeting

December 12th, 7:00 pm


Questions? Or need to change your address, phone, and/or email, please notify the Guild at cqginfo@gmail.com

Newsletter articles for December edition due November 24th (send to cqgeditor@gmail.com)

November Speakers: Quilt Artists Trunk and Mini Quilt Show

Fibervision quilt artists will present a trunk show and mini quilt show of their Fibervision work, which will include members talking about their pieces, inspiration, and techniques.

Fibervision is a group of 22 art quilters from Santa Barbara, Goleta, and southern San Luis Obispo County. Their art is done in various techniques that will be described in more detail in their presentation. Fibervision has had exhibits at the Ojai Art Center, Elverhoj Museum, Cabrillo Pavilion Arts Center, Faulkner Gallery, and Pacific International Quilt Festival. Many individual members enter their work in shows around the country. Some members also donate their work to the SAQA auction and the Santa Barbara Art Museum's fundraiser "Off The Wall."



November Workshop: Free Sew-In

For the November workshop, we are having a free sew-in on the Saturday following the meeting. So mark your calendar: Saturday, November 16. We will start at 9:00 (you can start setting up beginning at 8:15). Carol Fay has generously offered to do a zippered pouch workshop to kick it off for those who are interested (If you're working on something else, you don't have to participate.) This is also a good time to put those large tables to good use to baste a quilt, if you are so inclined. The sew-in is FREE, just sign up with Margaret Dear at margaretdear@gmail.com and the supply list is on our website under programs. We have the room till 4pm. You know how much fun it is to sew with other people. Come out and sew with friends or make some new friends while you're there!

January Speaker and Workshop

We are fortunate to have as our guest speaker the well known quilting teacher and blogger Edyta Sitar of Laundry Basket Quilts. She will do a presentation called "Reasons for Quilting" at our January Guild meeting. At the January workshop, Edyta will teach her brand new "Winter Village" pattern. Many of you are familiar with Edyta and her work. She is a meticulous quilter known for her updated take on traditional designs, and for the past ten years has designed fabric lines for Moda and now Andover. You can read more about her at laundrybasketquilts.com. It is likely her workshop will fill up, so we wanted you to know ahead of time. Sign up with Margaret Dear, either at the Guild meeting or email margaretdear@gmail.com. There is a \$40 kit fee, which includes the pattern.

President's Message



The days are passing so quickly. I can not believe we are already into November and the start of the holiday season. I'm sure the time between now and January will go by in a flash!

I hope you will take advantage of the Open Sew Workshop on November 16, a Saturday for those who cannot make it on Fridays. Carol Fay will teach a fun zipper bag project, and you can work on your gift projects without interruption - and possibly with inspiration from others around you.

According to our By-Laws, in November we are to create our Nominations committee, led by our Parliamentarian, Sue Wuertz. The committee consists of two members appointed by me, as the president, and two members voted by the membership. However, what this means is that I basically need four volunteers. This is a very short-term activity, beginning in March or April as the committee looks for replacements for Directors and Committee chairs that will become open in July. Since Sue is new to our guild, it will be a great help to her to have a committee that knows many of our members. Please email or see me at the meeting if you can help with this task.

Skipping over November, we are in preparations for our December holiday party and hope to make it a delightful social event for all. We have a pin cushion exchange planned that you will read about in this newsletter, and of course, our traditional potluck. We request that you bring your recipe to display with your dish. It will be fun to have a small gift to take home that night! Most of the planning is being handled by Board and Committee members, but I would like to have a volunteer or volunteers (Satellite Group?) to help make sure we have covered everything and coordinate the set up the day of our meeting. Again, please contact me if you can help.

At our Board meeting, Kathy Draine (one of our Community Quilts chairs) reported that we had 155 cradle kits as of that date! It is such an honor to work with this amazingly charitable group of people. I hope to complete my two before November, which is the deadline. (My yard project has been keeping me from my sewing machine this month.)

It was also reported that we have sold 27 Axxess books! They will still be on sale in November and December. There are so many good deals to be had and what a great way to raise funds for our organization.

I look forward to seeing you at the November meeting and hearing from the talented members of FiberVision, many of whom are also members of CQG.

— Karen Pickford, President

Coastal Quilters Guild Board

President: Karen Pickford

Vice President, Programs: Susan Bullington Katz

Treasurer: Marcia Greiten

Recording Secretary: Sherry Lafler

Corresponding Secretary: Rochelle Schneider

Speaker Liaison: Pamela Holst with

Carole Kennedy & Patti Hunter

Workshop Coordinator: Margaret Dear with

Leslie Siemon & Penny Valentine

Membership: Sue Orfila

Parliamentarian: Sue Wuertz

Public Relations: VACANT

Committee Chairs

Block of the Month: Nancy Butterfield

Challenge: Suzy Pelovsky

Coast Lines Distribution: Mary Ringer with

Naomi Hicks

Coast Lines Editor: Shelly Dixon

Coast Lines Layout: Maria Dzreeva

Community Quilts: Kathy Draine, Darilyn Kisch and

Laura Perry

Door Prizes: Elizabeth Jenquin

Library: Mary Faria &

the Sew Much Fun Satellite group

2020 Quilt Show Co-Chairs: Toni Percival &

Nancy Butterfield

Opportunity Quilt: Sue Kadner & Ranell Hansen

Refreshments: Mary Wenzel

Satellite Group Coordinator: Isabel Downs

SCCQG Representative: Rosana Swing

Webmaster: Bonnie Barber

Welcome: Nola Ferguson

In Memoriam

We remember **Isabel Bartolome**, a long time member of our Guild, who passed away on October 19, 2019. Condolences to her family and friends.

Holiday Party & Pincushion Swap



For this year's Holiday Party, we thought it might be fun to do a pincushion swap!

It's not mandatory, but voluntary for those who would like to participate. Who doesn't like a little something just for yourself to take home during the holidays? Here's how it will work:

- The only rule is make the pincushion in any design you want! You may already have a favorite pincushion pattern. Beyond that, there are lots of free patterns online, plus ideas on Pinterest, Instagram, Facebook or books with pincushion patterns.

- When you are finished, wrap it in any kind of wrapping paper. If you would like, enclose a small card inside with your name, so the recipient will know who to thank.

- Bring it with you to our December meeting/Holiday Party. When you sign in, there will be a basket near the sign-up table for your pincushion and you will be given a number. Hold on to that!


- Later during the Holiday Party, members who have brought pincushions will have a chance to come up and choose from one of the wrapped pincushions.

- We hope you will unwrap the one you chose so that others can see and enjoy it!

- Take your new pincushion home! Happy Holidays!

Questions? Bring them to the November meeting or email Susan Bullington Katz at susanbkatz@gmail.com

Interesting Facts about the Tomato Pincushion



One popular design—a tomato with a strawberry attached—was most likely introduced during the Victorian Era. According to folklore, placing a tomato on the mantel of a new house guaranteed prosperity and repelled evil spirits. If tomatoes were

out of season, families improvised by using a round ball of red fabric filled with sand or sawdust. The good-luck symbol also served a practical purpose—a place to store pins. Typically, the tomato was filled with cotton, wool, horsehair, or sawdust and the strawberry with emery powder, an abrasive to clean and sharpen the pins.

(Picture and text from Wikipedia)

ROAD TO CALIFORNIA QUILT SHOW BUS TRIP 2020



Of the 56 seats to fill on our SB Airbus, we have successfully sold 47 seats. Just 9 more to go! Join us on Saturday, January 25, 2020, for a fun filled day, celebrating Road to CA's 25th anniversary. Seats for CQG members are:

- \$50 at the November meeting;
- \$55 at the December meeting;
- \$60 at the January meeting.

A seat for non-Guild members is \$60. Price includes round trip transportation, entrance fee, snacks, and games. To purchase Road-CA's 25th Anniversary Shopping Bag, please add \$4.00. We arrive about 10:00 am and leave promptly at 4:00 pm. Sign up with Rosana Swing at rsrdswing@gmail.com or 1-805-680-2670. After you have reserved your seat, please submit your payment to me at the Guild meeting or mail:

Attn: Marcia Greiten
Coastal Quilters Guild
PO Box 6341
Santa Barbara, CA
93160

Bus Pick Up Locations

6:30 am: Santa Barbara Airbus Terminal. 750 Technology Way, Goleta (Parking at the Airbus terminal-Only 4 cars allowed).

6:35 am: Community West Bank Parking Lot (Pine & Hollister).

6:45 am: St. Andrews Church (Parking at far end of church lot).

7:00 am: Casitas Shopping Center, Carpinteria. Between Union Bank and Chase Bank.

Did you know???

- **Darilyn Kisch** has a sewing machine made before 1979.
- **Sue Kadner** has been to a quilt shop in New Zealand.
- **Suzanne Ahn** started quilting before 1979.
- **Edalee Keehn** listens to a podcast by Angela Walters.

2020 HARVEST OF COLORS Quilt Show News

The first meeting of ALL of the Committee Chairs was held on October 10 at 5:30pm, before the Guild meeting in the room adjacent to the kitchen. The Chairs present received their notebooks. The next two meetings are set to occur at 5:30pm before the November and January Guild meetings. The schedule for future meetings will be discussed during the January meeting.

We are grateful for the support of the committee chairs and excited about our upcoming show on September 26-27, 2020 at the Earl Warren Showgrounds. Please join in! Our members' help will make this another successful showcase of the talent and creativity that our guild fosters.

— **Quilt Show Leadership Team, Toni Percival, Nancy Butterfield, and Eileen Lewandowski**

Coastal Quilters Guild Partners with Eastside Library

Community Quilts has partnered with the Eastside Library in their efforts to get the community sewing! We will donate fabric, promote their Open Sew dates and provide an outlet for their charity items. The Eastside Library will recognize our Guild in its printed PR materials and on Social Media.

The Open Sews will be held the third Saturday of every month at the library. Everyone is invited. Bring your own machine or use one of the four sewing machines provided. Work on your own project or a charity item. Each month will also feature a quick and easy "make and take" project. Their workroom has tables, power and good lighting.

Eastside Library Open Sew
Sat, Nov 16, 10 am - 12 noon
1102 E. Montecito St
Santa Barbara, CA 93103

Community Quilts



From Left to Right:
Kathy Drain and
Laura Perry



Marty Frolli

Quilters DO love a mystery! Our mystery bolt of fabric door prize was won by Marty Frolli. Congratulations, Marty.

Come prepared! The next fabric sale table will be stacked with gorgeous black and whites. Remember, only one dollar per pound.

Thank you all for the tremendous support with the cradle kits. We are almost there!

— **Community Quilts, Kathy Draine, Darilyn Kisch and Laura Perry**

Refreshments

November refreshments would be appreciated from members with August birthdays. Kind thanks to those who brought treats to the October meeting.

— **Refreshments Chair, Mary Wenzel**



November Birthdays

Bonnie Epperson	November 1
Annett Goena	November 6
Charleen Strebel	November 11
Barbara MacCallum	November 12
Ruth Campbell	November 14
Carole Kennedy	November 17
Priscilla Jacobs	November 18
Nina LaVoy	November 20



Cay Donohoe	November 23
Elizabeth Anthony	November 25
Debbi Haeberle	November 25
Caroly Rory	November 26
Clyda Seidel	November 27
Sherry Lafler	November 28
Margaret Siadal	November 29

Block of the Month News



Diana Hamilton won the 20 'spooky' Northern Star blocks. She is excited to make a fun quilt for her grandchild who loves Halloween. Check out the secondary design these versatile blocks can express. Many thanks to the members who created blocks this month! And, special thanks to Marty Frolli, talented author of many of the BoM's this year.

— **Block of the Month Chair, Nancy Butterfield**

2020 Challenge: The 3 T's Due March 12, 2020

Techniques NEW-TO-YOU

Two ...

Types of Embellishments

Here is your opportunity to learn two new techniques and include different types of embellishments as you create your 2020 Challenge Quilt. Technique ideas can come from a workshop, magazine, website, or anywhere!

Challenge Requirements

Include at least two different types of embellishments. Use a technique new to you. Must be a rectangle shape with a perimeter not larger than 120". Must be a quilt of three layers made only by the participant. A 4" hanging sleeve must be sewn to the top back of the entry. And, must be accompanied by a 5"x7" raw edge new technique sample that is safety pinned to the entry on the back with your name. A drawing prize from the samples will be held. Samples will be displayed separately. No voting will be done on the samples.

— **Challenge Chair, Suzy Pelovsky**

2019-2020 Opportunity Quilt

In case you missed the October meeting, our beautiful 2019-2020 Opportunity Quilt, was presented (We don't have a name yet). This quilt has been a collaborative effort: the half-square triangles were made by all the people who visited the 2018 Guild Quilt Show Education Booth, coordinated

by Ranell Hansen and Susan Bullington Katz, Ranell designed and pieced the top, Brandie Craig did the magnificent custom quilting (and donated her time and the batting) and Carol Fay did the binding. The quilt measures 79.5 X 88.

The purpose of the Opportunity Quilt raffle is to raise money for the Guild so that we can continue to provide the informative, educational presentations to our membership as well as support our community outreach programs. The drawing will be held at the Guild Meeting on June 11, 2020. The winner does not need to be present.

Since this quilt is so special, the tickets will be \$5 each or five for \$20. We will be providing each member of our Guild with 5 raffle tickets to purchase or sell. As part of your membership in the Guild, we ask each member to take on the responsibility to sell these tickets and maybe even more. There could be a prize for the person who sells the most tickets! Please visit the Opportunity Quilt table at the November meeting to pick up your tickets.

We are showing a glimpse of the quilt. A picture of the full quilt will be on the Guild's website after the November meeting. You will be able to print it off to show your friends what they could win by buying raffle tickets.

If any member would like to help display the quilt at events around Santa Barbara or are planning a visit to other Guilds and would like to take the quilt and help sell tickets, please advise Sue Kadner at sgkadner@yahoo.com so she can book you on the calendar.

— **Opportunity Quilt, Sue Kadner**



Support CQG: Buy Axxess Books

Enjoy saving money all over town! With an Axxess Book, you can obtain deep discounts for a wide variety of merchants and service providers, from restaurants to home maintenance services to pet supplies—check out the deals from CQG's own Sue Reinhart and son (Mesa Massage), Grant House Sewing and so many more! (SB Merchant list [here](#).) Choose from Santa Barbara (\$40; also covers Santa Ynez/ Solvang, Los Olivos, Buellton) or Ventura (\$30; also covers Oxnard, Camarillo, Simi Valley and Thousand Oaks.) For each Axxess Book we sell, up to \$13 returns to the Guild, but only through the holidays. Already have one? Axxess makes a GREAT gift! Books will be available at the CQG November and December meetings -OR- contact Heather Georgakis at hgeorgakis@hotmail.com.

Quilt and Fiber Events

Sewjourners – Our Journey in Cloth

September 21 - January 2020

The Sewjourners satellite group currently has an exhibit at the Conejo Valley Art Museum in Thousand Oaks. It showcases works from members of the group from almost the beginning of their forming to the present. Hopefully when you're in the area you'll go by and see it.


Conejo Valley Art Museum

Suite 193C, 197 N Moorpark Rd, Thousand Oaks, CA
(in the Janss Marketplace mall,
near the Coldstone Creamery)
Hours: Wed - Sun, 12pm - 5pm



Stories of West Africa: Hollis Chatelain Finlayson Gallery

October 20, 2019 - January 12



Hollis Chatelain creates art quilts based on her photographs while she lived in the West African countries of Togo, Burkina Faso, Mali, and Benin.

San Jose Museum of Quilts & Textiles

www.sjqmiltmuseum.org
520 S 1st St, San Jose, CA
Hours: Wed - Fri, 11am - 4pm
Sat-Sun, 11am - 3pm



Quilted Treasures Quilt Show Fallbrook Quilt Guild

November 8 - November 9

Join us for our 2019 Quilted Treasures Quilt Show! Many beautiful quilts on display. Quilt vendors, and a guild member handmade boutique shop. Basket Raffles. Tickets available for charity quilt raffle to be drawn at the close of the Saturday show. Auction daily at 12:30pm. Admissions: \$10 Adults, Children 3-12 \$3

Fallbrook Presbyterian Church

463 S. Stage Coach Lane, Fallbrook, CA
Hours: Fri - Sat, 10am - 4pm

Quilters Piece Corps Quilt Show

November 9

Come join us at our annual Quilt Show and Craft Sale. There will be over 30 vendors, our annual basket raffles and auction, lunch (Nominal fee) and of course the beautiful Quilt Show. So join us for the FREE event and shop for the holidays!

The First Baptist Church

9280 Maple Avenue in Hesperia, CA
Hours: Sat, 8am



26th Annual Holiday Home Tour Pine Needles Quilt

December 7



The Historical Society of Islip Hamlet will be hosting its 26th Annual Holiday House Tour. Several historically and/or architecturally interesting homes will be decorated for the holidays as tour guides in Victorian dress greet you at each home. You will receive a tour booklet, with a description of each home and a map of the homes' locations. In addition to the four houses, visit the "Refreshment House" where guests enjoy homemade cookies and hot cider and enjoy Christmas carols played on guitar by the homeowner. You can also visit the Holiday Boutique at the Community Center where you'll find great ideas for holiday gifts.

For advance ticket purchases send a SASE envelope to PO Box 2800, Wrightwood, CA 92397. Advance tickets are \$12 per person. Tickets are also available the day of the home tour for \$15. For questions, contact Marlene Bowman, 760-221-7325. Information is also available at www.pnqg.org.

Wrightwood, CA
Hours: Sat, 11pm - 4pm

Block of the Month for December 2019

Triple Four Patch

12 x 12" Block (12.5 x 12.5" Unfinished)



Christmas is coming- Get out your festive fabrics and have some fun piecing!

Cutting

• **White solid or white on white:**

- Cut 1 - 2" x 18" Strip
- Cut 4 - 3 1/2" Squares

• **Red solid or deep red print:**

- Cut 4 - 3 1/2" Squares

• **Green solid or deep green print:**

- Cut 4 - 3 1/2" Squares

• **Black solid or black print:**

- Cut 1 - 2" x 18" Strip

Assembly


Use 1/4" seam allowances.

1. Sew white and red 3 1/2" squares together to make two large 4-patch units. Unit should measure 6 1/2" square.
2. Sew the 2" x 18" strip of white to the 2" x 18" strip of black. Press seam to the black. Cut into eight 2" units. Sew units together to make four small 4-patch units measuring 3 1/2" square.
3. Sew small black/white 4-patch units to green 3 1/2" squares. Press toward green squares. Assemble as shown above.
4. Arrange units to make the block as shown. Sew units together. Block should measure 12" square.

Questions? Please call Nancy Butterfield at 455-3033 nlfbutterfield@gmail.com



Coastal Quilters Guild, Inc.



P.O. Box 6341
Santa Barbara, CA
93160
www.coastalquilters.org

Coastal Quilters Guild, Inc.

Coastal Quilters Guild of Santa Barbara and Goleta is a non-profit, educational and charitable organization. The purpose of the Guild is to educate its members about the history and preservation of the art form of quilting and its related topics; to learn new techniques and improve skills; and to inform the community at large about our quilt making heritage.

Guild Meetings are held on the second Thursday of each month at:

St. Andrew's Presbyterian Church

4575 Auhay, Santa Barbara, CA 93110

This month's meeting: November 14, 7:00pm

Board meeting: November 21, 6:30pm

Coastlines deadline: Sunday, November 24

Next month's meeting: December 12, 7:00pm

November Meeting Reminders

- **Don't back in on housing side of parking lot**
- **Wear Name Tag**
- **Bring:**
 - Block of the Month
 - Community Quilts complete with label on
 - Due Library Books
 - Money for Door Prizes, Workshops & More Fabric (\$1/pound)
 - Jan 2020 Bus Trip
 - Axxess Books
- **Show and Tell**
- **Treasure Table Goodies**
- **Library Open**

