

# Coast Lines

Coastal Quilters Guild of Santa Barbara & Goleta, California

Volume 31, Number 8, February 2020

## February Meeting

February 13th, 7:00 pm

### Reminders

- Block of the Month
- Community Quilts
- Money for:
  - Raffles
  - Fabric from the locker
  - Workshops
  - Opportunity Quilt tickets
- Treasure Table Goodies
- Library Open
- Show and Tell

## Board Meeting

February 20th, 6:30 pm

## Next Month's Meeting


March 12th, 7:00 pm

**Questions?** Or need to change your address, phone, and/or email, please notify the Guild at [cqginfo@gmail.com](mailto:cqginfo@gmail.com)

Newsletter articles for March edition due February 23rd (send to [cqgeditor@gmail.com](mailto:cqgeditor@gmail.com))

## February Speaker: Janis Rivera

Janis Rivera is one of the few certified teachers for Laura Heine's collage-style of quilt design and construction. Her lecture, "Collage Quilting Without Falling to Pieces" will focus on this collage style. (Much of this collage-style of quilting can be seen online at Laura's website, [www.fiberworks-heine.com](http://www.fiberworks-heine.com)). Janis will also feature her own collage quilts, as well as quilts made using Laura's patterns, which can also be seen online.



## February Workshop: "Teeny Tiny Under the Sea"



Have you wanted to try your hand at collage quilting? Or do you want to expand your knowledge and skills at collage quilting? This workshop is for you. Although Laura Heine's original patterns for these under-the-sea creatures are large, the patterns for this class are down-sized to be worked on in a workshop setting. Patterns for the quilts are required for the workshop. Patterns for the mermaid, sea turtle, and octopus are all included in one pattern, which costs \$20 (\$25 retail, minus 20% for CQG members). In addition, kits may be purchased (the kits are optional — you can also choose to bring your own materials to the workshop). Kits for the mermaid and octopus are \$28 each (\$35 retail, minus 20% for CQG members); kits for the sea turtle are \$24 (\$30 retail, minus 20% for CQG members). Kits include all fabric needed for the top, plus Pattern Ease. Quilt kits will be available for purchase at the workshop or the night of the lecture, but if you want one and haven't contacted workshop coordinator Margaret Dear already, email her to reserve one for you.

## March Speaker: Pam Hadfield

Pam Hadfield will be giving us a trunk show of her work at our meeting on **March 12**. Pam's trunk show will include a variety of quilts that are pieced, appliqued, and wool appliqued, as well as a collection of challenges and seasonal quilts. Her current interests also include pictorial quilts.

## March Workshop: "Whimsy Dresdens"

Although the Dresden Plate pattern is a traditional piecing pattern, Pam will show us whimsical Dresdens. Every Whimsy Wedge will be different because of the fabrics chosen by the maker. These wedges can be turned into a pillow, table runner or quilt-sized quilt. A pattern and set of rulers is required; the pattern is \$3, and the bundle of rulers is \$24. Individual rulers are \$14 each.



To sign up for a workshop, contact Margaret Dear at the February meeting or email at [margaretdear@gmail.com](mailto:margaretdear@gmail.com)



## President's Message



Based on feedback from members, it seems that our January program and workshop were an overwhelming success. I guess it does make a difference when we bring in more renowned speakers. I know that I am personally inspired by Edyta's presentation and class. In fact, I'm planning to work on more of those house blocks today, just as soon as I finish this message. I went into the workshop planning only to do the small sample.

I want to apologize for causing any alarm with my message in last month's newsletter regarding our financial status. We are NOT in any danger. It is not unusual for us to have to dip into our savings in the fiscal years in which there is no quilt show, but I'm not comfortable draining our reserves too low. In our research, we have discovered some errors in billing that have been corrected and have looked at ways to cut future expenditures. During the 2019-2020 fiscal year, we may have been a little heavy on "big speaker" programs (which I know we all enjoy). Our programs between now and June are already established, but we will be cutting back on somewhat on the more expensive programs and getting creative with offering more affordable programs during some of the months (as we already do.)

It is also very important that we sell tickets for our Opportunity Quilt, as, next to our dues, that is our main source of income for this year. Your Board also discussed bringing back the fabric/notions auction that we did with great success several years ago. This would not be until 2021, most likely, and we would need a group of people willing to organize the effort.

One other decision made by your Board is regarding the workshop fee. As reported in December, we raised the price by \$5. However, after researching the past and upcoming workshop fees, we realize that was not quite enough. It is our unanimous feeling that the workshop fees paid by the attendees should cover the cost of the room rental, the teacher's class fee and lunch. After doing the calculations, we decided that the workshop fee needs to be raised to \$50 beginning in March to cover these costs. (Note that anyone already registered for the March workshop will be grandfathered at \$45.) The non-member fee will be raised to \$10 more than the member fee, so will therefore be set at \$60; previously it was only \$5 more. These fees are also well in line with what other similar guilds charge for their workshops. It is worth mentioning that 2011 was the last time that our workshop fees were raised.

During the next fiscal year, which begins July 1, 2020, we will have our biggest fundraiser, our Quilt Show. It will be critical that we sell as many tickets as possible. Start telling your friends and relatives and be ready to help us promote the event, as well as signing up to volunteer in any way you can. As a past Quilt Show Chairperson, I can tell you that word of mouth is really the best advertisement and,

## Coastal Quilters Guild Board

**President:** Karen Pickford  
**Vice President, Programs:** Susan Bullington Katz  
**Treasurer:** Marcia Greiten  
**Recording Secretary:** Sherry Lafler  
**Corresponding Secretary:** Rochelle Schneider  
**Speaker Liaison:** Pamela Holst with  
Carole Kennedy & Patti Hunter  
**Workshop Coordinator:** Margaret Dear with  
Leslie Siemon & Penny Valentine  
**Membership:** Sue Orfila  
**Parliamentarian:** Sue Wuertz  
**Public Relations:** VACANT

## Committee Chairs

**Block of the Month:** Nancy Butterfield  
**Challenge:** Suzy Pelovsky  
**Coast Lines Distribution:** Mary Ringer with  
Naomi Hicks  
**Coast Lines Editor:** Shelly Dixon  
**Coast Lines Layout:** Maria Dzreeva  
**Community Quilts:** Kathy Draine, Darilyn Kisch  
and Laura Perry  
**Door Prizes:** Elizabeth Jenquin  
**Library:** Mary Faria &  
the Sew Much Fun Satellite group  
**2020 Quilt Show Co-Chairs:** Toni Percival &  
Nancy Butterfield  
**Opportunity Quilt:** Sue Kadner & Ranell Hansen  
**Refreshments:** Mary Wenzel  
**Satellite Group Coordinator:** Isabel Downs  
**SCCQG Representative:** Rosana Swing  
**Webmaster:** Bonnie Barber  
**Welcome:** Nola Ferguson

of course, volunteers are a crucial part of a successful show.

Thanks to all for your comments, advice and support.

— **Karen Pickford, President**

## Community Quilts

Diana Hamilton was the lucky winner of January's mystery bolt. No, it wasn't red bandana fabric. That is just the mystery packaging! Try your luck for a bolt of fabric from the locker again in March. Each general meeting we will alternate between raffling a mystery bolt and a trip to the locker to pick out 20 yards. So come prepared to buy door prize tickets in February for a locker trip!




Also in February, by popular demand, we will be selling 1 yard cuts and flat folds (3 plus yards for \$1 per pound. Thanks for your support. Looking forward to seeing you at the February meeting.

— *Kathy Draine, Darilyn Kisch and Laura Perry*

## Challenge: The 3 T's

*"You'll never be bored when you try something new" Dr. Seuss.*



**Why a rectangle?** From the book *Visual Finesse - Proportion and Scale: The Golden Mean* is believed to be the most pleasing dimension for art. It is based on the ratio of 8 to 13. (6"x 10", 12"x 20", 18"x 30", 20" x 32", etc.) . Try Googling "golden mean!" The rectangle provides beautifully balanced dimensions and good directional movement. Ladies, more than likely this subtle dimensional change will enhance your design better than a square.

**Rules:** Technique New-to-You (in construction or embellishment), plus Two Types of Embellishment. Rectangle shape not to exceed 120" perimeter. Quilt of 3 layers made only by participant. 4" hanging sleeve sewn to top back of entry. New technique "sample" not mandatory, those submitted will be displayed. Challenge Entry Forms will be available to download and print from the Guild website and printed copies will be available at February's meeting.

**Questions?** Call Suzy 805-898-0850 or Carol Hart 805-684-3822

— *Challenge Chair, Suzy Pelovsky*

## Another Bus Trip!



If you enjoyed your time at the Road to CA Quilt Show you just might be ready for another quilt show! Please, let me know if you're interested in attending the **Long Beach International Quilt Show on Saturday, July 11, 2020**. I'm shooting to fill another 56 seat SB Airbus. Look for Rosana Swing at the February Guild meeting or contact her at [rsrdswing@gmail.com](mailto:rsrdswing@gmail.com), 805-680-2670.

## Satellite Groups

There will be a short meeting during the break at the February meeting with Isabel Downs, Satellite Group Coordinator, for all who are interested in joining one of the existing satellite groups with an opening or forming one of their own.

— *Satellite Group Coordinator, Isabel Downs*

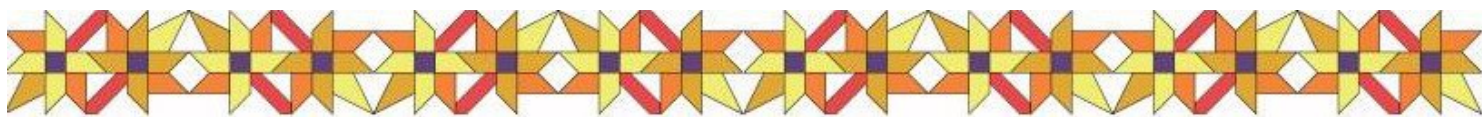
## 2019 - 2020 Opportunity Quilt

Buy tickets - \$5/each or five for \$20. We are hoping that each Guild members takes on the responsibility of selling at least 5 tickets. If you are not able to come to the meeting to pick them up, please email Sue Kadner at [sgkadner@yahoo.com](mailto:sgkadner@yahoo.com) and we'll make arrangements to get them to you.

— *Opportunity Quilt, Sue Kadner & Carol Fay*







## 2020 HARVEST OF COLORS Quilt Show News

### **Message from the Quilt Show Leadership Team**

I am happy to say that the Quilt show preparations are well underway and all Committee Chair positions have been filled. Your contributions are still wanted and needed in order for us to put together this wonderful event. We will be meeting each month at 5:30pm before the Guild meeting in the room adjacent to the kitchen. Please join us! We want everyone to feel free to attend and ask questions or offer their help. Many hands make light work! It's a great way to find fellowship, share the joy and get to know your fellow quilters.

We welcome inquiries anytime either by phoning one of us or through our dedicated email: [cqgshow@gmail.com](mailto:cqgshow@gmail.com)

— **Quilt Show Leadership Team, Toni Percival, Nancy Butterfield, and Eileen Lewandowski**

### **Kids Can Quilt Exhibition**

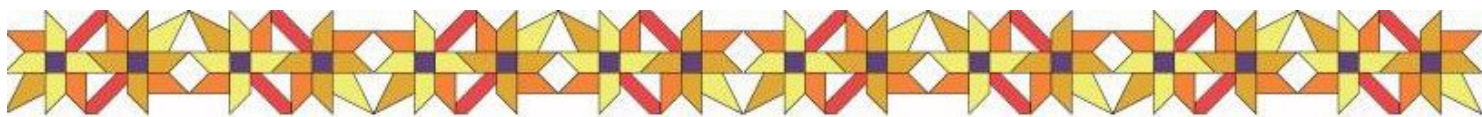
Do you remember your first sewing project? How about the person who inspired you to make a quilt? What stories can you share about that special someone who first introduced you to the art of quilting? Do you remember the pride you felt when you completed your quilt and entered it into a "show"?

### **Who do you know aged 8-18 that could be a "Next Generation Quilter"?**

This special exhibition at the 2020 Harvest of Colors Show is your opportunity to encourage a young person to create and sew a quilt to enter in our Harvest of Colors 2020 "Kid's Can Quilt" Exhibition. Let's begin now to get the word out so that the next generation has this wonderful opportunity to display their quilts at the Harvest of Colors Quilt Show! It all starts with us and we will be asking the community to join in the fun.

Quilting crusaders welcome - call me! My number is in our directory.

— **'Kids Can Quilt' Quilt Show Chair, Sue Wuertz**



### **Boutique**

Signups for the Boutique for the Quilt Show begin at the February Guild meeting, first come first served! There'll be table assignments, choosing a large or half table, based on the quantity of your inventory. There are two types of classifications:

1. Seller receiving a percentage of your sales & the difference going to the guild.
2. Donor, giving 100% of your sales to the guild.

A contract, noting your ID number & table assignment number will be mailed to you. Sign and return to Quilt Show Boutique Chair, Rosana Swing, address is in the Guild Directory. Questions? Contact Rosana at [rsrdswing@gmail.com](mailto:rsrdswing@gmail.com), 805-680-2670.

— **Boutique Quilt Show Chair, Rosana Swing**

### **February Birthdays**

Isabel Downs	February 2
Julie Mock	February 7
Paige Moore	February 8
Penny Valentine	February 11
Mary Faria	February 15
Lucy Stephenson	February 18
Sandy Darata	February 20
Betty Kelley	February 24
Liz Turner	February 24
Joan Buss	February 26
Suzu Pelovsky	February 29



## Refreshments

February refreshments would be appreciated from members with December birthdays. Many thanks to everyone who brought refreshments to the January meeting.

— *Refreshments Chair, Mary Wenzel*

## Block of the Month



January's BoM was "Ohio Star" stitched in icy blue and white, perfect to reflect the chilliness that seems to happen at this time of year. Elaine Kovar was the lucky winner of 19 blocks created by the fourteen quilters who participated this month. Many thanks for their beautiful blocks and thanks again to Mary Frolli for the inspiring pattern.

— *Block of the Month Chair, Nancy Butterfield*

## October Workshop Quilts

Linda Ballard spoke at our October meeting and taught her workshop "Triangles, Squares, Rectangles and More" the following Friday. She was anxious to see the results so we took a picture at the January Guild meeting. Check out all the creative quilts! Linda was sent the picture and responded "Wow! I'm so excited to see what you all did .... thank you so much for meeting the challenge and having such a good turnout. I'm like a proud mom!!!!".



## January Workshop



At January's workshop, Edyta Sitar instructs participants on the next step in creating their houses for the Winter Village pattern. Many were inspired to not only make the block but the entire Winter Village quilt (your Coast Lines editor included!!)

## Treasure Table Mystery



Does anyone know who designed and assembled the quilt blocks which make up this unique quilt? Sometime ago a Ziploc packet of 49 pieced blocks, border half-blocks, extra blocks pieces and the instruction book "Wheel of Mystery" was up for grabs from our Guild Treasure Table. Taken by a member, in time it was available as an UFO again when her schedule was too busy to work on it. The original quiltmaker took the manual's option to design her own color scheme. She indicated fabric patterns and colors with doodles and abbreviations on a copy of the line layout page. With study, I was able to follow her block placement to finish the quilt as she designed it. I'd like to know who began this special quilt. Is she still in the Guild? Perhaps a friend knows who designed this quilt. If she's still living nearby, I'd love to show her how her concept looks completed. If you know the mystery maker of the Wheel of Mystery, please let me know [carolhart157@gmail.com](mailto:carolhart157@gmail.com), 805-684-3822

— *Carol Hart*



# Quilt and Fiber Events

## Rosie Lee Tompkins: A Retrospective

February 19 - July 19, 2020

Quoting from the BAMPFA website:

*"The Berkeley Art Museum and Pacific Film Archive (BAMPFA) announced in October, 2019 its acquisition of nearly 3,000 works by African American quilt makers, including more than 500 pieces by the acclaimed artist Rosie Lee Tompkins, from the late Oakland collector Eli Leon.*



*The Eli Leon Collection, believed to be the largest of its kind, comprises quilts as well as*

*assemblage and embroidery by more than 400 black artists. Leon, who collected the works for decades and died in 2018, willed the collection to BAMPFA in what the museum called one of the largest bequests of African American art ever donated to a United States museum.*

*The collections forms the basis of a major retrospective opening Feb. 19, 2020 of some 80 quilts by Tompkins, an internationally renowned Richmond artist championed by Leon, including previously unseen pieces. Outgoing BAMPFA director Lawrence Rinder, who's co-curating the retrospective with Elaine Yau, previously worked with Leon to show Tompkins' work in 1997.*



*In 2022, BAMPFA will also mount an exhibition showcasing the broader collection, which includes pieces by some 400 artists such as Arbie Williams, Lawrence Brackens, Gladys Henry, Sherry Byrd and Angie Tobias".*

### **The Berkeley Art Museum and Pacific Film Archive University of California, Berkeley**

2155 Center St, Berkeley, CA 94720  
Hours: Wed-Sun, 10 am - 4 pm

## Lompoc Quilters Etc Presents:

### LIVE with Rob Appell

February 27, 2020

For more information contact Jane Connor at [lacyjayne.connor@gmail.com](mailto:lacyjayne.connor@gmail.com)

### **Dick DeWees Community Center**

120 West Ocean Ave, Lompoc, CA  
Hours: 7:30 pm - 9 pm



## Glendale Quilt Show

March 28-29, 2020

For more information contact An Burgess [aburgess1947@gmail.com](mailto:aburgess1947@gmail.com), 213-200-4335

### **Glendale Civic Auditorium**

1401 N. Verdugo Rd. Glendale, CA 91208  
Hours: Sat, 10 am - 5 pm  
Sun, 10 am - 4 pm



## International Quilt Festival

July 9-11, 2020

HOUSTON – July 31, 2019—Quilts, Inc., the producers of International Quilt Market and International Quilt Festival, has announced that Festival will return to the Long Beach Convention Center in Long Beach, California.


### **Long Beach Convention Center**

300 E Ocean Blvd, Long Beach, CA 90802

# Block of the Month for March 2020

## Irish Wedding Ring

12 x 12" Block (12.5" x 12.5" Unfinished)



*March can be chilly but we can all warm up to a tribute to St. Paddy's Day! Choose a couple of cheerful bright green solids or prints and stitch up a ring. ~Stripes not recommended, but if you do, careful placement might be required~*

### Cutting

• **White solid or white on white print:**

- Cut 2 - 2" x 20" Strips
- Cut 2 - 2" x 6 1/2" Strips
- Cut 2 - 2" x 3 1/2" Strips
- Cut 4 - 4 1/4" Squares

• **Deeper Green solid or print:**

- Cut 1 - 2" x 20" Strip
- Cut 1 - 2" x 4" Strip
- Cut 2 - 4 1/4" Squares

• **Bright Green solid or print:**

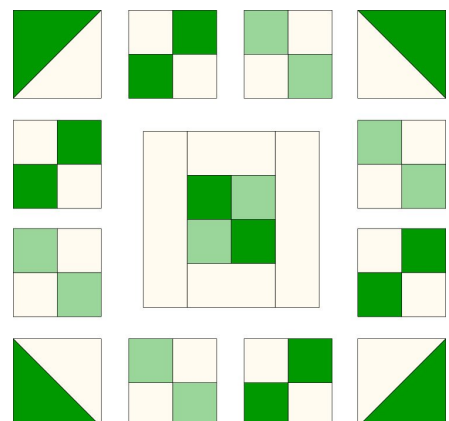
- Cut 1 - 2" x 20" Strip
- Cut 1 - 2" x 4" Strip

### Assembly

*Use 1/4" seam allowances.*


- 1.** Draw a line from corner to corner on the two White 4 1/4" squares. This is the cutting line. Draw a line 1/4" from the cutting line on both sides of the cutting line. These are the sewing lines. Pin Deeper Green 4 1/4" square on White 4 1/4" square right sides together. Stitch on the sewing lines. Trim units to 3 1/2" square.
- 2.** Sew the 2" x 20" strip of white to the 2" x 20" strip of Bright Green. Press seam to the green. Cut into ten 2" units. Sew units together to make four small 4-patch units measuring 3 1/2" square.
- 3.** Sew the White 2" x 20" strip to the Deeper Green 2" x 20" strip. Press seam to the green. Cut into ten 2" x 2" units.
- 4.** Sew the Bright Green 2" x 4" strip of to the Deeper Green 2" x 4" strip. Press seam to the green. Cut into two 2" units. Sew units together as shown to make one 4-patch unit measuring 3 1/2" square.

- 5.** Sew the White 2" x 3 1/2" strip to the sides of the 4-patch unit in (4.). Press seam to the green.
- 6.** Sew the White 2" x 6 1/2" strip to the sides of the unit in (5.) Press seam to the green.
- 7.** Arrange units to make the block as shown. Sew units together in rows 1, 2 and 3. Then sew the finished rows together. Block should measure 12 1/2" square.



**Questions?** Please call Nancy Butterfield at 805-455-3033 [nlfbutterfield@gmail.com](mailto:nlfbutterfield@gmail.com)

## Coastal Quilters Guild, Inc.



P.O. Box 6341  
Santa Barbara, CA  
93160  
[www.coastalquilters.org](http://www.coastalquilters.org)

---

## Coastal Quilters Guild, Inc.

*Coastal Quilters Guild of Santa Barbara and Goleta is a non-profit, educational and charitable organization. The purpose of the Guild is to educate its members about the history and preservation of the art form of quilting and its related topics; to learn new techniques and improve skills; and to inform the community at large about our quilt making heritage.*

Guild Meetings are held on the second Thursday of each month at:

### **St. Andrew's Presbyterian Church**

4575 Auhay, Santa Barbara, CA 93110

**This month's meeting:** February 13, 7:00 pm

**Board meeting:** February 20, 6:30 pm

**Coastlines deadline:** Sunday, February 23

**Next month's meeting:** March 12, 7:00 pm

## February Meeting Reminders

- **Don't back in on housing side of parking lot**
- **Wear Name Tag**
- **Bring:**
  - Block of the Month
  - Community Quilts complete with label on
  - Due Library Books
  - Show and Tell
- **Money for:**
  - Opportunity Quilt tickets
  - Raffles
  - Workshops
  - Fabric from the Locker
- **Treasure Table Goodies**
- **Library Open**

