

Coast Lines

Coastal Quilters Guild of Santa Barbara & Goleta, California

Volume 31, Number 10, April 2020

April Meeting
canceled

May Meeting
probably canceled

Quilt Show Meeting
TBD

Board Meeting
TBD

Next Guild Meeting
June 11th, 7:00 pm

Reminders

- Continue to work on your Challenge Quilt
- Need Opportunity Quilt Tickets? Email Sue Kadner sgkadner@yahoo.com
- Send articles for May newsletter to cqgeditor@gmail.com

Questions? Or need to change your address, phone, and/or email, please notify the Guild at cqinfo@gmail.com

Newsletter articles for May edition due April 19th (send to cqgeditor@gmail.com)

Message from the VP of Programs

Sometimes it's the tough times that bring out the best in people.

Last Monday as we were sequestering in three things happened that warmed my heart. First, Ranell Hansen posted a picture of her husband and herself on Instagram wearing the face masks she had made for them, and asked if anyone else wanted one. Someone asked how much. She said, "Free." In short order she had a list of 21 face masks she was making for people who wanted them.

As I posted a photo of the flying geese I was working on, I mentioned that I had made a face mask, too — with ties. After all these years focusing on quilts, I could not find my elastic. Shortly after I received a note from a fellow Guild member who said, "I see you are in need of elastic. I have some I can share. May I send it to you?" (I know. I about cried, too. That was the kindest gesture!) And then Guild friend Pam Holst sent a note to our satellite group saying, "Thread joins us all." She's right, too.

Last week, as my husband set up his work computer at the dining room table, I clicked on to Instagram and found so many quilters and other artists stepping up to offer free demos of what they have been doing such as free quilt-along projects, free tutorials, and more (check out Edyta Sitar's blog <https://www.laundrybasketquilts.com/blog/> where she has a free mystery quilt).

Fabric designer Lizzy House, for instance, mentioned that photographer Justin Hackworth (@justinhackworth on Instagram) would be offering a free photography workshop Thursday evening via Zoom. Some of you have no doubt been using Zoom already for work meetings. At least one of our fellow quilters uses Zoom for family meetings, with her grown children spread out across the country. And this past Saturday evening my husband and I joined our regular game night gang, everybody in their respective living rooms, for a game night via Zoom. The photo workshop was terrific. In a jam-packed hour, he gave us basic but clear information about f-stops and shutter speed, then fielded questions from an audience of 120+.

Just before sitting down to write this piece, I logged on to Instagram and who popped up in my feed but Mel Beach, our planned Guild speaker for May (now sadly canceled as we stay safer at home). Mel's giving a studio tour on Instagram, which means it might still be in her feed after this is published. Check out [melbeachquilts](https://www.instagram.com/melbeachquilts) on Instagram.

I saw that Pokey Bolton (@pokeybolton on Instagram of Quilting Arts and Craft Napa fame) is going to do a live Instagram feed every day at 1, interviewing people. Pokey also recommended Soul Pancake, Rainn Wilson's Instagram feed, where he is talking about aspects of positivity & creativity every day at noon.



(Continued on page 3).

President's Message

Most months I struggle with what to include in my newsletter submission. This month I have no trouble coming up with a topic - even though it is difficult to compose this missive.

I hope all of our members are staying healthy and well under the recent order to "Stay at Home." I want to apologize to those members who came to our meeting on March 12th, having not received our notice about the cancellation. And thank you to Darilyn Kisch and Kathy Draine who volunteered to wait at the church to inform anyone who came. Early Thursday (12th) this issue came to my attention and I was in contact with Pam Holst, our Speaker Liaison trying to determine the best course of action. After a lot of consideration and communication with the rest of the Board, the decision was made in the early afternoon to cancel the meeting. It was a difficult decision to make, but in light of all that has transpired since that day, I'm confident that it was the right one. Thanks to everyone for their support and understanding during this unprecedented emergency.

As you are probably aware, the April Guild meeting has been cancelled as it falls within the parameters of stay at home guidelines recommended by the state. The Challenge meeting will hopefully be able to be rescheduled in July to coincide with our annual picnic. The Board has already moved forward with the decision to cancel our May meeting as well. In this way, we are able to avoid any expenses and cancellation fees invoked by the speaker. She was very understanding, fortunately, as she lives in the Bay Area and is under the same restrictions as us. If by some miracle we are able to regroup and meet in May, we will have a celebration

of friendship and survival! The May meeting was to be our Annual Meeting and election of officers, along with an item on the ballot for approving our new Bylaws. These items will be agendaized as soon as we are able to meet again. The new Bylaws will be sent to you in the same way you receive the newsletter in plenty of time for you to read them prior to a vote.

Several members have come forward with ideas for how our skills can be of service, such as making covers for the masks worn in the medical field. Thank you to Ellen Singer and Marty Froli for researching the need in our community and to Tami Knudson, Liz Zok, Ranell Hansen and others who were at the ready to be of assistance. As you know from our e-blast reports, at this time the Guild will not be sponsoring this activity as the homemade masks are not deemed by our local medical community to be clinically effective, and there is apparently not a shortage in our area. If this changes, and there is a need for these or any other items, we will put out the call for help from our members.

In the meantime, as quilters, we know how to spend the extra hours we have at home. Although unrelated to the pandemic, some of our local Alzheimer's patients are in need of the Fidget Quilts we have made in the past. Our storage locker is depleted of these items. If you would like to help with these quilts, or other quilts for Community Quilts, your efforts will be greatly appreciated. We can also stay in touch through social media. Remember to "friend" us (Coastal Quilters of Santa Barbara/Goleta) on Facebook and we can keep up our "Show and Tell" activities through that forum.

Stay safe and healthy.

— *Karen Pickford, President*

Coastal Quilters Guild Board & Committee Chairs

President: Karen Pickford

Vice President, Programs: Susan Bullington Katz

Treasurer: Marcia Greiten

Recording Secretary: Sherry Lafler

Corresponding Secretary: Rochelle Schneider

Speaker Liaison: Pamela Holst with
Carole Kennedy & Patti Hunter

Workshop Coordinator: Margaret Dear with
Leslie Siemon & Penny Valentine

Membership: Sue Orfila

Parliamentarian: Sue Wuertz

Public Relations: VACANT

Block of the Month: Nancy Butterfield

Challenge: Suzy Pelovsky

Coast Lines Distribution: Mary Ringer with Naomi Hicks

Coast Lines Editor: Shelly Dixon

Coast Lines Layout: Maria Dzreeva

Community Quilts: Kathy Draine, Darilyn Kisch
and Laura Perry

Door Prizes: Elizabeth Jenquin

Library: Mary Faria & the Sew Much Fun
Satellite group

2020 Quilt Show Co-Chairs: Toni Percival, Nancy
Butterfield and Eileen Lewandowski

Opportunity Quilt: Sue Kadner & Ranell Hansen

Refreshments: Mary Wenzel

Satellite Group Coordinator: Isabel Downs

SCCQG Representative: Rosana Swing

Webmaster: Bonnie Barber

Welcome: Nola Ferguson

(Continued from page 1)

Fabric designer & quilting teacher Denyse Schmidt is hosted a Proverbial Quilt-along, which starts March 28. It's called "Say It," based on her Proverbial Quilt, the quilt with words. Follow her on Facebook, Instagram, or her blog dsquilts.com for specifics. It's cohosted by [@thenextstitch](https://www.instagram.com/thenextstitch) and [@sewtopia](https://www.instagram.com/sewtopia).

Edyta Sitar, our roundly applauded January speaker & workshop leader, is leading an online Mystery Quilt-along. As I write this she's on day 7 of 15 days, so don't delay before checking it out. She has downloadable directions on her blog and daily videos on her [Laundry Basket Quilts YouTube channel](https://www.youtube.com/channel/UC...) to accompany them. Meanwhile, Giucy Giuce and Alison Glass are doing a Mini Series Sew-along on Instagram and via alisinglass.com. It's weekly and started March 22.

And then there are satellite groups. Hey, we quilters can work for days on our own, but when we need to see people, we love seeing others of our (quilting) tribe, right? So when our Sewjourners' March meeting fell shortly after we were told to shelter in place, we decided to meet via Zoom. Some people had some experience with it, some had never used it before, but we decided to give it a test run on the Saturday before our Tuesday meeting. The Saturday meeting started out tentatively, but I think we were all so thrilled to see (and hear) one another. Then when we had our Zoom meeting the following Tuesday, we figured out as we went along how to do our normal sharing, exercises from the book we've been working on, and more. It was wonderful.

So now I have some questions for you. I'm sure a lot of you are out there finding great things happening online, and possibly some of you have been creating your own online events. Would you let us know what you've been finding or sharing of your own skills? Drop a note to our editor cqgeditor@gmail.com and we'll let other Guild members know too.

Also, how is your satellite group hanging together during this time? Fill us in at cqgeditor@gmail.com. I bet a lot of us would love to hear how everyone is handling things.

And stay tuned to this space. Nancy Butterfield has stepped up to serve as our social media person for the Guild, and she's checking into creating an Instagram presence for our Guild.

And if you are not on social media, pull out those UFO's. Call another Guild member and share ideas. Our Guild President has a great idea. Get your creativity flowing by connecting with other Guild members. Check out the article Staying Connected.

— **Vice President, Programs, Susan Bullington Katz**

Staying Connected

Here is an idea to help us stay connected while we are confined to our homes and busy sewing masks and other things. We should reach out to each other and possibly even make new friends. Here's the plan:

- Pull out your Guild Directory
- Go to the page where your name is listed
- Call or email the two people whose names follow yours in the directory - just check in and see how they are doing
 - If your name is at the end of the directory - wrap around so that the first two people in our directory also are contacted
 - Do this on a weekly basis until we are back to normal
 - Don't forget that we also have new members who are not listed in the directory. If you know them, please check on them, too.

Stay safe and well everyone!

— **Karen Pickford, President**

Block of the Month

Due to the cancellation of the March, April and May meetings, we will all save our Block of the Month entries for the next time we meet - hopefully in June! With all the at-home time we are all having, there will be many a block to win!

— **Block of the Month Chair, Nancy Butterfield**

Community Quilts

February's locker shopping tour was won by Linda Bird! She came to the locker prepared to finish several projects and left with 20 yards of assorted fabrics to accomplish those goals and even enough to start a new project! Go Linda! As we all settle into our isolation routines, many of you are digging into your stash, hoping to keep busy with sewing projects. Community Quilts is always collecting Quilts (large and small, adults and kids, veteran), placemats and pillowcases. You make it, we will find it a home!

The most requested items are Fidget Quilts. They are fast and easy to do and use up scraps and all those odds and ends notions you just cleaned out of your sewing room. If you need a refresher, search You Tube for "fidget quilts". A few of my favorites are: [Sew Very Easy \(Laura Coia\)](#), "Build Your Own Fidget Quilt" and [Man sewing \(Rob Appel\)](#) "Fidget Quilt".

These are not designed to keep you warm, but to give your hands something to do. Remember to keep them small - no larger than 36 inches. Use any kind of fabric and notions but they must be washable. Depending on the status of the April and May meetings, a central drop off place will be announced by e-blast. Stay safe, stay sane.

— **Community Quilts Team,
Kathy Draine, Darilyn Kisch and Laura Perry**

Challenge: The 3 T's

Thank you to those participating in this year's Challenge. Please hold your Challenge entries at home until our next Guild meeting is scheduled. The Sew It All satellite group will then be set up to collect all entries. The Challenge show has been rescheduled for July's meeting when members and guests will discover which new skills participants have learned including the assortment of embellishments which enhance entries in this unique challenge.

Take care,

— **Challenge Chairs, Suzy Pelovsky & Carol Hart**

Transition House Opportunity

The Santa Barbara Rotary Club is sponsoring Transition House this year. A member contacted Isabel Downs asking if the Guild or a few members might be willing to donate a couple of quilts to make some all-white hallway walls a little less stark and more appealing to the residents. The measurements are 3'x5' and 5'x6'. If you have a piece that might fit the bill, contact Isabel Downs at ifdowns@gmail.com or 805-450-0167.

— **Satellite Group Coordinator, Isabel Downs**

Call for Articles and Images of Your Completed Projects

Send in your articles and show and tell images to cqeditor@gmail.com. We will have a show and tell page in the May newsletter. Questions? Call Shelly Dixon at 805-452-7288. Thanks!

— **Coast Lines Editor, Shelly Dixon**

2019 - 2020 Opportunity Quilt



We are now three months from the drawing for the 2019-2020 Opportunity Quilt in June and are about 2/3 of the way to our financial goal.

We believe there are members out there who might not have made it to our meetings for very legitimate reasons that still need to acquire tickets.

Since Guild general meetings have been cancelled for April and May, if you are one of these members and would like obtain your tickets, please send an email to Sue Kadner at sgkadner@yahoo.com and she'll arrange to get tickets to you.

— **Opportunity Quilt, Sue Kadner & Carol Fay**

April Birthdays

Laura Perry	April 5
Roxanne Barbieri	April 5
Nancy King	April 5
Margaret Kocimski	April 8
Grant House	April 10
Elizabeth Shasberger	April 12
Julie Vanderwilt	April 12
Betty Shumaker	April 17
Margaret Dear	April 18
Jean McCaffrey	April 19
Karen Pickford	April 20



Louise Salgado	April 20
Linda Kriss	April 21
Sam McIlraith	April 23
Elaine Rottman	April 25
Paula Whited	April 25
Paulette Ley	April 26
Diana Hamilton	April 27
Darilyn Kisch	April 28
Lynda Flynn	April 29
Carol Rosenberg	April 30

2020 HARVEST OF COLORS

Keep Calm and Keep Quilting

We had to cancel our March meeting for reasons you all understand. We are very fortunate to have a passion that can be pursued at home, where we all are nesting. So now is an excellent time to start (or continue) planning the quilt(s) you are going to enter in the 2020 Harvest of Colors Quilt Show! It is our intention to have a member's showcase and we will do all that we can to bring that to fruition. Many more of our members are sponsoring a young friend or relative to enter a quilt in the Kids Can Quilt exhibition. Bravo! They all need a hobby they can do at home, now more than ever. Details are on the Quilt Show page of the website. We have begun plans to include quilts that kids can make from kits that are available from the Kidsquilt.org site. Take a look at the website to see what they are doing- it is a fun place to play, even for us older kids! All show preparations are on schedule thanks to the diligent work of our many Committee Chairs and members. It is truly gratifying to see the teamwork exemplified by our Guild members. It has been our plan to meet each month at 5:30 pm before the Guild meeting in the room adjacent to the kitchen. In the event that our April meeting is postponed, we will not meet there, but will update you about alternate plans. We welcome your inquiries. Contact us anytime, either by phoning one of us or via email at cqgshow@gmail.com

— *Quilt Show Leadership Team, Toni Percival, Nancy Butterfield and Eileen Lewandowski*


Quilt Show Entry Quilt Storage

HOC 2020 requests that members use a novelty print for quilt storage to facilitate quick identification during return. Have fun, choose a holiday, whimsical or otherwise distinctive print (plaid, story book character, etc.) The 2020 Show Entry Form has space to describe or provide a sample of your quiltcase's novelty print. After our show closes members are eager to take-down and get returns underway. Let's try this novel technique to see if it simplifies entry return for this year's show.



Special Handling (SH) entry - 2 options for delicate entries. 1- completely protect inside securely closed hard-sided cardboard carrier or 2- roll around a

pool noodle (or foam pipe insulation), which is then completely encased within custom novelty print quiltcase. Make your SH personal info label (name, address, phone number) on fluo-



rescent (bold, bright) fabric or paper, mount securely to quiltcase/cardboard carrier. Spray paint any accessory items (hanging rod) a bright color, include in carrier. Fluorescent colored labels are reserved for Special Handling only.

Basic entry - a novelty print, whether a commercial pillowcase or quiltcase you sew, should be unique, bold and easy to identify at a glance by theme and/or color. One yard of a distinctive print can easily make a quiltcase. Fold right sides together, seam one width and lengthwise edge, overcast both of these seams' raw edges, hem the opening, zipper closure is optional. Be sure your personal info label is boldly displayed, permanently mounted.

Acquisitions

Harvest of Colors, a member showcase, isn't possible without member participation in two basic ways. First, it provides us the opportunity to express our individuality and love of quilting by submitting entries to share with the public. Next, to achieve success of such a big production members need to support the Guild by volunteering for one or more of the necessary jobs. Acquisitions will need your help. The Acquisition team's purpose is quilt control: entry collection, delivery to Judging and Earl Warren. Plus return after the show closes. For efficiency and to prevent overburdening the team many volunteers are necessary. Volunteers work within zip codes. Residency indicates where volunteers are needed. Membership covers a broad area: north of Goleta 10%, Goleta 22%, Santa Barbara 55%, Carpinteria & south 11%, further away 2%. A sign up sheet will be passed around at a future meeting. Please consider volunteering.

Job Description:

- provide a safe, secure, pet/smoke free area to store 10-15 entries between collection and delivery dates
- use email
- contact members to arrange for quilt collection
- follow collector check-in-procedure

Further details will follow as Show time approaches.

— *Acquisition Chairs, Diana Hamilton & Carol Hart*

Dignity Statue



Dignity is installed near Chamberlain, South Dakota.

Dignity (a.k.a. **Dignity of Earth & Sky**) is a sculpture on a bluff overlooking the Missouri River near Chamberlain, South Dakota. The 50-foot (15.24 meter) high stainless steel statue by South Dakota artist laureate Dale Lamphere depicts an Indigenous woman in Plains-style dress receiving a star quilt. According to Lamphere, the sculpture honors the culture of the Lakota and Dakota peoples who are indigenous to South Dakota. Assisting Lamphere were sculptors Tom Trople, Jim Maher, Andy Roltgen, and Grant Standard. Automotive paint expert Brook Loobey assisted with the colors for the quilt, and Albertson Engineering of Rapid City, SD ensured the sculpture would endure the strong winds common in the area.

Norm and Eunabel McKie of Rapid City, South Dakota announced their gift of Dignity to the State of South Dakota in 2014, in honor of the 125th anniversary of South Dakota statehood. The statue was erected in September 2016 at a site near Interstate 90, where it overlooks the river. It is situated in the Chamberlain Interstate Welcome Center located at mile post 264 and is accessible by both directions of travel.

The statue measures 50 feet (15.24m) high, 16 (4.88m) feet deep and 32 feet (9.75m) wide. The star quilt held by the woman has more than 100 blue diamond shapes that move in the wind "like an Aspen leaf".

Three Native American women from Rapid City, SD served as the models for the sculpture. The artist began by first drawing the form and then sculpting a one-eighth-scale model. The sculpture was created in an isolated area near the Cheyenne River, east of Rapid City, SD, and later moved to the installation site. The statue boldly proclaims that South Dakota's Native cultures are alive, standing with dignity.

Since July 1, 2017 South Dakota residents are now able to purchase auto license plates bearing the likeness of Dignity. The plates were designed with the help of the statue's designer.

When interviewed nearly a year after the dedication, Lamphere said "It's been well-received by the Native community, and by visitors from all over the country. My hope over time is it really gets people to think about the beauty of the native cultures."

Article from Wikipedia

[https://en.wikipedia.org/wiki/Dignity_\(statue\)](https://en.wikipedia.org/wiki/Dignity_(statue))

Elections Update for 20/21 Positions

Volunteers are still needed to fill the following vacant Board and Committee Chair positions. The Guild needs the help of the membership. It is crucial the Guild Board positions be filled. Are you inspired to run for office? We need some dedicated enthusiastic volunteers so that our Guild can run smoothly and effectively. Would you please consider a Board or Committee position? If you are interested kindly contact Sue Wuertz at sue.wuertz@gmail.com our Parliamentarian. We will be voting in May but need to know by April so that we can give adequate notice to our members.

BOARD POSITIONS

- Recording Secretary
- Speaker Liaison
- Workshop Coordinator

COMMITTEE CHAIR POSITIONS

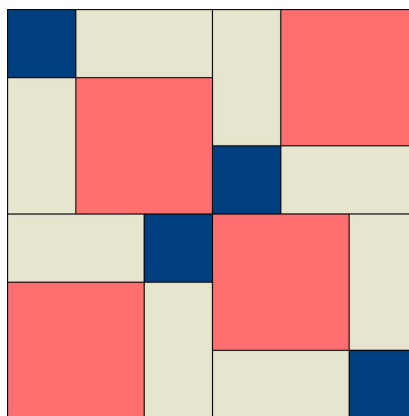
- Challenge
- Opportunity Quilt
- Raffles
- Welcome Committee
- 2022 Quilt Show

— **Parliamentarian, Sue Wuertz**

Block of the Month for May 2020

May Flowers

12 x 12" Block (12.5" x 12.5" Unfinished)



This month we all could use a cheerful bouquet to stitch up! It is a Disappearing Nine Patch block, using bright warm florals alongside bright cool florals, framed with white or white on white. Excellent use for Kaffe florals or any other bright floral fabrics in your stash!

Cutting

• **White solid or white on white:**
Cut 4 - 5" Squares


• **Bright Warm Color Floral Print:**
Cut 4 - 5" Squares

• **Bright Cool Color Floral Print:**
Cut 1 - 5" Squares

Assembly

Use 1/4" seam allowances.

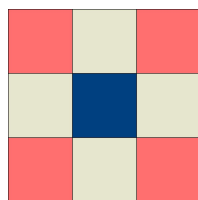
1. For row one and three, sew Warm Floral squares on either side of a White square. Press toward the floral print.



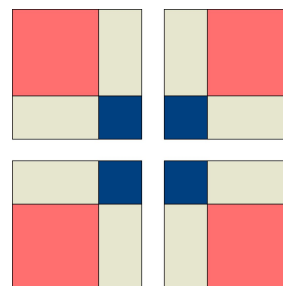
2. For row two, sew White squares on either side of the Cool Floral square. Press toward the floral print.



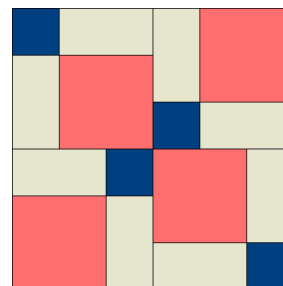
3. Sew together rows one, two and three to form a nine patch block.



4. Cut the nine patch block in half vertically and then each half horizontally.




5. Arrange the four resulting units as shown to make the block. You will need to trim the sides equally to measure 12 1/2" square.



Please bring your block(s) to the next meeting

Questions? Please call Nancy Butterfield at nfbutterfield@gmail.com, 805-455-3033

Coastal Quilters Guild, Inc.



P.O. Box 6341
Santa Barbara, CA
93160
www.coastalquilters.org

Coastal Quilters Guild, Inc.

Coastal Quilters Guild of Santa Barbara and Goleta is a non-profit, educational and charitable organization. The purpose of the Guild is to educate its members about the history and preservation of the art form of quilting and its related topics; to learn new techniques and improve skills; and to inform the community at large about our quilt making heritage.

Guild Meetings are held on the second Thursday of each month at:

St. Andrew's Presbyterian Church

4575 Auhay, Santa Barbara, CA 93110

April Meeting: canceled

May Meeting: probably canceled

Quilt show meeting: TBD

Board meeting: TBD

Coastlines deadline: Sunday, April 19

Next meeting most likely: June 11, 7:00 pm

April Reminders

- **Continue to work on your Challenge Quilt**
 - **Need Opportunity Quilt Tickets?**
Email Sue Kadner at sgkadner@yahoo.com
 - **Send articles for May newsletter to cqgeditor@gmail.com**
-