

Coast Lines

Coastal Quilters Guild of Santa Barbara & Goleta, California

Volume 32, Number 3, September 2020

Next Guild Meeting
September 10, 2020
at 7 pm on Zoom
Speaker Susan Else

September BOM
Return blocks to Kika by
September 3rd

Zoom Workshop
w/Malka Dubrawsky
September 12 9am-noon
contact: Diane Hamilton
dianalee27@msn.com

Board meeting (via Zoom)
September 17 @ 2pm

Quilters' Coffee Break
September 25 at 1 pm

October BOM
Return blocks to Kika by
October 5

Questions? Or need to
change your address,
phone, and/or email,
please notify the Guild at
cqginfo@gmail.com

Newsletter articles
for October edition
due September 20th
(send to cqgeditor@gmail.com)

President's Message

What a wonderful turnout we had for our first Zoom Guild meeting on August 13. I'm so pleased that so many are courageous enough to try this new technology and socialize in the best way we can in the present situation. Of course, I greatly look forward to seeing everyone in person again, too. I have received positive feedback about the meeting, with the possible exception that it ran a little long. It was about the length of our usual Guild meetings, but I think it's a little less comfortable to sit in front of a screen for that length of time. We will try to tighten up the timing for our September meeting - where we will have our speaker, Susan Else, join us virtually. I encourage anyone who has not joined us for Zoom meetings to make the effort. We have two volunteers, Bee Saunders and Sam McIlraith, who will happily help you work out the kinks.

To date, the mask project has completed over 5700 masks! Over the weekend, I organized and inventoried what is currently on hand. We only have about 200 adult masks, but have accumulated over 1000 children's masks. Many of these student masks will be going to St. Raphael's as soon as we get an accurate count from their administration. Others will be distributed to students as they are allowed to return to in-class instruction. The adult masks will be distributed where needed, based on requests, including ongoing needs of Unity Shoppe. We have a special project making holiday masks for the staff at Unity Shoppe. We recently delivered masks, as well as Community Quilts, to Domestic Violence Solutions. Watch for information about this event on Instagram and Facebook. The future of the mask project is uncertain, as the number of mask-makers has dwindled to only a handful. I appreciate all of the efforts that have been put into this important project and those who have given their time to make so many masks.

During our August Board meeting, we adopted a budget for the 2020/2021 fiscal year. There is obvious concern over our finances due to not being able to have our quilt show this year. We have been brainstorming some possible fundraising alternatives, such as an online quilt



auction. Nancy Butterfield has agreed to lead the effort, along with Pam Holst, but they would love to have a committee of members willing to figure this out. I hope we can count on some creative thinkers to join the effort and assist the Guild in moving through this difficult time.

As always, I wish you all health and happiness. Please contact me at president@coastalquilterssb.org with any questions or ideas you have about Guild business.

— **President, Karen Pickford**

News from the VP of Programs

A workshop via Zoom? What???

As we bring back our Guild meetings and now workshops, as well, via Zoom, I know there are at least a few questions. Some of you have already been busily lining up your calendars with online workshops, so you know all this and more, but some of you are brand new to them. Here are a few FAQs:

Q: Will I be able to see the teacher and the teacher's examples?

A: Yes! In a Zoom workshop, everyone has a front row seat. No more peering around your tall friend's shoulder to try to get a good view. Moreover, you can watch the teacher's demo from your cutting table or sewing chair, so you'll be right there where you can put that tip into practice. And, if you have a question, the teacher will be there to respond to your raised hand or spoken question.

Q: Won't I get tired of sitting for a six-hour online workshop?

A: In my experience of two online workshops, I was doing a lot of up and down during both — sitting for some of the time; pressing, fusing, cutting during a lot of the time. So it was a combination of activities, and, to answer your question, I wasn't tired at all!

Q: But I'll miss being with my friends!

A: In our Guild workshops, the faces you'll see in the Zoom workshop will be your friends. It's true, you might not be physically sitting next to one of your good pals, but you can ask them to hold up what

Coastal Quilters Guild Board

Guild President: Karen Pickford
Program Director: Susan Bullington Katz
Guild Treasurer: Marcia Greiten
Guild Recording Secretary: Mary Maxwell
Corresponding Secretary: Rochelle Schneider
Speaker Liaison: Pamela Holst
Workshop Coordinator: Diana Hamilton
Membership Coordinator: Sue Orfila
Parliamentarian: Sue Wuertz
Public Relations Coordinator: Nancy Butterfield

Committee Chairs

Block of the Month: Kika Hutchings
Challenge: VACANT
Coast Lines Distribution: Mary Ringer & Naomi Hicks
Coast Lines Editor: Shelly Dixon
Coast Lines Layout: Maria Dzreeva
Community Projects: Kathy Draine, Darilyn Kisch and Laura Perry
Door Prizes: VACANT
Library: Mary Faria & the Sew Much Fun Satellite group
Quilt Show Co-Chairs: Eileen Lewandowski & Nancy Butterfield
Opportunity Quilt: VACANT
Refreshments: Mary Wenzel
Satellite Group Coordinator: Isabel Downs
SCCQG Representative: Rosana Swing
Webmaster: Bonnie Barber
Welcome Committee: VACANT

they're doing so you can see.

So, **some benefits** that we have found (yes, yes - sil-ver linings):

- If you find you need a certain sewing tool, ruler, color of thread, or fabric, you'll have all your supplies and fabric close at hand.
- As much as I love quilting with friends, I have found that one upside of Zoom workshops is the ability to concentrate and actually get more done than I had imagined. (Who knew?!?)

- You don't have to gather up and lug all your quilting things (sewing machine, half your fabric stash, etc.) to the workshop.
- No worries that you're taking up too much space trying to cut fabric at your workstation, and no trying to twist yourself into a pretzel to avoid elbowing out your neighbor at your table. You can spread out as much as your room allows.
- No standing in line for the iron!
- Because there are no travel, lodging, and other fees involved, we can invite teachers from all over the world to Zoom into our workrooms.

I hope that during this time you will find the on-line workshops at least a helpful substitute for our regular, in-person workshops, and maybe even discover your own advantages.

Be sure to check the program page on the Guild website for continually updated info and sign-up buttons for the workshops.

Questions? Email zoom@coastalquilterssb.org

— **Vice President of Programs,**
Susan Bullington Katz

News from Your Public Relations Coordinator

In my new role as Public Relations Coordinator, I plan to publicize Guild events and activities to the media and general public. I will report newsworthy quilt-related achievements of individual members and inform the membership of current local and regional quilt-related events. I will be using social media posts to expand our presence in those platforms.

You are invited to contribute!

- "Like" us on Facebook
- Follow us on Instagram [@coastalquilters](https://www.instagram.com/coastalquilters)
- Send photos and information about news, achievements and events you know about via email to news@coastalquilterssb.org

• You are also welcome to call me, my number is in the directory.

— **Nancy Butterfield,**
Public Relations Coordinator

Membership

Thanks to all of you who have renewed your membership for 2020-21. You made it into the directory, which is in the process of being printed. To those of you who still haven't renewed, you can renew anytime. Please remember that to take part in any Guild activities like workshops or satellite groups, you must be a member of the Guild.

— **Membership Coordinator, Sue Orfila**

Opportunity Quilt Wrap Up



As we announced in the last issue, Jim Clark was the winner of our 2019-2020 Opportunity Quilt, called "The Quilt of Many Hands". As the name implies, this quilt was a collaborative effort: the half-square triangles were made by all the people who visited the 2018 Guild Quilt Show Education Booth, coordinated by Ranell Hansen and Susan Bullington Katz. Ranell designed the blocks, many of which were pieced together by Guild members Kathy Draine, Mona Escobar-Ornelas, Marty Frolii, Carole Kennedy, Darilyn Kisch, Marilyn Martin, Mary Maxwell and Mary Ringer. Ranell put the quilt together, long arm quilter Brandie Craig donated the custom quilting and batting, and Carol Fay did the binding. Sue Kadner coordinated the ticket sales. Above is a picture of Jim Clark and his family with the quilt. Jim is a Santa Barbara native and a huge quilt fan: he goes to quilt shows at every opportunity; and his wife is a quilter. What's more, his twin son and daughter created blocks at the Education Booth! Jim is a renowned ukulele player and the Information Technology Director at SBCC.

— **Sue Kadner**

Extended Learning Sewing Class

Ranell Hansen will be teaching sewing and quilting by Zoom this fall through SBCC School of Extended Learning, known formerly as Adult Education.

Classes are free and will be held on Monday evenings and Wednesday afternoons. The classes are called Individualized Sewing, and will include demonstrations and personalized instruction. Topics to be covered include two quilt patterns, lessons in hand stitching and embroidery, clothing construction, and advice on whatever sewing problem comes your way.

Monday night 5:30-7:45

Class code: HMEC NC906 / **CRN 47697**

Wednesday afternoon 12:30-3:15

Class code: HMEC NC906 / **CRN 42738**

You can register through SBCC.edu and go to non-credit to find the classes, or you can email the registrar directly at SELadmissions@SBCC.edu and get a form which you can email back and be enrolled in the class (Thanks Suzy Pelovsky for doing all the work to find that out).

If you cannot attend all of the class sessions, or if you cannot attend for the full class meeting, it is OK to show up when you can. It's sure to be a lot of fun!! Hope to see you there!!

— **Ranell Hansen**

Fund Raising Committee

Since no Quilt Show is happening this year to provide essential revenue, we are going to need to get creative with fundraising. In support of this idea, the Board has formed this committee and the chair is Nancy Butterfield. The date of our first virtual meeting will be announced at the upcoming Quilters Coffee Break and in eBlast announcements. Ideas can also be sent via email to news@coastalquilterssb.org Please join in!

— **Quilt Show Chair, Nancy Butterfield**

Quilt Show

Delayed, but not forgotten! We will continue to 'Look to Our Future' and to plan for the time when we can schedule our show. In the meantime, please keep creating the wonderful quilts we delight in showcasing at this event. We are proceeding with plans for our featured exhibit, *Kids Can Quilt*.

— **Quilt Show Chairs, Nancy Butterfield and Eileen Carriero-Lewandowski**

Kids Can Quilt Exhibition



In support of this exhibition, we continue to offer beginner quilt kits purchased from the Quilt Alliance project "kidsquilt.org" with funds provided by the Kiwanis Club of Santa Barbara.

A limited number of kits are available FREE of charge. We ask that their parents complete the registration form (<https://www.coastalquilters.org/quiltshow.html>) in order to receive the kit. Once completed, we request they loan their quilt to us for display during the coming school year. The string backpack is theirs to enjoy.

Questions? Contact Nancy Butterfield at cqgshow@coastalquilterssb.org

— **Quilt Show Chair, Nancy Butterfield**

September Birthdays

Janis Meloy	September 2
Julie Sommers	September 3
Rochelle Schneider	September 4
Eileen Tufenkian	September 7
Dorothy Oksner	September 8
Suzanne Fishman	September 13
Marian Jones	September 21
JoAnn Dovgin	September 23
Cynthia Manzer	September 27
Mary Weaver	September 27

Block of the Month Winners

Rochelle Schneider won the 20 Fourth of July blocks and the winner of the August blocks, Ruins of Jericho, is Polly Matsuoka!! Congratulations!!



— *Block of the Month Chair, Kika Hutchings*

Shopping Cart Covers



Heather Georgakis made everyone in Loose Threads a cotton cover with velcro to wrap around the handle of a shopping cart. So now you don't need to wear gloves. Heather is a real stand up to the plate kind of person. Forgive the baseball analogy but the season has started. Rah Rah Heather!

Support the Guild While Shopping Online

As many of us are shopping online these days, please consider using AmazonSmile to support the Guild. AmazonSmile is a website operated by Amazon with the same products, prices, and shopping features as Amazon.com. The difference is that when you shop on AmazonSmile, the AmazonSmile Foundation will donate 0.5% of the purchase price of eligible products to the charitable organization of your choice, in our case the Coastal Quilters Guild.

Questions? Email Marcia Greiten at imamarcian@msn.com.

Community Projects

On Friday August 21st, Community Projects Chairs Darilyn Kitsch and Kathy Draine teamed up with Karen Pickford and Rochelle Schneider to deliver 12 beautiful adult quilts, 15 bright cheerful pillow cases, 22 children's and 20 adult cloth masks to Domestic Violence Solutions (dvsolutions.org).




This organization provides safety and support for individuals and families affected by domestic violence. They were grateful and excited to receive these much needed items. This is a shining example of the many ways our members are able to provide comfort to our community.

— *Public Relations Coordinator,
Nancy Butterfield for Community Projects*

Challenge 2020, "3T's"



First Place "Layers"
by Linda Boynton
de Sepulveda



Second Place "The Good and The Bad"
by Pat Masterson




Third Place "Zebra of Another Color"
by Patty Latourelle



Fourth Place "Embrace the crazy and it'll
be all white" by Bee Saunders



Fifth Place "More Fun Than Crayons"
by Mary Wenzel



Fifth Place "Ooo-long"
by Pamela Holst

We waited a long time, but with the help of several Guild members we had a great Challenge Show during our first Zoom meeting. Challenge night is an annual special event when members' interpretations of the current Challenge requirements are displayed, always with such variety of ideas, styles and talents. Challenge 2020 had 34 entrants plus a sample included by both hostesses, Suzy Pelovsky and Carol Hart. This year's Challenge challenged us to broaden our skills and spice up our entry with some added excitement by including at least two embellishments. The Challenge slideshow gave members the opportunity to read quiltmaker's statements while studying the full and detailed entry photos

prior to voting, which enriched our understanding of each creation. A future Guild notice will announce when the Challenge will be hung at an in-person meeting, where we can appreciate the actual entries. Thank you to all the members who participated and congratulations, again, to the winners!

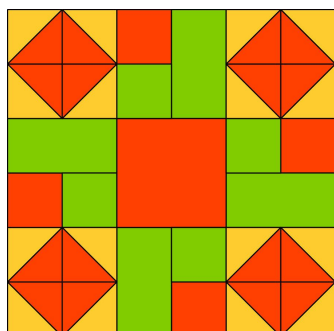


— 2020 Challenge Chair, Carol Hart

Block of the Month for October 2020

Rolling Gears

12 x 12" Block (12.5" x 12.5" Unfinished)



This block is called Rolling Gears! So get those gears rolling and make this a bright block. Get three fabrics, one plain and two different print fabrics.

Cutting

• **Orange:**

- Cut 8 - 2 7/8" Squares
- Cut 4 - 2 1/2" Squares
- Cut 1 - 4 1/2" Squares

• **Yellow:**

- Cut 8 - 2 7/8" Squares

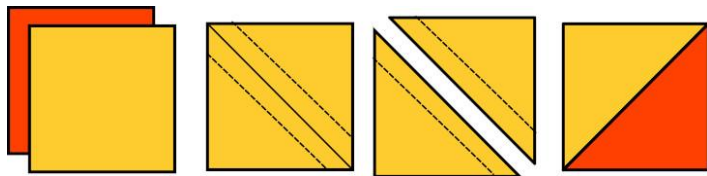
• **Green:**

- Cut 4 - 2 1/2" Squares
- Cut 4 - 2 1/2" x 4 1/2" Rectangles

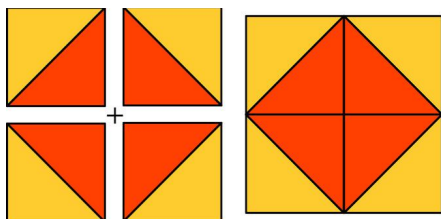
Assembly

For best results, please use scant 1/4" seams.

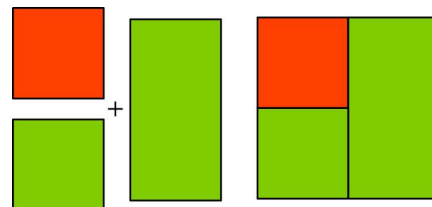
1. Make the Half-Square Triangles (HST):
Put the yellow 2 7/8" squares with orange 2 7/8" squares right sides together. Draw a line from corner to corner on the wrong side of the yellow fabric. Sew 1/4" on each side of the line. Cut on the line and press to dark. This will give you 2 HST. You will get eight HSTs.



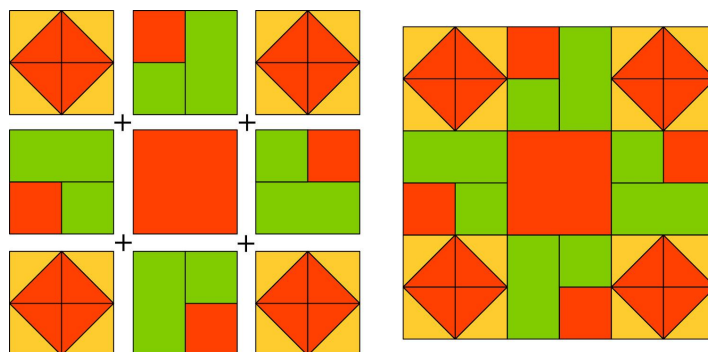
2. Following the diagram, sew four half square triangles together (Unit A).



3. Sew 2 1/2" orange and green squares together. Sew the rectangle to the side of these squares. Make 4 of these units (Unit B).




4. Lay out the blocks and rotate them to match the diagram. Sew three blocks together to make three rows then sew all rows together.



Please mail to Kika Hutchings 4861 3rd Street, Carpinteria, CA 93013
Questions? Please call Kika Hutchings 805-566-0045, or email at rjkika1938@gmail.com

Coastal Quilters Guild, Inc.



P.O. Box 6341
Santa Barbara, CA
93160
www.coastalquilters.org

Coastal Quilters Guild, Inc.

Coastal Quilters Guild of Santa Barbara and Goleta is a non-profit, educational and charitable organization. The purpose of the Guild is to educate its members about the history and preservation of the art form of quilting and its related topics; to learn new techniques and improve skills; and to inform the community at large about our quilt making heritage.

Guild Meetings are held on the second Thursday of each month at:

St. Andrew's Presbyterian Church
4575 Auhay, Santa Barbara, CA 93110

September Reminders

- **Guild Meeting (via Zoom), September 10 @ 7pm**
 - **Return September BOM to Kika by September 3**
 - **Workshop w/Susan Else, September 12**
 - **Board meeting (via Zoom), September 17 @ 2pm**
 - **Submit your articles for the Newsletter, September 20**
 - **Quilter's Coffee Break, September 25 @ 1pm**
 - **Return October BOM to Kika by October 5**
-