



Coast Lines

Coastal Quilters Guild of Santa Barbara & Goleta, California

Volume 32, Number 5, November 2020

Next Guild Meeting
November 12, 2020
@ 7 pm on Zoom

Guild Board Meeting
November 19, 2020
@ 6:30 pm on Zoom

Sew In Via Zoom
November 28
Details to follow

No Zoom Coffee Break
November or December

Questions? Or need to
change your address,
phone, and/or email,
please notify the Guild at
cqginfo@gmail.com

Newsletter articles
for December edition
due November 22nd
(send to cqgeditor@gmail.com)

November Speaker:

Tara Faughnan, Trunk Show

On November 12 at 7 pm via Zoom, we'll welcome award-winning quilter and teacher, Tara Faughnan as guest speaker at our general meeting. She is a professional free-lance textile designer and quilter living and working in Oakland, CA.



Tara will show us several of her colorful quilts, explain just what "Color Interaction" is and give us some pointers about "playing" with color, in other words, not being intimidated by it. Tara says it can be fun, intuitive, and a times, frustrating. Color interaction is the key that drives Tara. She likes to use simple geometry, complex color interaction, and find the line that exists somewhere between harmony and discordance.

November Workshop:

Tara Faughnan, "Color Interaction"

Saturday, November 14, 9 am – 4 pm, 1 hour - Lunch Break



Saturday's workshop will explore how colors play off one another and delve into the importance of value. Tara will start with a variety of quick exercises and move on to sewing small color studies that can be combined to make a larger quilt. Please check out her website at www.tarafaughnan.com. The supply list can be found on our program page of our website along with how to register www.coastalquilters.org/program.html.

President's Message



Once again, I would like to praise Susan Bullington Katz, our Program Director, along with all of the members who make our general meetings and coffee breaks so successful - Ranell Hansen, Bonnie Barber, Bee Saunders and Sam McIlraith. I admit to being dubious about online meetings and workshops at first, but have thoroughly enjoyed each and every one. The wonderful thing about the Zoom meetings is that we are not limited in the speakers we can "bring in" because we don't have to consider travel costs, which saves us greatly on the cost of our general meetings. As before, workshops are designed to pay for themselves with the enrollment fees for those classes. In a year when we are not able to hold our main fundraiser, the Quilt Show, these savings to the budget are crucial.

It has also been helpful, and greatly appreciated to have additional donations coming in. To date, we have received \$2,063 in additional donations sent along with membership renewals. If you make year-end contributions, please keep in mind that CQG is a 501(c)(3) organization, and thus donations are tax deductible. We have also sold or received donations for masks in the amount of \$3,441 since the project began.

Oh, and back to where I started - one of the other benefits of our Zoom meetings is having a "front row seat" to the presentation. Whether you are an

Coastal Quilters Guild Board

Guild President: Karen Pickford
Program Director: Susan Bullington Katz
Guild Treasurer: Marcia Greiten
Guild Recording Secretary: Mary Maxwell
Corresponding Secretary: Rochelle Schneider
Speaker Liaison: Pamela Holst & Patti Hunter
Workshop Coordinator: Diana Hamilton
Membership Coordinator: Sue Orfila
Parliamentarian: Sue Wuertz
Public Relations Coordinator: Nancy Butterfield

Committee Chairs

Block of the Month: Kika Hutchings
Challenge: VACANT
Coast Lines Distribution: Mary Ringer & Naomi Hicks
Coast Lines Editor: Shelly Dixon
Coast Lines Layout: Maria Dzreeva
Community Projects: Kathy Draine, Darilyn Kisch and Laura Perry
Door Prizes: VACANT
Library: Mary Faria & the Sew Much Fun Satellite group
Quilt Show Co-Chairs: Eileen Lewandowski & Nancy Butterfield
Opportunity Quilt: VACANT
Refreshments: Mary Wenzel
Satellite Group Coordinator: Isabel Downs
SCCQG Representative: Rosana Swing
Webmaster: Bonnie Barber
Welcome Committee: VACANT

active participant or a quiet observer (or somewhere in between) everyone has the best seat in the house. If you still have not joined our virtual meetings, please come to the next one. You won't regret it!

My best to all of you. Stay well!

— **President, Karen Pickford**

December Guild Meeting

Front Porch Holiday Quilt Show

December 10 at 7:00 pm via Zoom

Visit the [Guild website](#) for more information about this historical virtual Guild meeting. Submit your photo by December 1st.

Membership

Thanks to all the members who have picked up their directories! If you would like to pick up your directory from my porch or arrange to have it mailed, please email me at quiltnut@aol.com.

Welcome New Member!

Judy Lucas
Gaye Peltzman
Kris Southgate
Kerigan Ringer

— **Membership Coordinator, Sue Orfila**

Public Relations

Our Guild is an amazingly talented, generous organization and I want the world to know! I have been posting (and boasting) about our Guild and we are getting noticed. Please pass me news of your quilting/sewing activities, upcoming events and good news you want to share by sending me an email at news@coastalquilters.org.

— **Public Relations Coordinator, Nancy Butterfield**

Quilt Show

When we had to postpone the Quilt Show, preparations were well underway with every Quilt Committee Chair position filled. I will relaunch planning and preparations for the 2022 Harvest of Colors Quilt Show beginning in January 2021. I am excited to resume this project, possibly using some of the virtual tools we are all becoming so good at! Please consider chairing or joining a Quilt Show committee in the coming year. Keep making the stellar quilts for our next show and encouraging your fellow Guild members to join in.

— **Quilt Show Chair, Nancy Butterfield**

October Block of the Month Winner



Marcia Greiten won the nineteen October blocks called Rolling Gears. They are made of fabrics from member's stashes which makes the blocks very interesting. I can't wait to see them made up. Have fun!

— **Block of the Month Chair, Kika Hutchings**

Kids Can Quilt Exhibition

In support of this exhibition, we continue to offer beginner quilt kits purchased from the Quilt Alliance project kidsquilt.org with funds provided by the Kiwanis Club of Santa Barbara.

A limited number of kits are available FREE of charge. We ask that their parents complete the [registration form](#) in order to receive the kit. Once completed, we request young quilters loan their quilt to us for display during the coming school year. The string backpack is theirs to enjoy

Questions? Contact Nancy Butterfield or email at cqgshow@coastalquilterssb.org



Virtual Workshopes - WOW!


I'm a big fan of workshops and excited that the Guild can still provide this valuable learning tool virtually for now. We can even sign up and pay online at the [Guild website](#). Magic! One of the many FIRSTS implemented to keep us creating together.

Speaking of creating together....

On September 12, 15 members attended the Guild's **first virtual workshop** via Zoom with Malka Dubrawsky, quilt designer, fabric dyer, and fabric designer for Robert Kaufman. Members made blocks using the techniques in her "SHELTER" quilt pattern and the class was remarkably successful. The pattern was easy to download from her website, www.stitchindye.com and many members already had the suggested 'ombre' fabrics in their stash. Each member's blocks were unique and colorful. WOW!

"TRIAD HARMONY" our Guild's **second virtual workshop**, on October 12, with 19 attendees, was a rousing success! Our teacher and October speaker, Elizabeth Eastmond, was skillful and patient. Her Zoom session was well organized and instructions easy to follow. The first Saturday, everyone completed the design phase and many began stitching. Emails with questions during the week were quickly answered by Elizabeth. The second Saturday, we reviewed a slide show of each student's quilt and that is where the WOW comes in. No two were the same, each design was amazing. Photos from the workshop will be available on our website. Many were posted to Instagram and received glowing reviews. For more information about Elizabeth, visit her website opquilt.com or follow her on Facebook & Instagram [@occaisionalpiecequilt](#) or Pinterest [@opquilt](#).


— **Nancy Butterfield**



*Shelter Block by
Pat Masterson*



*Shelter Blocks by
Malka Dubrawsky*



*Triad Harmony by
Karen Pickford*



*Triad Harmony by
Nancy Butterfield*



Unity Shoppe Cradle Kit Donations

The cradles made by the Unity Shoppe wood-working volunteers are treasured by each child who receives one. Cradle Kits are one of the Guild's many Community Projects. In support of this project, our members created 166 quilted cradle kits that were delivered to the Unity Shoppe on October 7th by Darilyn Kisch and Kathy Draine. Thank you, CQG members!

This timely donation allows the shop to get cradles ready for the Holiday giving season, just around the corner. Thousands of children are invited to Santa's Toy Shoppe each year to shop with their families for Holiday Toys and warm clothing. We treasure this unique Santa Barbara community

asset that provides an exemplary, sustainable support system in times of need.



— **Public Relations Coordinator, Nancy Butterfield**

Community Projects

Remember the fabric shopping BBQ before quarantine and seeing all the eye candy of color, pattern and texture and the feel of fabric between your fingers? Ahh, the delight of decision making. We can make that happen again when you shop the locker! Fabric is \$5/yd. Masks are required and gloves are available. Contact Darilyn Kisch to make an appointment.

Several members have already enjoyed their shopping spree. See the pictures below.

What's next for Community Projects? PILLOW-CASES!! Standard size, made with cotton or flannel,

for all ages, will be donated to Transition House, Domestic Violence Solutions and Unity Shoppe. Look on the Guild website under the "community" tab for several patterns, including a Missouri Star video tutorial for the magic pillowcase pattern. Please wash the pillowcases before dropping them off at Darilyn's porch. A limited number of kits are available on the porch as well. Many thanks for all your donations. Keep them coming!

— **Community Projects,**
Kathy Draine, Darilyn Kisch, and Laura Perry



Locker Shopping
Diana Hamilton



Locker Shopping Edalee Keehn
and Barbara MacCallum

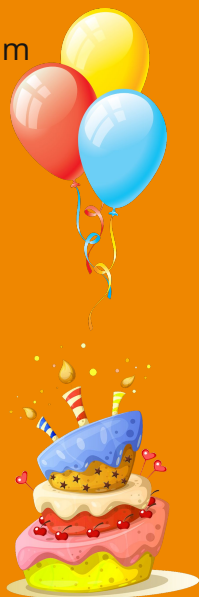


Locker Shopping
Julie Mock



November Birthdays

Annette Goena	November 6
Charleen Strebel	November 11
Barbara MacCallum	November 12
Ruth Campbell	November 14
Barbara Sutcliffe	November 15
Carole Kennedy	November 17
Priscilla Jacobs	November 18
Cay Donohoe	November 23
Lori Schiferl	November 24
Debbi Haeberle	November 25
Carolyn Rory	November 26
Clyda Seidel	November 27
Sherry Lafler	November 28
Margaret Siadal	November 29



Support your Guild with Axxess

The Guild is selling Axxess Memberships again this year as part of our fundraising activities. You might think you won't get your money's worth since many of the merchants are restaurants but don't forget you can use your card for take-out AND there are also opportunities for home maintenance, shopping, automotive repairs, fitness, pet supplies and many many more. And hopefully we will not be isolated for all of 2021!

Although the price is the same (\$40), there are several changes in the program:

- The Santa Barbara & Ventura books have been combined into one.
- The 2021 card will only be effective from January 2, 2021 to December 31, 2021. This means there



is no overlap and your 2020 card is good until December 31, 2020.

- There is actually no printed book. Merchant lists are available on the Axxess website and on the brand new mobile app. Good idea to delete the old mobile app and download the new one.

- To acquire your 2021 Axxess membership go to axxesscard.com/fundraiser. You designate Coastal Quilters toward the end of the signup process.

The Guild made over \$700 last year selling Axxess memberships -- we hope to do that well this year; we make \$13 on each. If you currently buy Axxess to support local schools or other non-profits for family or friends, we understand if you continue that support. For additional information, contact Sue Kadner at sgkadner@coastalquilterssb.org.

Road2CA Update



Road2CA 'in person' Quilt Show has been postponed to January 2022, so the organizers are putting together their virtual quilt show, "Road@Home". I encourage everyone to use this link roadtocalifornia.com for signing up for their newsletter as well as clicking on the "Road@Home" tab to read the details about their virtual quilt show. Below are the beginning details:

- **Time Frame** Make sure to mark your calendars for January 20-23, 2021 for Road@Home with Road@Home exclusive special event starting on January 18, 2021.

- **Vendors** Vendors are a big part of the Road experience! We will have vendors doing live demonstrations between set hours at Road@Home!

- **Lectures** and Professional Development Events We are excited to announce an innovative line up for lectures taught by our Road@Home Faculty! From color theory to quilting, we have you covered!

- **Quilt Gallery** We're proud to announce that

we will have quilts from past contests starting in 2004 in our new Road@Home Gallery! Take a walk down memory lane and revisit the last 16 years of Road to California contest quilts! Road@Home will feature an extensive Special Exhibit Gallery. We will be announcing more about the Special Exhibits later this year, so stay tuned!

- **Classes** Please, go to the Road2CA website; then, click the tab "Road@Home" for information about classes and registration.



Guild Members with Businesses

Grant House Sewing Machines

Grant House Sewing Machines is happily open (Monday through Friday from 10 am to 5:30 pm and Saturday from 10 am to 3:30 pm) to serve all your sewing needs! What should you expect when you come in? We want to protect you, and our staff, so please make sure you wear a mask. You will be asked to wash your hands after coming into the store and before you start browsing, and practice social distancing. What's new with us? Since our expansion, we have greatly increased the number of bolts of fabric in the store, adding lots of interesting patterns and prints. And there's more stuff coming in every day! By the end of 2020, we will have the full collection of Bella Solids. That will give you over 300 colors to choose from. We've even started posting on Facebook and Instagram to showcase new arrivals and inspiration. Please follow us on Instagram ([@granthousesewingmachines](https://www.instagram.com/granthousesewingmachines)) and on Facebook (grant house sewing machines) to stay up to date on the exciting things happening at the store.

Old Town Quilt Shop

Old Town Quilt Shop is open to the public Tuesday thru Saturday, 10 am to 4 pm. We are limiting the number of people in the shop at one time to 3, and require properly worn masks.


Our shop is also online, so you can shop from home at any time and either have the items shipped or pick up at the store.

(Continued on page 8)

Block of the Month for December 2020

Presents Under the Tree

12 x 12" Block (12.5" x 12.5" Unfinished)



This block is called Presents Under the Tree. My mother would take paper from the last years presents. She even ironed some of the paper.

Cutting

• **Green:**

- Cut 4 - 3 1/2" Squares
- Cut 2 - 2" x 3 1/2" Rectangles
- Cut 2 - 2" x 6 1/2" Rectangles

• **Brown:**

- Cut 1 - 3 1/2" Square

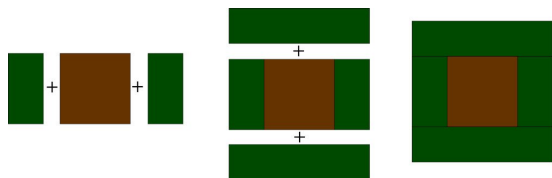
• **Many Christmas Colors:**

- Cut 8 - 3 1/2" Square


Assembly

For best results, please use scant 1/4" seams.

1. Sew the center of the block first. Sew a 2" by 3 1/2" green rectangle to the top and bottom of the brown square. Sew the 2" by 6 1/2" rectangle on the sides of the block you just made.

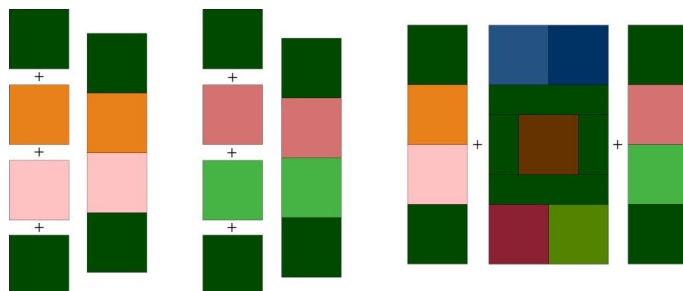


2. Sew two different colored 3 1/2" squares together twice, making two units.



3. Sew one of these units to the top of the center square and the other unit to the bottom of the center square.

4. Make a row of 4 squares. Begin with green then add two squares of bright colors and finish it with a green square. Make two of these units. Sew these units on each side of the center square.



5. Send this to me by November 30.

Please mail to Kika Hutchings 4861 3rd Street, Carpinteria, CA 93013

Questions? Please call Kika Hutchings 805-566-0045, or email at rjkika1938@gmail.com

(Continued from page 6)

In an effort to stay connected to our customers we do a live Facebook video every Wednesday at 5 pm where we feature new items in the shop and often do demos. If you don't use Facebook you can subscribe to our email list and we also send out a link to our YouTube channel with the video. In addition, our wonderful Clubhouse is open to groups of 10 maximum for sewing. Many of our customers have enjoyed getting together to sew with their friends, and we have enjoyed seeing them and their projects! We are hoping to be able to resume classes in some form next year. Check our website for the calendar and all the most up to date information at www.oldtownquiltshoporcutt.com.

Roxanne's, a Wish and a Dream

Roxanne's, A Wish and A Dream is currently closed to walk in customers. We do not have a date at his time for opening. There are many things to consider and we are thoughtfully working on a safe plan. When we feel it is safe for our customers and our employees we will do so. We are here in the shop Tuesday thru Saturday from 10 am-5 pm and are anxious to help you by phone, email or our walk up window in the front of our shop. We can send pictures by cell phone or email, and we are happy to bring fabrics to the door for your inspection. We all love what we do here and still love helping you with your creative projects.

Please watch our newsletters and our website for more information. If you haven't signed up for our newsletter, please do so at www.roxannequilts.com. We have also added new items to our webstore. Take a look!

The Creation Station Fabric & Quilt Shop

During the pandemic The Creation Station has been cleverly operating from the door. Our fabric has been on "rolling showroom carts", similar to picking out your favorite donut from a delectable display case. Our walk-up hours have been Monday-Friday 11 am - 4 pm at the door. However, during the last few weeks we have been making large internal renovations and we are anticipating reopening to walk-in traffic by the first of November. Once we are fully re-opened our hours will be Wednesday - Saturday 10 am - 5 pm, and Sunday 10 am - 4 pm. We will be closed Monday and Tuesday. We have been working hard, rearranging the shop to open up new areas and even cut a great big hole in the wall! We are very excited and looking forward to seeing all of your covered faces and show & tells.

Sadly, our retreats are currently still on hold until large gathering restrictions are loosened but we will keep all informed when the 2021 dates are available. Lastly, one of the biggest changes moving forward is that our long-time employee and Dawn's best friend Christine (with the pink hair) has moved out of state to begin the next journey in her life. She will be missed greatly and this leaves just Dawn as her awesome army of one with a little help from Patrick until life returns to normal. For those of you continuing to make masks, we still have a large supply of elastic options and plenty of fabric to choose from. We wish you all well and hope you are staying safe!

We hope to provide information on our other members' businesses in the next issue. Shop local!


— Sue Kadner



Coastal Quilters Guild, Inc.

Coastal Quilters Guild of Santa Barbara and Goleta is a non-profit, educational and charitable organization. The purpose of the Guild is to educate its members about the history and preservation of the art form of quilting and its related topics; to learn new techniques and improve skills; and to inform the community at large about our quilt making heritage.

Coastal Quilters Guild, Inc.



P.O. Box 6341
Santa Barbara, CA
93160
www.coastalquilters.org