



# Coast Lines

Coastal Quilters Guild of Santa Barbara & Goleta, California

Volume 32, Number 8, February 2021

**Next Guild Meeting**  
February 11, 2021  
7 pm on Zoom

**Workshop**  
February 12, 2021  
9 am - 3 pm on Zoom

**Board Meeting**  
February 18, 2021  
2 pm on Zoom

**Quilters Coffee Break**  
February 26, 2021  
1 pm on Zoom  
Spotlight on member  
Maria Dzreeva

**Next Month's Meeting**  
March 9, 2021  
7 pm on Zoom  
Speaker Rose Parr

**Postcard Workshop**  
March 20, 2021

**Questions?** Or need to  
change your address,  
phone, and/or email,  
please notify the Guild at  
[cqginfo@gmail.com](mailto:cqginfo@gmail.com)

Newsletter articles  
for March edition  
due February 21st  
(send to [cqgeditor@gmail.com](mailto:cqgeditor@gmail.com))

## February Speaker: Mel Beach "Free Motion Crea-TV and Reality"

**February 11, 2021 at 7 pm via Zoom**

We have a wonderful speaker in store for our February General Guild Meeting. Perhaps you have taken a class from Mel Beach, or read one of her articles in "Quilting Arts Magazine", seen one of her quilts at a show, or watched her on TV. I can't wait to see her at our next meeting—even if it is on Zoom and not in real life! Mel is going to share her love of free motion quilting as it relates to her "guilty pleasure" of watching reality television. She promises to give us myth busting tips and tricks for quilting on a domestic sewing machine and show some of her favorite tools and notions! You won't want to miss this humorous and inspirational presentation. You can learn more about Mel on her web page - [melbeachquilts.com](http://melbeachquilts.com) and on our own website: [www.coastalquilters.org/program.html](http://www.coastalquilters.org/program.html)



## February Workshop: "Modern Free-Motion Fillers and Fun!"

Do you love the look of modern quilts but unsure how best to quilt all that negative space? In this workshop, Mel Beach will share her favorite mark-free, modern quilting motifs and simple changes to each design will be explored. This is a super-fun, low-stress workshop that is perfect for quilters who are new to free-motion, as well as those looking to add new modern designs to their quilting repertoire. Mel promises you'll leave with new design ideas, tips and tricks for free motion quilting success, and the confidence to add beautiful modern quilted texture to your modern (and not so modern) quilt tops! Check the website for the supply list [workshops@coastalquilterssb.org](mailto:workshops@coastalquilterssb.org). The workshop fee is \$50.00 and you can pay via PayPal or by Check. Hope to see you there!

Mel has a short video about taking classes with her posted on her [YouTube channel](#).

## President's Message

It's hard to believe we are already a month into 2021. Where does the time fly?

I'm looking forward to February. Mel Beach, who was instrumental in helping us make the move to virtual meetings, will be our speaker and workshop teacher. I don't know about you, but I can always use more help with machine quilting. I have LOTS of unfinished projects. I hope you will sign up for her workshop, if you haven't already done so.



At our January Board meeting, your executive board voted to allow three board positions to be extended for an additional year due to the complications presented by Covid19. The three positions selected are Programs Director, Treasurer and Membership Coordinator. Anyone interested in these positions would be welcome to be an assistant and learn the positions, with the idea of taking the positions in the following term. Everyone is encouraged to consider taking a position on the board or as a committee leader. Our Guild is successful due to the work of many people taking small rolls. Please consider what you are able to do for our Guild.

I had expected the president's position to be one of the ones extended for a year, but due to recent changes in my personal life, I am unable to make that commitment. My son and I have decided to move back to my home state of Texas in the coming months. I expect to complete my current term in June. It has been an honor to serve as Guild president and I encourage volunteers to step in for the next term. In many ways, the position of president is easier than others. I feel that I am conducting the orchestra, but others are playing the instruments.

I look forward to seeing you at upcoming meetings and workshops. Have a great February!

— **President, Karen Pickford**

## Coastal Quilters Guild Board

**Guild President:** Karen Pickford  
**Program Director:** Susan Bullington Katz  
**Guild Treasurer:** Marcia Greiten  
**Guild Recording Secretary:** Mary Maxwell  
**Corresponding Secretary:** Rochelle Schneider  
**Speaker Liaison:** Pamela Holst & Patti Hunter  
**Workshop Coordinator:** Diana Hamilton  
**Membership Coordinator:** Sue Orfila  
**Parliamentarian:** Sue Wuertz  
**Public Relations Coordinator:** Nancy Butterfield

## Committee Chairs

**Block of the Month:** Kika Hutchings  
**Challenge:** Bee Saunders and Pat Masterson  
**Coast Lines Distribution:** Mary Ringer & Naomi Hicks  
**Coast Lines Editor:** Tami Knudson  
**Coast Lines Layout:** Maria Dzreeva  
**Community Projects:** Kathy Draine, Darilyn Kisch and Laura Perry  
**Door Prizes:** VACANT  
**Library:** Mary Faria & the Sew Much Fun Satellite group  
**Quilt Show Co-Chairs:** Eileen Lewandowski & Nancy Butterfield  
**Opportunity Quilt:** VACANT  
**Refreshments:** Mary Wenzel  
**Satellite Group Coordinator:** Isabel Downs  
**SCCQG Representative:** Rosana Swing  
**Webmaster:** Bonnie Barber  
**Welcome Committee:** VACANT

## Membership News

Please welcome new members:

- Vicky Davis
- Michele Bonnet

— **Membership Coordinator, Sue Orfila**



## March 20th Workshop on National Quilting Day!

The Quilt Alliance ([Quiltalliance.org](http://Quiltalliance.org)) and the National Quilt Museum are proud to be the coordinators of activities on this special day! Check their web page for fun and meaningful ideas for celebrating National Quilting Day to honor and promote quilting!

The Guild will celebrate by holding a Sew-in Zoom workshop on March 20 featuring Quilted Postcards led by Sam McIlraith and Nancy Butterfield. Details in the March Newsletter. Check out a Sneak Peek of samples and don't forget to mark this date on your calendar.



— **Public Relations Coordinator, Nancy Butterfield**

## Community Projects

The locker remains closed until common sense allows us to open again. We will continue to sell fabric from the locker at that time. Remember, we are always available to cut and deliver batting - just give us a call.

The most needed items are great stash buster - fidget quilts. They don't need to be elaborate or large. Just a few goodies/embellishments on a quilt that fits in a lap to keep hands and minds busy. Other requested projects include placemats and pillowcases.

Kits for placemats and really cute panels with backing are available on Darilyn's front porch.

As many of you are aware, long-time Guild member Carol Barringer passed away in January. It was her wish that the Guild receive her quilt/crafting supplies - which are extensive! Currently these are being safely stored and readied for a sale that will benefit the Guild and Carol's estate. Stay tuned.

— **Community Projects,  
Kathy Draine, Darilyn Kisch, and Laura Perry**

## Introducing "The Great 2021 Scavenger Hunt"

It's time once again for the Coastal Quilters Guild annual challenge!

Pat Masterson and Bee Saunders have teamed up to devise this year's Challenge. The collaboration took some time to finesse but the idea is to make a Scavenger Hunt Quilt. The requirement is to include a minimum of FIVE of the items on the list below, though you're encouraged to include more, and there will be an additional prize for entrants including the full set!

The twenty-one scavenger items are:

- **button**
- **flower**
- **star**
- **key**
- **eye**
- **feather**
- **bow**
- **vehicle**
- **light**
- **basket**
- **person**
- **tree**
- **bee**
- **flavor**
- **jewel**
- **money**
- **time**
- **a word**
- **bat**
- **wrench**
- **flag**


The scavenger items may be; a traditional quilt block, part of the fabric design, a collage, applique, a quilted motif, or an embellishment. They may be tiny or huge. You can be as literal (or not) as you like... Some words (deliberately) have more than one meaning. We really encourage you to BE CREATIVE!

Every member is encouraged to make one entry (with a maximum perimeter of 120"), and we really want them to be debut quilts only. There will be more details and reminders in the coming months, but to give you plenty of advance notice, we will need photos and entry forms by the May meeting. Viewing and voting will be via the Guild website, and the reveal and results will be at the June meeting.

More details, including submission dates, can be found on the Guild website.

**Questions?** Please ask Bee Saunders or Pat Masterson (contact details are in the Guild handbook).

## January 2021 BOM Winner



Congratulations to Margaret Kocimski who won 22 blocks of the January Block named Confetti! This is another pretty block. Thank you to all of you who made this a successful quilt. I can't wait to see this

finished.

— **Block of the Month Chair, Kika Hutchings**

## KidsCanQuilt Exhibition

In support of this exhibition, we continue to offer beginner quilt kits purchased from the Quilt Alliance project [kidsquilt.org](http://kidsquilt.org) with funds provided by the Kiwanis Club of Santa Barbara.

A limited number of kits are available FREE of charge. We ask that their parents complete the [registration form](#) in order to receive the kit. Once completed, we request they loan their quilt to us for display during the coming school year. The string backpack is theirs to enjoy.



**Questions?** Contact Nancy Butterfield or email [cqgshow@coastalquilterssb.org](mailto:cqgshow@coastalquilterssb.org)

## Upcoming Guild Board and Committee Nominations

As we embark on 2021, we are still facing plenty of extraordinary challenges as individuals and as Guild members. It is heartwarming to see our membership rise to these challenges, meeting and exceeding every expectation set. Continued success requires committed members with good-hearted leadership. That's where you, our members, come in!

## February Birthdays

|                 |             |
|-----------------|-------------|
| Isabel Downs    | February 2  |
| Julie Mock      | February 7  |
| Paige Moore     | February 8  |
| Penny Valentine | February 11 |
| Mary Faria      | February 15 |
| Lucy Stephenson | February 18 |
| Polly Matsuoka  | February 19 |
| Barb Admans     | February 20 |
| Betty Kelley    | February 24 |
| Liz Turner      | February 24 |
| Joan Buss       | February 26 |
| Suzy Pelovsky   | February 29 |



Please consider joining our board or serving as a Committee Chair this year. We will be electing members to fill EIGHT of the TEN Board positions at our annual meeting in May, so we are getting the word out.

Below is a list of positions available along with a brief description of the duties involved. All of these positions are allowed to enlist other members to help with the duties, lightening the load. The Buddy system is highly encouraged! The average weekly time commitment for most is just two hours, roughly eight hours a month.

### Available Board Positions:

- **President (Officer):** The Guild's chief executive officer, presides over Guild meetings and Board meetings.
- **Recording Secretary (Officer):** Records minutes at General and Board meetings.
- **Treasurer (Officer):** Maintain and report on financial records of the Guild.
- **Corresponding Secretary:** Conducts Guild correspondence
- **Membership Coordinator:** Maintains and distributes membership records, collects dues, takes attendance at meetings.

• **Parliamentarian:** Maintains order at Board meetings according to Robert's Rules of Order, Chairs nominating committee and conducts Guild elections at the annual meeting.

• **Program Director:** Arranges for program speakers and workshops for the future year.

• **Speaker Liaison:** Publicizes upcoming speaker programs and workshops to the Guild. Coordinates speaker hospitality, facilitates speaker programs, and introduces speaker at meetings.

#### NEXT YEAR:

• **Workshop Coordinator:** Coordinates all organizational aspects of Guild Workshops, including sign ups, fee collection, set up and take down, facility arrangements. *Incumbent:* Diana Hamilton, second year.

• **Public Relations Coordinator:** Publicizes Guild events and activities to the media and general public. *Incumbent:* Nancy Butterfield, second year.

#### Available Committee Chairs for 2021-22

• **Challenge:** [ VACANT ]

• **Coast Lines Editor:** [ VACANT ]

• **Community Projects:** [ VACANT ]

Please contact Sue Wuertz, Parliamentarian or Nancy Butterfield via email [election@coastalquilterssb.org](mailto:election@coastalquilterssb.org) to add your name to the ballot for one of these positions.

## Letter from the Editor

Friends, it has become obvious to me that I have big shoes to fill with Shelly leaving this post but I am really happy to give it a try and be your new editor. I am relatively new to the Guild, but I am not new to quilting. I made my first quilt in 1992 after taking a class at a local quilt shop in Bozeman Montana. I remember the moment I walked into the shop and the mag-



nitude of inspiration the quilts and fabric gave me. I knew I'd love this hobby and I immersed myself in taking classes and developing this new skill. I took a break in 2009 when I had my first baby and all my quilting got put in a closet until she moved into her big girl room in the spring of 2018 when her old room became my new quilting room. I pulled out all my old fabrics and unfinished works and rediscovered my love of quilting design. This hobby has literally sustained me during the pandemic months and I'm not sure how I would have survived without it. Some fun facts about me:

- I joined the Guild in December 2019.
  - I have a masters degree in Materials Engineering (not fabric, but chemistry).
  - I have a full time job as an Engineering Manager.
  - I have 2 girls ages 9 and 11.
  - My favorite color is the vibrant magenta you can find on fuschia flower blooms. My agreement with the hubs is that when I see this color I get to buy it, no questions asked.
  - I have 9 sewing machines, they all have names, and I use them all!
  - I do not have an embroidery machine but that is next on my list. I'll take recommendations if you have them.
  - I have 17 unfinished quilt tops and an equal or greater amount of Quilts in Progress works.
  - I would love to find a quilting mentor! I have so many ideas but need help with how to make them work!
  - I have a personal goal of entering a quilt into a quilt show but this idea is still very terrifying to me, perhaps in a few years...
  - This fall, assuming life and travel can resume, I plan to do a roadtrip with my Mother to Hamilton Missouri which is very near to where she grew up. My love of sewing and quilting came from her and we both want to explore Hamilton together.
- I am truly excited to take on this editor role. This is something I've never done before and I welcome any and all suggestions! Happy Quilting!

— **Coast Lines Acting Editor, Tami Knudson**

## January 2021 Workshop

On Saturday January 16th, sixteen participated in Sam Hunter's workshop and were guided on how to create a design around a "word".

This workshop explored how to create a design around a word. Topics covered included design choices like size, color, and lettering styles. As you can see from the photos some wonderful quilts were created as well as sharing some very positive experiences in our virtual world. Sharing some quotes:

### **Patty Latourell:**

"Finished my word from Saturdays zoom class Coastal Quilters Guild with Sam Hunter. Not exactly what I had planned but I did quilt words of inspiration and ideas in the quilt stitching."



### **Pat Masterson:**

"I took an intensive workshop on Wednesday and was still working on it and did not adequately prepare for the Saturday workshop-it was not what I had expected or anticipated when I signed up for it. I did a word just to stay involved but others did some very clever and wonderful things. I realized afterwards I should never sign up for two workshops close together. Lesson learned!"

### **Marcia Greiten:**

"I loved watching the development of other projects and learned a lot from both the comments and the variety of approaches. Sam Hunter was a good facilitator after the initial scope advice. But the best part was listening to the chatter and learning more about fellow Guild participants."



### **Patti Hunter:**

"This was my first workshop in the Zoom setting, and the first quilt work I'd done since I broke my right arm in July. Although my wrist gave out before the end of the workshop, I thoroughly enjoyed working in the Zoom format. Early in the workshop, there was about an hour of silence as we were all working in our private setting, but once someone broke the ice, the conversations began. Although not as satisfying as the live workshops, it was the next best thing, and I totally enjoyed the stimulation and friendship. I highly recommend that others take the Zoom workshops. This one worked very well."

### **Susan Bullington-Katz:**

"One of the great things about the Sam Hunter workshop was watching everyone's project develop as they worked on them. In the introductory video that Sam had sent to workshop participants, she had asked us to be thinking about our word (or, in some cases, phrase). So we started out the workshop sharing some thoughts about how we might start. She had provided a lot of sources for lettering styles, fonts, etc. Did we want to paper piece it? Fuse it? Then we had all sorts of other decisions to make. Sam did a great job taking our projects and using them to illustrate the considerations we might have, and by the end of the workshop, a lot of members were well on their way. I was really happy with the results of my project and I think a lot of the others were happy with theirs, too."

### **Virg Rojas:**

"I absolutely loved the workshop. Sam Hunter was very informative, supportive and gave us a lot of individual attention. I learned a lot from Sam as she provided feedback to each member. I am a very new member and felt welcomed by the Guild. It was even nurturing! I've attached my beginning project."




**NOTE:** If you haven't attended a Zoom workshop yet, maybe it's time!!

# Block of the Month for March 2021

## Rocky Road Through 2021

12 x 12" Block (12.5" x 12.5" Unfinished)



*Let's make this block out of two shades of green and white. We are still traveling a rocky road of uncertainties.*

### Cutting

• **White:**  
Cut 14 - 2 1/2" Squares  
Cut 2 - 2 7/8" Squares

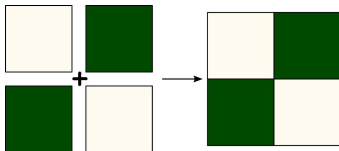
• **Dark Green:**  
Cut 10 - 2 1/2" Squares  
Cut 2 - 2 7/8" Squares

• **Light Green:**  
Cut 2 - 4 7/8" Squares

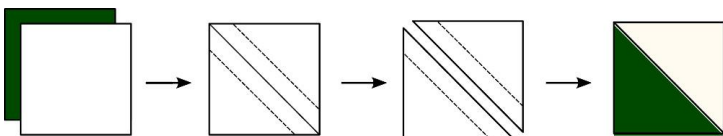
### Assembly

*For best results, please use scant 1/4" seams.*

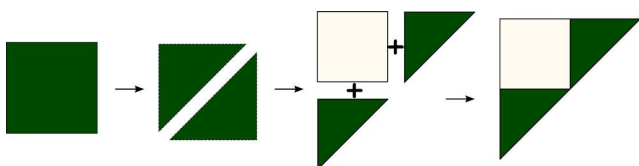
1. Make 3 four patches with dark green and white squares.



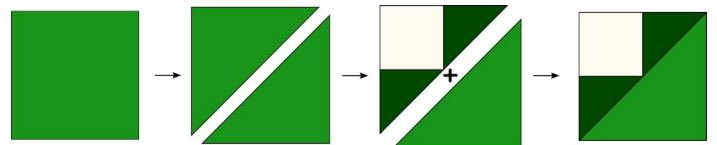
2. Make four half square triangles with the dark green and white.



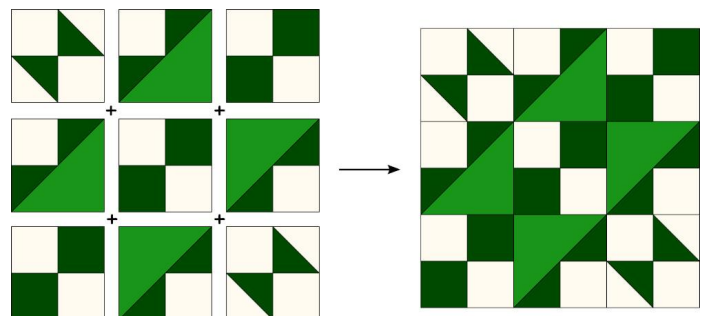
3. Cut a 2 1/2" dark green square in half and sew them on two sides of a white square.



4. Cut the 4 7/8" light green square in half and sew it to the unit you just made. Make four of these.



5. Sew these together in three rows.



6. Please send this to me by **March 8, 2021.**

**Please mail to Kika Hutchings 4861 3rd Street, Carpinteria, CA 93013**


**Questions?** Please call Kika Hutchings 805-566-0045, or email at [rjkika1938@gmail.com](mailto:rjkika1938@gmail.com)



## Coastal Quilters Guild, Inc.

*Coastal Quilters Guild of Santa Barbara and Goleta is a non-profit, educational and charitable organization. The purpose of the Guild is to educate its members about the history and preservation of the art form of quilting and its related topics; to learn new techniques and improve skills; and to inform the community at large about our quilt making heritage.*

## Coastal Quilters Guild, Inc.



P.O. Box 6341  
Santa Barbara, CA  
93160

[www.coastalquilters.org](http://www.coastalquilters.org)