

# Coast Lines

Coastal Quilters Guild of Santa Barbara & Goleta, California

Volume 32, Number 9, March 2021

## Next Guild Meeting

March 11, 2021  
at 7 pm on Zoom

## Board meeting (via Zoom)

March 18, 2021  
at 2 pm on Zoom

## Workshop Quilted Postcards

March 20, 2021  
9 am - 3 pm on Zoom

## Quilters' Coffee Break

March 26, 2021  
at 1 pm on Zoom  
Spotlite on Community  
Projects

## Next Month's Meeting

April 8, 2021  
at 7 pm on Zoom  
Christina Cameli

**Questions?** Or need to  
change your address,  
phone, and/or email,  
please notify the Guild at  
[cqginfo@gmail.com](mailto:cqginfo@gmail.com)

Newsletter articles  
for April edition  
due March 21st  
(send to [cqgeditor@gmail.com](mailto:cqgeditor@gmail.com))

## March Speaker: Rose Parr

### "Sew Smart: The Ergonomics of Healthy Quilting"

*March 11, 2021 Guild Meeting 7 pm via Zoom*

Whether you are sewing on a domestic or a longarm machine, quilting can be a real pain in the neck! Rose Parr has been sewing for over 40 years, quilting for more than 30 years, and a Personal Trainer since 1995. In addition, she holds certifications in Ergonomics, Nutrition, Arthritis, and Old Adult Training. Healthy quilting includes the ergonomics of sewing, pressing, cutting, free motion quilting and longarm quilting; stretches designed for "quilters neck", sore shoulders, lower backache, carpal tunnel syndrome prevention, the importance of drinking water, moving our bodies, and other tips so we can sew smart to sew long!



SEW      STAND      STRETCH      REPEAT

## National Quilting Day



Saturday, March 20, 2021, from 9 am-3 pm, Sam McIlraith and Nancy Butterfield will be hosting a workshop via Zoom to kick off a new Guild fundraising activity. Members will be making Quilted Postcards to be sold at future events. We are hoping that each member will make a minimum of five postcards. We will begin the workshop at 9 am with an instructional slide show then group sewing. We will repeat the slide show after lunch at 1 pm, followed by group sewing until 3 pm.

*(Continued on page 3)*

## President's Message

If you read my article in last month's newsletter, you are aware that I am in the process of packing and moving. After living here for 38+ years, I'm finding it to be an enormous challenge. I have a very small sewing room, but it's amazing what I have been able to cram into the space over the years.



I'm not sure whether to be proud of my "stash" or embarrassed by it. So far, I've taken more than a car load to donate to Community Projects for their upcoming sale - and I have at least another load to take soon. But my "excess" will hopefully benefit many of my fellow members when they discover it at the sale. And the proceeds will help fund the Guild until we can hold the quilt show in 2022. I will also have some items to sell myself, and have listed them elsewhere in this newsletter.

I hope you are enjoying our programs and workshops as much as I am. I've learned a lot and been inspired by all of our wonderful teachers. As always, I have to thank our wonderful "tech team" who have made our Zoom meetings possible - Susan Katz, Bonnie Barber, Ranelle Hansen, Bee Saunders and Sam McIlraith, our hats are off to all of you. For those of you who have not yet taken part in our Zoom meetings and workshops, I encourage you to jump right in and join the fun.

The Election Committee is moving right ahead with filling the slate of officers for our upcoming election in May. Being part of the CQG Board (and this was my first time as a Board member) has been very rewarding - and not really all that time-consuming. As I've told many people, the job of the president is to conduct the orchestra while all of the other officers and chairpeople are playing the instruments. I encourage you to find a spot on the Board or as a Committee chair that works for you - and bring along an assistant if you wish.

We have been fortunate to have lots of guests attending our general meetings and coffee breaks. At the February Board meeting, we voted to reinstate

## Coastal Quilters Guild Board

**Guild President:** Karen Pickford  
**Program Director:** Susan Bullington Katz  
**Guild Treasurer:** Marcia Greiten  
**Guild Recording Secretary:** Mary Maxwell  
**Corresponding Secretary:** Rochelle Schneider  
**Speaker Liaison:** Pamela Holst & Patti Hunter  
**Workshop Coordinator:** Diana Hamilton  
**Membership Coordinator:** Sue Orfila  
**Parliamentarian:** Sue Wuertz  
**Public Relations Coordinator:** Nancy Butterfield

## Committee Chairs

**Block of the Month:** Kika Hutchings  
**Challenge:** Bee Saunders and Pat Masterson  
**Coast Lines Distribution:** Mary Ringer & Naomi Hicks  
**Coast Lines Editor:** Tami Knudson  
**Coast Lines Layout:** Maria Dzreeva  
**Community Projects:** Kathy Draine, Darilyn Kisch and Laura Perry  
**Door Prizes:** VACANT  
**Library:** Mary Faria & the Sew Much Fun Satellite group  
**Quilt Show Co-Chairs:** Eileen Lewandowski & Nancy Butterfield  
**Opportunity Quilt:** VACANT  
**Refreshments:** Mary Wenzel  
**Satellite Group Coordinator:** Isabel Downs  
**SCCQG Representative:** Rosana Swing  
**Webmaster:** Bonnie Barber  
**Welcome Committee:** VACANT

the charge for guests at our general meetings (coffee breaks will still be free.) The new charge will be \$10 and will begin as soon as our webmaster, Bonnie Barber, is able to configure the transaction on the website. We are also working on a procedure for members to use their free guest passes for their friends. We will keep you posted on this item.

Well, now I'd better get back to my packing. With any luck, I should have my sewing room cleaned out soon. I hope to see you all soon at one of our meetings.

— **President, Karen Pickford**

(Continued from page 1)

Information:

- The workshop is limited to Guild members.
- The Supply List is available on the Program Page of the Guild's website.
- Workshop participants who sign up by March 15 will be provided the base material, Peltex 72F double sided fusible, pre-cut to 4"x6" postcard size. (Instructions for how to get your Peltex will be emailed to you.)
- The number of pieces of Peltex issued will be approximately 5/member.
- An instructional slide show will be posted on the Guild website after the workshop.
- This workshop is FREE. To sign up, send an email to [workshops@coastalquilterssb.org](mailto:workshops@coastalquilterssb.org). Please put POSTCARD WORKSHOP on the SUBJECT line.

## Upcoming Guild Board and Committee Nominations

Our continued success as the renowned Guild we have been for over 30 years requires committed members with good-hearted leadership. We are grateful and happy to report that some members have stepped up to add their names to the ballot. We still need more help.

Please consider joining our Board or serving as a Committee Chair. The Board election will take place at our annual meeting coming up in May. If you can't step in, maybe you know someone who could. Please ask them!!

Below is a list of positions available along with a brief description of the duties involved. All board members are allowed to enlist other members to help with the duties, lightening the load. The Buddy system is highly encouraged! The average weekly time commitment for most is just two hours, roughly eight hours a month.

### Available Board Positions

**Recording Secretary (Officer):** Records minutes at General and Board meetings.

**Speaker Liaison:** Publicizes upcoming speaker programs and workshops to the Guild. Coordinates speaker hospitality, facilitates speaker programs, and introduces the speaker at Guild meetings.

**President (Officer):** The Guild's chief executive officer, presides over Guild meetings and Board meetings.

**Corresponding Secretary:** Conducts Guild correspondence

**Parliamentarian:** Maintains order at Board meetings according to Robert's Rules of Order, Chairs nominating committee and conducts Guild elections at the annual meeting.

**Membership Coordinator:** Maintains and distributes membership records, collects dues, takes attendance at meetings. *Incumbent:* Sue Orfila Third term allowed by Board vote. Incumbent running.

**Program Director:** Arranges for program speakers and workshops for the future year. *Incumbent:* Susan Bullington Katz Third term allowed by Board vote. Incumbent running.

**Treasurer (Officer):** Maintain and report on financial records of the Guild. Incumbent: Marcia Greiten Third term allowed by Board vote. *Incumbent* running.

**Workshop Coordinator:** Coordinates all organizational aspects of Guild Workshops, including sign ups, fee collection, set up and take down, facility arrangements. *Incumbent:* Diana Hamilton, on ballot to run for a second year.

**Public Relations Coordinator:** Publicizes Guild events and activities to the media and general public. *Incumbent:* Nancy Butterfield, on ballot to run for a second year.

### Available Committee Chairs for 2021-22

**Challenge:** [ VACANT ]

**Coast Lines Editor:** [ VACANT ]

**Community Projects:** [ VACANT ]

Please contact Sue Wuertz, Parliamentarian or Nancy Butterfield via email [election@coastalquilterssb.org](mailto:election@coastalquilterssb.org) to add your name to the ballot for one of these positions.



## Challenge Quilt

### “The Great 2021 Scavenger Hunt”

Hopefully by now you know what’s going on with the Guild Challenge for this year. Perhaps you’ve already finished, or at least started getting ideas and designs together. I know I’ll be making one, but haven’t got very far at all in my creative thinking. Fortunately we still have several months to pull it all together!

As a reminder, the requirement is to include a minimum of FIVE (but hopefully a lot more!) of the items on the list below. And to clarify, the items must be visible on the front - no hiding them on the back please!

The twenty-one scavenger items are:

- **button**
- **flower**
- **star**
- **key**
- **eye**
- **feather**
- **bow**
- **vehicle**
- **light**
- **basket**
- **person**
- **tree**
- **bee**
- **flavor**
- **jewel**
- **money**
- **time**
- **a word**
- **bat**
- **wrench**
- **flag**

The scavenger items may be: a traditional quilt block, part of the fabric design, a collage, applique, a quilted motif, or an embellishment. They may be tiny or huge. You can be as literal (or not) as you like... Some words (deliberately) have multiple meanings. BE CREATIVE!

Every member is encouraged to make one entry (with a maximum perimeter of 120”), and we want them to be debut quilts only. We will need photos and entry forms by the May meeting. Viewing and voting will be via the Guild website, and the reveal and results will be at the June meeting.

**Questions?** Please ask Bee Saunders or Pat Master-son (contact details are in the Guild handbook).

— **Bee Saunders**

## Community Projects

Need a little inspiration? Check out the 100 stash-busting placemats made by Edalee Keehn. She used small leftover scraps, pieced batting scraps and an enveloping technique to make these quick and easy delights. Like potato chips, you can’t stop with just one!



**NO FOOLING!**

The locker will re-open for “business” on April 1st. Appointments are required and are limited so contact Darilyn now to get on the list. As BC (before COVID) you may bring one guest, fabric is sold at \$5 per yard, there is a two hour time limit, and masks are required.

— **Community Projects, Kathy Draine, Darilyn Kisch, and Laura Perry**

## Membership News

Please welcome new members:

- Sharon Beach
- Marcia Degner



— **Membership Coordinator, Sue Orfila**

## March Birthdays

Barb Postma	March 2
Rosana Swing	March 2
Karen Barksdale	March 3
Ann Picker	March 3
Kris Muller	March 5
Alicia Bonnette	March 5
Joan Watts	March 8
Barbara LaPlante	March 12
Mary Maxwell	March 13
Diane Moore	March 22
Elizabeth Jenquin	March 26
Kristin Ingalls	March 29



## February BOM Winner



Congratulations to Marcia Grieten who won 17 heart blocks in the February BOM. There were so many pretty colors. Thank you to all who participated.

— **Block of the Month Chair, Kika Hutchings**

## Axxess Books

Seventeen Guild members purchased Axxess memberships and we made approximately \$210. We still encourage members to acquire a membership but we will not be actively pushing the sales. If you do decide to acquire one, we would appreciate your designating the Guild as your non-profit of choice.

— **Sue Kadner**

## February Workshop: Free Motion Fillers with Mel Beach

This Zoom workshop was described as one for those who love the look of modern quilts but unsure how best to quilt all that negative space. It was definitely that and so much more! Mel shared her favorite mark-free, modern quilting motifs involving C-curves, loop de loops, zig zags, and door beads.



We explored how simple changes to each of the designs will yield all new filler designs. It was a low-stress and super fun workshop, perfect for quilters who are new to free-motion quilting, as well as those looking to add new modern designs to their quilting repertoire. The workshop provided us with new design ideas, tips and tricks for FMQ success, and the confidence to add beautiful quilted texture to all of our quilt projects.

An important takeaway is that daily practice leads to consistent results. Check out the "15 Minutes A Day" sample made by Bee Saunders.



## In Memoriam: Carol Barringer

During the last few months, we have had four long-time Guild members pass away, Nancy King, Carol Barringer, Dee Johnson and Harriet Berk, and the Guild's condolences have been sent to the families. An article about Nancy King was in our December Newsletter. In this issue we are going to tell a bit more about Carol Barringer. Future issues will have articles about Dee and Harriet.



*Carol Barringer*

Carol E. Barringer, longtime resident of Santa Barbara and Goleta, and formerly of New Hampshire, passed away on January 8, 2021, due to complications of long-standing health issues. She was 71 years old. Carol was a veteran of the US Marine Corps; a respected writer and researcher on the effects of severe childhood abuse; and a survivor who led with her immense strength, as well as her easy laugh and quick sense of humor. Carol was also an accomplished quilter and doll maker.

She had many roles during decades of membership in the Guild, going back as far as the late 1990's when she was head of the Community Quilts Committee, something she was always involved with during most of her tenure with the Guild; she also helped with organizing quilt shows and running the library.

Starting in 2015-2016, Carol initiated and co-lead the first 3 years of our Veterans Quilt Project, in which our members make patriotically-themed quilts, which are presented to local veterans in hospice in special ceremonies arranged in collaboration with the Visiting Nurses Association (VNA) and area veterans. Fittingly, on January 7, 2021 Guild member Rochelle Schneider presented Carol with a beautiful Marine Corps themed quilt during her VNA pinning ceremony at Serenity House. The particular quilt given to Carol was donated by Linda Boynton de Sepulveda, who took over the Veterans Quilt Project from Carol. Per Rochelle, Carol was quite touched that her quilt came from Linda.

One story we received from Michelle Garbarino: "A couple of years ago I went to Carol's apartment to deliver some containers full of fabric that had been donated to the Guild ... when I entered the apartment I was awed by what looked like a fabric store with a work room ... and not much room to walk around ... I said "well, one thing you can't do is invite people over for dinner" and we both laughed ... I had to leave the donated containers out by her front door until later ... when she could somehow make room for them inside ..."

Carol requested that all of her quilting supplies and material be donated to the Guild. Our Community Projects Committee has taken possession of these items and is in the process of sorting through everything. A sale of Carol's donations will be held in the next few months with the proceeds benefiting the Guild.

If you are interested in seeing more of Carol's works, there is a wonderful gallery of Carol's work on Facebook page:

[www.facebook.com/groups/430543914812483](https://www.facebook.com/groups/430543914812483).


— Sue Kadner

## Upcoming Quilt Shows

### Antelope Valley Quilt Association

### 2021 Quilt Show

May 15-16, 2021



#### Antelope Valley Fairgrounds

Van Dam Pavilion

2551 West Avenue H

Lancaster, CA 93536

For more details go to [www.avqa.org](http://www.avqa.org)



## Road@Home May

May 21-23, 2021



ROAD@HOME

General registration opens in March.

For more details go to [www.roadtocalifornia.com](http://www.roadtocalifornia.com)

It's Sew Road is a weekly, one-hour talk show hosted by Road to California's Owner, Matt Reese, and Quilt Personality, Linda Hahn. For more details go to:

[www.road2ca.com/blog/home](http://www.road2ca.com/blog/home)



## Road to California 2022

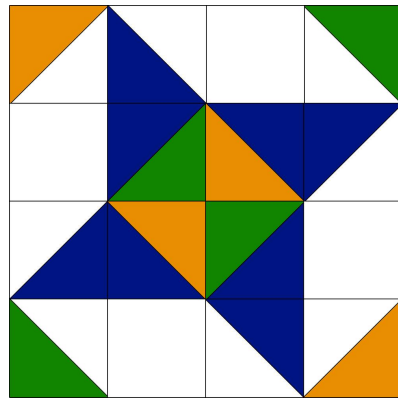
January 19-22, 2022



# Block of the Month for April 2021

## Rain Dance

12 x 12" Block (12.5" x 12.5" Unfinished)



*Let's hope that this block will bring some rain so we will have some flowers in May. Pick 3 colors and white.*

### Cutting

• **White:**

Cut 4 - 3 1/2" Squares  
Cut 4 - 3 7/8" Squares

• **3 colors:**


Cut 2 Green - 3 7/8" Squares  
Cut 4 Blue - 3 7/8" Squares  
Cut 2 Orange - 3 7/8" Squares

### Assembly

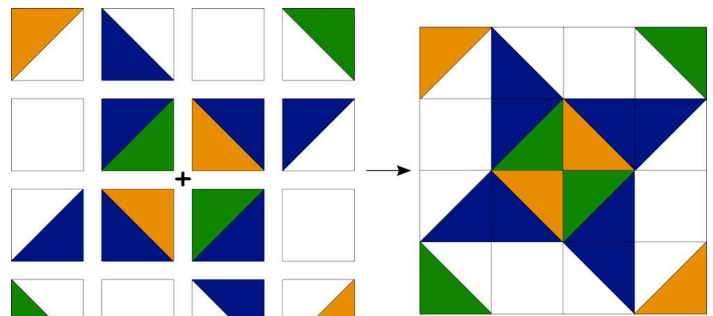
*For best results, please use scant 1/4" seams.*

**1.** You are going to make 12 half square triangles (HST). To make them, take 1 green with white, 1 orange with white, 2 blue with white, 1 blue with orange, 1 blue with green and follow the instructions below.

To make 2 HST, use two 3 7/8" squares, right sides together. Draw a diagonal line across the lighter color and sew a scant 1/4" on each side of the line. Cut on the line and press to the dark color.



**2.** Sew this in rows following the picture.



**3.** Mail it to me by **April 5.**

**Please mail to Kika Hutchings 4861 3rd Street, Carpinteria, CA 93013**

**Questions?** Please call Kika Hutchings 805-566-0045, or email at [rjkika1938@gmail.com](mailto:rjkika1938@gmail.com)

## For Sale

### **2002 Nolting SMS 24 Nancy King's Quilting Machine**

**\$6000**

Contact: Bascom King 805 687 2079



### **Bernina 1090 Sewing Machine** with lots of accessories, including acrylic extension table and lots of feet

**\$300**

### **Sewing Cabinet**

**\$50**

### **Antique Singer Treadle Sewing Machine** in ornate cabinet

**\$350**

### **Computer desk**

with cutting table extension  
on back (custom made)

**\$150**

email [kjpickford20@gmail.com](mailto:kjpickford20@gmail.com) for more details

### **Janome 6600p sewing machine**

Complete with all original parts and owners  
manual PLUS four extra full bobbin cases,  
adjustable light, and unopened extra feet.  
Original owner, Carol Barringer, also left a  
binder with samples of the multiple stitches  
carefully labeled.

**\$650**

Proceeds go directly to Carol's estate Call Kathy  
Draine at 805 448 1462 or email her at

[kjdraine@verizon.net](mailto:kjdraine@verizon.net)




---

## Coastal Quilters Guild, Inc.

*Coastal Quilters Guild of Santa Barbara and Goleta is a non-profit, educational and charitable organization. The purpose of the Guild is to educate its members about the history and preservation of the art form of quilting and its related topics; to learn new techniques and improve skills; and to inform the community at large about our quilt making heritage.*

## Coastal Quilters Guild, Inc.



P.O. Box 6341  
Santa Barbara, CA  
93160

[www.coastalquilters.org](http://www.coastalquilters.org)

---