



# Coast Lines

Coastal Quilters Guild of Santa Barbara & Goleta, California

Volume 33, Number 6, December 2021

## Next Guild Meeting

December 9, 2021  
Holiday Front Porch Quilt  
Show & Tell  
& Mug Rug Reveal  
at 7 pm on Zoom

## Day Guild

**Holiday Gathering**  
December 9, 2021  
Noon - 2 pm  
at St. Andrew's Church  
*\*please note time change\**

## Board Meeting

January 20, 2022  
at 7 pm on Zoom

## Quilters' Coffee Break

*There is no Coffee Break this  
month. See you in January!*

## Next Month's Meeting

January 13, 2022  
Carl Hentsch  
"My Life in Quilts"  
Trunk Show  
at 6 pm on Zoom  
*\*please note time change\**

## January Workshop

January 15, 2022  
Carl Hentsch  
"Crazy Tula"  
at 9 am on Zoom

**Questions?** Or need to change  
your address, phone, and/or email,  
please notify the Guild at  
[cqginfo@gmail.com](mailto:cqginfo@gmail.com)

Newsletter articles for January  
edition due December 19.  
send to:  
[newsletter@gmail.com](mailto:newsletter@gmail.com)

## December Program:

### Holiday Front Porch Quilt Show & Tell

*December 9, 2021 Guild Meeting at 7 pm via Zoom*

'Tis' the Season to be quilting. I am sure lots of you have finished your holiday quilts by now and are ready to send them off for our Front Porch Holiday Quilt Show. The deadline for submissions has been extended to Friday, December 3. Take a photo of your quilt on your front porch. No Front Porch? Take a photo of your quilt in your garden. No garden? How about hanging it over the rail by your stairs. Or how about having someone hold it in front of your front door? Next to your favorite tree? On the Beach? Anything goes. We are excited to get into that holiday spirit seeing all of your fabulous holiday quilts at our December 9 meeting. So send those photos to [zoom@coastalquilters.org](mailto:zoom@coastalquilters.org) by this Friday. The meeting will also include the mug rug reveals and regular show-and-tell since there is no Coffee Break this month.



### December Day Guild: Holiday Gathering

*December 9, 2021, noon to 2 pm, at St. Andrew's Church*

Many of you have attended our Day Guild gatherings on the second Thursday of each month, taking advantage of buying fabric from Community Projects, checking out or returning library books, getting your directory, or dumping fabric on the treasure table, all while enjoying a bit of socializing. This month will be something a little different. On Thursday, December 9, from noon – 2:00pm, join us for a **Holiday Gathering**, including:

- A **LIVE** quilt show featuring a selection of our Front Door Holiday Quilts.
- Light refreshments & music
- Treasure table! Door prizes!
- Return of Guild Library books (but no checkout)
- Turn in completed work to Community Projects (but no fabric sale)
- Pick up Peltex for making postcards and access to Axxess memberships
- Opportunity to socialize with other Guild members.

We encourage you to give your sewing machine (along with your shopping, your ironing board, your cooking) a rest and join us for a little socializing and opportunity to see old friends. Masks will be required inside but, weather permitting, we plan to have the refreshments outside so you can enjoy without your mask, if desired.

## President's Message

Every year December takes me by surprise! October in our house is full of birthday celebrations and the joys of Halloween. November with an elementary school aged child means full on Thanksgiving celebrations. And then suddenly, it's December 1st and full-on panic mode ensues, especially when cards and gifts need to be sent over 5000 miles away!



And somehow I've challenged myself to make a mug rug, another holiday quilt, and a collection of 24 felted advent decorations and goodness knows how many other projects I already have on the go... At least I won't be bored!

I am excited to see all the mug rugs and newly-completed holiday quilts at our December meeting. It feels like a great way to celebrate our community, even as we enter another festive season in the throes of a pandemic. Our afternoon meeting this month also looks set to be a joyous occasion, the details of which are elsewhere in this newsletter and will also be sent in an upcoming eblast. Suffice to say that there will be both edible and quilty goodness in the company of friends! Do come and join us if you feel comfortable doing so, and show off your holiday sweaters and coordinating festive face masks.

As we think about giving to others, and how we share our talents, I also want to make a small plea. We get many requests from people asking us to make or repair quilts, and other sewn objects. These are often fun-sounding, relatively small projects, and usually offer payment. We would love to create a list of people who are willing to be contacted when one of these requests comes up. There is no pressure to accept any 'job', but wouldn't it be great to put our skills to greater use in the community? You get to help someone, bring them joy, and even get a little (fabric) spending money! If you would like to be included, please send me an e-mail ([president@coastalquilters.org](mailto:president@coastalquilters.org)), and I'll make sure to add you to our list!

I wish you all the best for the holiday season, whatever and however you celebrate. And I look forward to seeing what next year offers - the Carl Hentsch workshop in my diary already looks to be an exciting start to the year!

With best wishes to stay safe and keep being creative!

- Bee Saunders, CQG President

## Coastal Quilters Guild Board

**Guild President:** Bee Saunders  
**Recording Secretary:** Susanne Kyre  
**Guild Treasurer:** Marcia Greiten  
**Corresponding Secretary:** Cynthia Manzer  
**Membership Coordinator:** Sue Orfila  
**Parliamentarian:** Joel Blumenthal  
**Program Director:** Susan Bullington Katz  
**Public Relations Coordinator:** Nancy Butterfield  
**Speaker Liaison:** Carole Kennedy  
**Workshop Coordinator:** Diana Hamilton

## Committee Chairs

**Block of the Month:** Kika Hutchings  
**Challenge:** -vacant-  
**Community Projects:** Mary Maxwell, Ranell Hansen, Pam Holst, Linda Estrada  
**Door Prizes:** Lynn Manchester  
**Library:** Mary Faria  
**Newsletter Distribution:** Mary Ringer  
**Newsletter Editor:** Eileen Lewandowski  
**Newsletter Layout:** Elisa Purnell  
**Opportunity Quilt:** Sue Kadner & member  
**Quilt Show:** Nancy Butterfield & Eileen Lewandowski  
**Refreshments:** Mary Wenzel  
**Satellite Group Coordinator:** Sam McIlraith  
**SCCQG Representative:** Rosana Swing  
**Webmaster:** Bonnie Barber  
**Welcome Committee:** Sue Wuertz

## Website News

I'm pleased to announce an update to the Guild website that makes it more useful than ever. Please check out the new layout on our homepage: [coastalquilters.org](http://coastalquilters.org). You will have easier access to our most current offerings with just one click...

- Coffee Break videos
- Program videos
- Upcoming workshop information
- Miscellaneous events
- Upcoming Guild meeting details

Your input is always welcome. Please send any comments or suggestions to [news@coastalquilters.org](mailto:news@coastalquilters.org).

- Nancy Butterfield, PR Coordinator

## January Program: Carl Hentsch “My Life In Quilts”

January 13, 2022, at 6 pm via Zoom




Our January speaker will be Zooming from another time zone. Because of the time difference, our meeting will begin at 6:00 PM (PST) with Carl's presentation first. The business meeting will follow.

Throughout his childhood, Carl was surrounded by women who quilted.

At the tender age of 6, with the help

of his mother, he created his first quilt for his newborn niece. His interest in creating continued to grow and at the age of 12, he was designing dresses for that niece. When in the Air Force, he began knitting and finally in the late 1990's began to follow the Eleanor Burns and Fons & Porter TV programs. This was the stimulus that launched him into his serious quilting career. He has been featured in many American Quilter's Society shows. His quilt "Love Me Knot" was created for a Hoffman Challenge and chosen to be part of the traveling trunk show. This same quilt was displayed at the International Quilt Market in Houston. He has designed many patterns as well as published books.

Carl will be discussing his journey as a quilter as he displays many of the quilts he has made, including his original designs which have been published in his books as well as quilts completed for various magazines and fabric manufacturers. Please join us to see and hear how his quilting aesthetic has changed through the years "making the modern traditional and the traditional modern".



-Carole Kennedy, Speaker Liaison

## January Workshop: “Crazy Tula”

January 15, 2022, at 9 am via Zoom

Carl Hentsch and Tula Pink joined forces in creating this pattern “Crazy

Tula”. Carl writes, “This was an awesome collaboration with Tula’s color sense and my complex quilt designs.”

Many of Tula Pink’s fabrics can be found at Roxanne’s quilt shop in Carpinteria. In this all day workshop, the student will learn the paper



piecing method and construct 3 squares which should provide a good start for making the whole quilt. Carl will take us step-by-step and teach us to make these intricate, amazing and colorful blocks.

A requirement for the workshop is Carl’s book “New York Beauties & Flying Geese” which is available on Amazon in paperback or for your Kindle. All supplies and fabric suggestions needed, along with directions for making the quilts can be found in the book. You can register for this workshop on the Guild’s website. The fee for members is \$50.00. Come and expand your quilting knowledge with your quilting friends at this January workshop!

## November Block of the Month

Congratulations to Karen Barksdale who won all 11 of November’s Thanksgiving Puzzle blocks. Thanks to all who participated.



- Kika Hutchings, Block of the Month



## 2022 Quilt Show News

## Mug Rug Reminder

We recently learned that Planned Parenthood had reserved the Exhibit Hall at the Earl Warren Showgrounds for the weekend of September 24 and 25, 2022 and originally thought to use another date for that space. However, after members of the Board and Quilt Show Committee toured the newly renovated Warren Hall, and believing it beneficial to both Planned Parenthood and the Guild to have our events at the same time, it was determined that having our 2022 Harvest of Colors Quilt Show in a different space, at the same time, would provide a **new** and exciting opportunity for our Guild.

We are enjoying using the word **new** in relation to our upcoming, long awaited 2022 Quilt Show. Warren Hall will be freshly refurbished with **new** carpet, **new** paint, **new** ceiling and our layout will be **new** as well. Stay tuned for more **new** developments. It is a more intimate space, but without so many angles, the actual floor plan should accommodate our needs nicely!

We eagerly anticipate exhibiting your wonderful quilts in our Member's Showcase, as well as displaying at least two years of Challenge Quilts. The Boutique will be brimming with an abundance of Guild member's creations. The Featured Exhibition will be "Kids Can Quilt", so keep training and encouraging the young quilters in your circle!

After a long period of uncertainty, this event is sure to be spectacular. Quilt Committee Chair positions are essential to a successful show and many members from 2020 are returning to pick up where we left off. There are still several opportunities for members to step in.

Please consider signing up to help in one of these positions. If you (or you and a buddy or two) are interested in working on our quilt show in one of these areas, please contact me via phone or at [cqgshow@coastalquilters.org](mailto:cqgshow@coastalquilters.org).

Many hands not only make light work- they make wonderful things happen! There are some open Committee positions-and remember, there's nothing wrong with serving as a co-chairperson, so perhaps you and a friend can volunteer together. The available positions and a short description are listed below. Please feel free to contact us if you have any questions.

- *Nancy Butterfield and Eileen Lewandowski*

Please remember that mug rugs for your Secret Pal are to be mailed by Wednesday, December 1, with CQG's mailing address as the return address. (P.O. Box 6341, Santa Barbara, CA 93160). Add your name and date to the back of the mug rug if you like. Your mug rug should be 5" x 5" to 7" x 9" inches, with 3 layers. Please use binding to finish it off. When a mug rug comes to your own mailbox, **please wait to open until the December 9 Zoom CQG General Meeting**. Questions: email [zoom@coastalquilters.org](mailto:zoom@coastalquilters.org).

- *Mug Rug Committee*

### December Birthdays

Nancy Miller	December 2
Judy Messick	December 3
Jennifer Hendrickson	December 5
Nancy Butterfield	December 5
Susan Carty	December 6
Edalee Keehn	December 10
Ulla Sigurdson	December 12
Elisa Purnell	December 15
Georgia Jameson	December 19
Ranell Hansen	December 23
Carol Boyce	December 23
Cathe Hedrick	December 25
Dundie Schulte	December 27
Jennifer Frangos	December 27

### 2022 Quilt Show Open Committee Chairs

- **Publicity** - Organizes advertising and press releases for Show.
- **Site Design** - Plans physical layout of the Quilt Show in Warren Hall.
- **Education Booth** - Plans and designs guest participation in quilt education during the show.
- **Raffle** - Organizes prizes and conducts raffle held during the show. Satellite Groups are welcome to share the job.
- **Featured Exhibit: Kids Can Quilt** - Organizes and plans participation by youth of the community and provides exhibit at the show.

## Community Projects

First, before I tell you the numbers, I would like to extend a huge thank you to the members of our Guild who have made all of the beautiful quilts, cradle kits, pillow cases and placemats, not just this year but for the past two Covid years. It is because of your generosity with your time and talents, as well as your fabric and supplies, that we can achieve such great numbers of donations.



So here goes ... To date, we have donated 52 quilts to Unity Shop at two of our in-person meetings and we are ready to deliver 150 completed cradle sets to them. We've completed 130 placemats for Meals on Wheels and are ready to deliver quilts, placemats and dozens of pillowcases to Garden of Hope. We have also delivered 7 veteran's quilts and 16 fidget quilts to VNA Hospice.

I would also like to give a shout out to last year's Community Projects team. They worked so hard at finding recipients for our projects, but no one was accepting donations during the pandemic shutdown. So... they organized the locker. Thank you Darilyn, Kathy and Laura.

Speaking of the locker, our fabric sales at the in-person meeting have been going along very well, and appointments are still available for you and a couple of friends to shop our extensive fabric stash. We will continue bringing fabric to the in-person meeting, but if you are not able to make that meeting and need a fabric fix, contact one of the committee members.

What else do we need? There are lots of quilts in the locker that need finishing, either continuing on a half finished project, quilting a completed top or binding a quilt. We also need fidget quilts and have more veteran quilt kits available.

A new feature as of last month's in-person meeting was "Quilts in a Jiffy". These easy to make quilts take only three yards of fabric, which we supply for you. Check it out at our December in-person meeting, or contact one of the committee members to find out where you can pick up a kit.

And let us not forget the MANY cloth masks that we continued to sew and donate. While not a direct project of this Committee, it was certainly a benefit to the community!

So pat yourselves on the back for contributing to fulfilling one of the missions of our Guild and having loads of fun while doing so. Keep those creative juices flowing and keep your projects coming in. Your quilts, placemats, pillowcases, fidget quilts, veterans quilts, cradle sets, etc. bring joy to the folks who receive them. This is important work! We can

make the world a better place one stitch at a time.  
Happy sewing.

*- Mary Maxwell, Linda Estrada,  
Pamela Holst & Ranell Hansen,  
Your Community Projects Team*

## Road To California Show

Road2CA is happening January 19th through the 22nd, 2022 for an in-person show, only. Hours are Wednesday through Friday, 9:00 am to 5:30 pm, Saturday, 9:00 am to 4:30 pm at the Ontario Convention Center, 2000 E. Convention Center Way, Ontario, CA 91764. Subscribe to their newsletter to receive updates and or go to their website for more information ([road2ca.com](http://road2ca.com)). If you are on their email list, you are ready to go! To purchase tickets and classes, you will need to create an account. If you're a returning customer, then log into your account. The weekend before, Road2CA will have the "International Sewing Arts Festival" ([www.sewingfestival.com](http://www.sewingfestival.com)). The focus is fashion, home, and costume sewing. Dates are January 13th through the 15th, 2022. There's a variety of sewing classes to view.

Unfortunately, our guild will not have a bus to Road2CA this year. The Camarillo Guild recently confirmed they will *not* have a bus either, due to lack of interest. They did note that the Cotton & Chocolate Quilt Shop in Thousand Oaks is organizing a bus. Please contact the Quilt shop for information (805-371-3042. Closed on Mondays). As always, Guild members are welcome to independently travel individually or as groups. Hopefully, we'll be able to resume our bus trip in 2023!

*- Rosana Swing*

### Compensated Help Wanted

A friend has requested help with making bed under pads for her paralyzed granddaughter. The material used would be from a favorite duvet cover, cut down to a size of about 4' x 3', with two layers of material (not pieced) and thin cotton batting that would be stitched, turned and quilted. It is a compensated project. Please contact Marcia Greiten at 805-705-8924 for more information.

## Block of the Month for January 2022

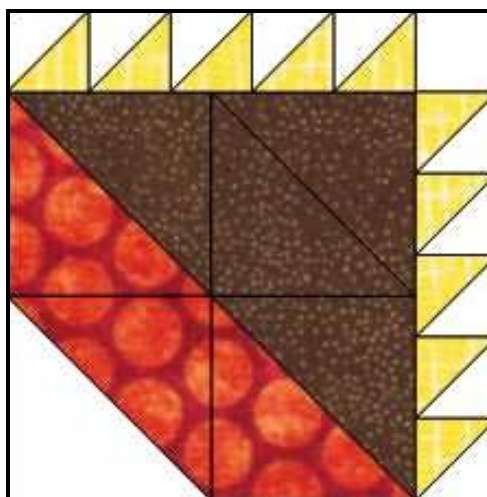
### Birthday Cake

12" x 12" Block (12.5" x 12.5" unfinished)

Make this block with ten half square triangles for candles. I made mine yellow. Pick your own color for frosting and pick out an interesting color for the dish. Make the background white.

#### Cutting

- Cut one 2 ½" white square.
- Cut 5 2 ⅞" squares of your candle color and 5 2 ⅞" squares of white background.
- Cut 2 5-⅞" squares of frosting color.
- Cut 2 5 ⅞" squares of your dish color.



#### Assembly

1. Make 5 half square triangles (HST) with white and candle color by putting a 2 ⅞" square of white and a 2 ⅞" square of candle color right sides together and draw a line diagonally across the wrong side of the white square. Sew ¼" on each side of the line. Cut on the line and press to the dark side.
2. Make 1 HST with two frosting squares.
3. Sew a frosting square to a dish square. Make 2 HST.
4. Sew a dish square to a white square and make 2 HST. You will only need 1 of these.
5. Sew the center 4 squares together.
6. Sew the candles on the right together and sew on the right side.
7. Sew the candles on the top together, finishing it with the 2 ½" square. Sew on top.

Mail these to Kika by January 10. Thank you.

**Please mail to Kika Hutchings 4861 3rd Street, Carpinteria, CA 93013**

**Questions?** Please call Kika Hutchings, 805-566-0045, or email at [rjrika1938@gmail.com](mailto:rjrika1938@gmail.com)

## Fibervision Art Exhibit at Ojai Art Center

Following a one-year exhibition hiatus, the artists of Fibervision are excited to once again exhibit their work at the Ojai Art Center. An exhibit of textile and fiber art will open at the Ojai Art Center on Saturday, December 4, 2021, and extend through Wednesday, January 5, 2022.

Fibervision comprises 18 artists who create artworks using fabrics as canvas, and dyes, paints and stitching as mediums of expression. As an alternate form of wall art, fiber and textile artworks offer infinite combinations of color, texture, and composition. As one of the oldest human art forms, textile art is enjoying a revival of popularity. Museums dedicated to fiber and textile arts are appearing worldwide.

The works included in this unique exhibit are as diverse as the artists themselves. The artists use varied techniques demonstrating fabric manipulation, juxtapositions of pattern and color and intriguing forms of construction. The works are visual interpretations of perceptions, conceived in the imaginations of the artists and translated into tangible art forms via the medium of textiles. Fabrics may be painted, dyed, screen-printed, stamped, stitched, or altered utilizing a limitless number of methodologies. The results are a dazzling display of artistic vision and individuality. The collection embodies a glimpse of artistic possibilities that extend beyond the more traditional artist mediums of oils and watercolors.




*"Not Alive, Not Dead"*  
by Andi Perejda

Take, for example, Andi Perejda's topical work called 'Not Alive, Not Dead,' so named because, in her words, "while viruses contain RNA or DNA, they can reproduce only when they have a host organism that can be used for that purpose. The passage of Corona virus from host to host enables it to develop new mutations that may be more infectious, like the Delta variant, or not. Vaccination of the population

which hosts it, is the only way to combat spread of the virus." Andi's piece was constructed of hand-dyed fabric and painted Pellon.

Juxtapose Andi's work with that of Maren Johnston's, called 'Sliced Pears.' While the subject of pears may be more familiar to the average viewer than the biochemistry of viruses, Maren has presented a more abstract interpretation of her subject. She has utilized artistic mechanisms and re-visited size, shape, and color, creating a stylized image of a familiar object.



*"Sliced Pears"*  
by  
Maren Johnston

Works by Fibervision artists have been shown locally at the Santa Barbara Architectural Foundation, the Wildling Museum of Art and Nature, the Elverhoj Museum of History and Art, the Museum of Ventura County, and the Faulkner Gallery, Santa Barbara, among many venues. Fibervision artists have also been honored to have their work juried into numerous prestigious national shows; and works by the artists are held in collections both domestically and internationally.

An opening reception will be held with the Fibervision artists on Saturday, December 4, from 1 pm until 3 pm, at the Ojai Art Center. In addition, a holiday boutique of the artists' works will be open to the public on Saturday, December 4, from noon until 5 pm.

- Kristin Otte

## Axxess Membership

There is still time to acquire an Axxess Membership for 2022. This year you may sign up either by mail, email or in person through the Guild, not the Axxess website. Payment is in advance and membership will be effective January 1, 2022.

- Memberships remain \$40 - we earn \$13/per sale.
- Checks made payable to COASTAL QUILTERS GUILD can be brought to the December 9 day meeting or mailed to the Guild's PO Box.
- To pay by credit card, send an email to [axxess@coastalquilters.org](mailto:axxess@coastalquilters.org) and we'll contact you.

More information can be found in the November Newsletter.

- Sue Kadner and Rochelle Schneider

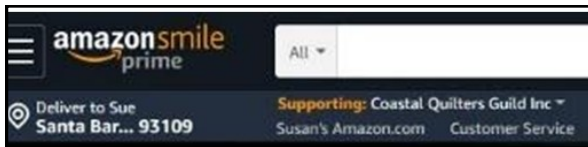
## Library News

Thanks to all who stopped by to browse or purchase books from our November sale! We succeeded greatly in both reducing the pandemic accumulated sale book inventory and adding funds to the coffer. However, the librarian forgot the two crates that were stored on a lower shelf of the carts. So, we will be displaying another table full of sale books for the gathering on Thursday, December 9, between 12:00 and 2:00 pm. Come find that instructional or inspirational treasure for only \$1 or the even better bargain of 3 for \$2.

- Mary Faria

## Shop AmazonSmile To Donate to the Guild

If you buy from Amazon and have not designated another non-profit organization via the AmazonSmile program, please consider designating the Guild as your non-profit. Just go to the Guild's website, look in the bottom left corner of the home page, then double click on the AmazonSmile program link. Sign on with your Amazon account and designate Coastal Quilters Guild as your non-profit of choice. If you have already done so, it will show in the upper left as shown below:



This program provides 0.5% to the Guild for every purchase that is covered by the AmazonSmile program. The purchase price is the amount paid for the item minus any rebates, and excludes any shipping and handling, gift-wrapping fees, taxes or service charges. AmazonSmile offers a simple and automatic way for you to support Coastal Quilters every time you shop at no cost to you. Signing up is really easier than the above description implies but if you need assistance, please email me at [sgkadner@coastalquilters.org](mailto:sgkadner@coastalquilters.org) and I'll help you get set up.

- Sue Kadner

To shop at AmazonSmile, **you must sign on via <https://smile.amazon.com>**. If you go through <https://amazon.com>, it will **NOT** generate a donation for the Guild. We suggest you delete your Amazon bookmark and bookmark [SMILE.AMAZON.com](https://smile.amazon.com).

Mobile users need to register in the Amazon shopping app for AmazonSmile. You must set up the app for AmazonSmile shopping. In Android, this is done from the app's "hamburger menu". For iPhones and iPads, purchases made on the shopping app are eligible for AmazonSmile. Purchases made from Kindle E-reader devices using the iOS operating system are **NOT** eligible for donations.

---

### Coastal Quilters Guild, Inc.

*Coastal Quilters Guild of Santa Barbara and Goleta is a non-profit, educational and charitable organization. The purpose of the Guild is to educate its members about the history and preservation of the art form of quilting and its related topics; to learn new techniques and improve skills; and to inform the community at large about our quilt making heritage.*

### Coastal Quilters Guild, Inc.



P.O. Box 6341  
Santa Barbara, CA 93160

[www.coastalquilters.org](http://www.coastalquilters.org)

---