



Coast Lines

Coastal Quilters Guild of Santa Barbara & Goleta, California

Volume 34, Number 8, February 2023

February Guild Meeting

February 9, 7:00 pm

Patricia Belyea

"The Unknowing of Creativity"

Live Oak Unitarian

Universalist Congregation

820 N Fairview Ave, Goleta

Doors & Zoom open 6:30 pm

In-person & via Zoom

Board Meeting

February 16, 7 pm

via Zoom

February Workshop

February 25, 9:30 am - 4 pm

Patricia Belyea

"Make a Baby Quilt Using Curved

Templates of Your Own Design"

via Zoom

Next Month's Meeting

March 9, 7 pm

Bee Saunders

"Trunk Show"

Live Oak Unitarian

Universalist Congregation

In-person & via Zoom

March Sew-In

March 18, 9 am - 3 pm

National Quilting Day

St Andrews Presbyterian Church,

4575 Auhay Dr, Santa Barbara

News articles due February 19
send to: newsletter@coastalquilters.org
with images sent as
separate jpeg or png files

Questions? Or to change your
address, phone, email, etc., please
email: info@coastalquilters.org

February Program: Patricia Belyea "The Unknowing of Creativity"

February 9, 7 pm, Live Oak Unitarian Universalist Congregation,
Goleta, In-person & via Zoom

Via Zoom, Patricia will share her creative journey which began at age 53 when she made her first quilt out of old clothes from Goodwill. Quilting became her passion. "I was a fish who didn't know I was a fish until someone showed me the water."

On one of her many trips to Japan, she discovered vintage yukata cottons. These hand-dyed fabrics with graphic patterns and great colors were ideal for making striking quilts. Patricia is a self taught quilter and has developed a technique called Complex Curves, which complements the designs of the Japanese cottons she uses in her work.

Patricia and her daughter co-own Okan Arts, a cottage business that imports and offers vintage Japanese textiles through an online shop. The Japanese word "okan" means "Mom." She speaks at guilds, teaches workshops, and writes blog posts about quilting and Japan.


Patricia will take us on her creative journey from that first quilt to her innovative technique of today which she refers to as a big grid with inserted curves. Please join us for our very exciting first speaker of 2023! More information can be found at [Patricia's website](#) as well as the [Guild website](#).



February Workshop: Patricia Belyea, "Make A Baby Quilt Using Curved Templates of Your Own Design"

February 25, 9:30 am - 4 pm via Zoom

Patricia Belyea will lead a workshop on designing curved templates. Rather than buying plastic templates, you can now design and make your own curved templates



for repeat blocks. We start with the basics of making templates (from freezer paper) and move to a confident approach for sewing flat(!) curved seams. The workshop project is a simple baby quilt filled with easy, repeated blocks -

made with your own templates. More details and registration information can be found on the [Program tab](#) on the Guild website.

President's Message

And so another month rolls around. Another month with inspiration from speakers, workshops and shows. I am so envious of the pictures from Road To CA and really wish I'd made it there this year. I especially loved the Cherrywood 'graffiti' challenge - check it out if you haven't seen pictures already. But realistically, I think I'm lacking time far more than inspiration!



I am already excited to think about our Guild Challenge this year. But wait...! We don't yet have anyone to host! **We NEED someone to organize the Challenge!**



This is such a fun part of our Guild's year and we've never failed to have a Challenge, despite all the turmoil of recent years. I have run, or helped run, the Challenge a couple of times and always loved it! It can be as hard or as easy, as straight-forward or as demanding, as innovative or as traditional as you like. This is definitely a case of something being FAR better than nothing! And there is so much support available. If you would like to do this, on your own, or with others, please shout now! We would love to launch the Challenge at the February, or certainly the March meeting. Let me know if you have any questions, and I will happily answer and allay concerns.



Stash Transport Services

Meanwhile, I'm working on my UFOs, musing about how on earth Nancy Butterfield persuaded me to be March's speaker, and wondering how I can transport my stash to the other side of the country! With best wishes, always.

- Bee Saunders, CQG President

Coastal Quilters Guild Board

Guild President: Bee Saunders
Recording Secretary: Susanne Kyre
Guild Treasurer: Sandy O'Meara
Corresponding Secretary: Cynthia Manzer
Membership Coordinator: Jennifer Frangos
Parliamentarian: vacant
Program Director: Nancy Butterfield
Public Relations Coordinator: Elaine Rottman
Speaker Liaison: Carole Kennedy
Workshop Coordinator: Bonnie Barber

Committee Chairs

Block of the Month: Susanne Ahn
Challenge: vacant
Community Projects: Ranell Hansen, Pam Holst, Linda Estrada, Rochelle Schneider
Door Prizes: Lynn Manchester
Library: Traci Cope
Newsletter Distribution: Mary Ringer
Newsletter Editor: Eileen Lewandowski
Newsletter Layout: Elisa Purnell
Opportunity Quilt: Sue Kadner
Quilt Show: Nancy Butterfield
Refreshments: Mary Wenzel
Satellite Group Coordinator: Sue Orfila
SCCQG Representative: Rosana Swing
Webmaster: Bonnie Barber
Welcome Committee: vacant

Refreshments

Refreshments for the February meeting would be appreciated from members with **August** and **October** birthdays. Thank you!



- Mary Wenzel

March Program: Bee Saunders, “Trunk Show”

March 9, 7 pm, Live Oak Unitarian Universalist
Congregation, Goleta, In-person & via Zoom

We have enjoyed seeing Bee’s beautiful quilts for years and now she is planning to leave us. Her enthusiasm, dedication, and energy for our Guild has been unwavering. Her departure will certainly be our loss! But, before she goes, Bee has agreed to share a selection of her wonderful quilts with us - **live!** - and tell us what inspires her quilting choices and her quilting life. Please mark your calendars and join us!

April Workshop: Jean Impey, “Twinkle”

April 14, 9 am - 3 pm, In-person

This will be an improvisational design and technique class to create a Liberated Eight Point Star quilt using a variation of the nine-patch block. Learn how to place different size blocks together into one big, beautiful quilt. In this class you will learn about improv sewing and designing blocks with personality, while keeping your work squared and accurate. You’ll find additional class and registration information on the [Guild’s website](#). Jean will also be the speaker at our April Guild meeting.



In-Person Sew Day

March 18, 9 am - 3 pm, St Andrews Presbyterian
Church, 4575 Auhay Dr, Santa Barbara

In celebration of National Quilting Day, please join us for a live, in-person Sew Day. Bring your UFO’s from workshops or anything else you want to work on. PLUS, we’ll have pop-up demos of quilting techniques!

A small fee will be charged (\$10/\$15) to cover facility rental and setup fees. More info to follow.



February Birthdays

Isobel Downs	February 2
Lora Martin	February 6
Julie Mock	February 7
Paige Moore	February 8
Penny Valentine	February 11
Mary Faria	February 15
Polly Matsuoka	February 19
Betty Kelley	February 24
Liz Turner	February 24
Joan Buss	February 26
Suzy Pelovsky	February 29
(even if there is no February 29 this year)	

Happy
Birthday

Library Corner

Greetings Coastal Quilters! May you do things that you love and bring you joy in this month where hearts and cupids are everywhere.



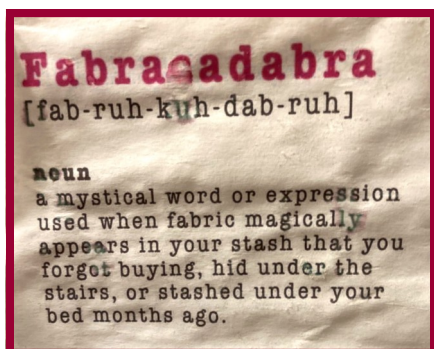
I have exciting news! I am going to roll the library carts into the meeting room this month. This is the first time that the books have been readily available since before the pandemic. I invite you to come to our in-person meeting and peruse our incredible library. Come and see the many new additions Mary Faria and I have added to the library. Come get inspired and learn something new!

Can't attend in person? Please peruse any titles that interest you in our [online catalog](#) available on the Guild's website. More titles are being added all the time.

How about making a late New Year's resolution to bring back any Guild library books that you still have in your homes? I would love for books to be returned so we can know which books are available for our members to check out. Some books have been in homes since 2020, so it is time for them to be returned.

You can bring books to the February Guild meeting or send them with a friend who is attending. Alternatively, contact me at library@coastalquilters.org and I can give you my home address so you can drop them off at my place. I can't wait to see you there, or hear from you, and check some books out to you!

- *Traci Cope, Library Chair*



Membership

Membership activities are pleasantly quiescent this month. That being said, as I will be retiring from this position by June, I urge anyone interested in an opportunity to become more involved and meet more people to contact the Board Election Committee or myself.

The new directories remain available at in-person monthly meetings for pick-up. If you haven't picked one up, please do so; have a friend pick it up; or reach out to me to make arrangements to receive yours.

Attendance at last week's hybrid meeting:

Via Zoom: 31

In-person: 39

Membership stats:

Renewed members: 197

New members: 16

Please welcome our newest member, **Karen Kawaguchi**.

- *Jennifer Frangos, Membership Chair*

Farewell, Amazon Smile

The Guild has been notified that Amazon is discontinuing the Amazon Smile program on February 20, 2023 for all organizations worldwide. Per Amazon, they have learned that there are so many non-profits that their ability to have an impact was spread too thin. The company, "will continue to pursue and invest in other areas where they can make meaningful change."

If you have been using the Smile program and were waiting to make a purchase through Amazon, we urge you to do so by February 20. Thanks to everyone for supporting the Guild (or other organizations) in this way. The link to the Smile Program will stay on our website (home page, bottom left) until February 20.

Orphan Block Exchange/Challenge

What is an orphan block? It's a quilt block without a home. It may have been the 36th block in a 35 block layout, or it might have been a block you made to try out a pattern. You might love it. You might hate it. But for now, it is in a drawer or in a pile ... a block without a home.



Our Orphan Block Exchange/Challenge for February will happen like this:

- Those who come to the in-person Guild meeting in February should bring an orphan block in a paper bag. You will take home someone else's orphan block.
- If you are a Zoomer, mail an orphan block to Ranell Hansen, 539 Walnut Ave., Carpinteria, CA 93013. You will receive someone else's orphan block back in the mail.
- Now comes the fun part. Use the block in any creative way you wish to sew a placemat. The finished size for placemats is 12 x 16". You can take a small block and "log cabin" it until it reaches the right size. Or you can strip piece borders to make the block fit the dimensions. There are free patterns on the [Guild website's Community tab](#). You can also look on YouTube and Pinterest for ideas and tutorials.
- Here is a tutorial of how I made an orphan block placemat: [Google Docs link here](#); [Guild website link here](#) (just below Feb 9 program info.)
- If you need backing and batting for your placemat, call one of the Community Projects Team and we can meet you at the locker to get fabric. However, this is a great stashbuster project.
- Bring your completed block to the March in-person Guild meeting, or if you are a Zoomer,

Continued . . .

. . . Continued

mail your completed placemat to Ranell before March 1.

It'll be fun to see what someone else did with your orphan block. The placemats will be collected by the Community Projects Committee for donation to Meals on Wheels.

OH YEAH, if you don't have any orphan blocks and still want to participate, there will be EXTRA BROWN BAGS with orphan blocks at the February in-person meeting. If you are a Zoomer, email Ranell at ilenar.nesnah@gmail.com with your name and address and I will send you one.

This should be really fun. I am excited to see how they all turn out. Thanks to Elisa Purnell for the great idea.

- Ranell Hansen

January BOM Winner

The winner of the December blocks was **Carol Hart**. Congratulations!

- Suzanne Ahn, Block Of The Month



In Memoriam, Nettie Tate Graham

Nettie Tate Graham, longtime Coastal Quilters Guild member, passed away on November 12, 2022 at age 102, just two months shy of her 103rd birthday. I met Nettie in the quilting workshops through SBCC Adult Ed shortly after I moved to Santa Barbara in 2010. I was drawn to the quiet woman's industrious approach to her projects, her eye for color, her skill, and her shy smile accompanied by a brilliant twinkle in her eyes. I liked to set up my workstation near hers, and was encouraged to do so by the instructor, Marti Frolli, so I could "keep an eye on Nettie." Nettie was in her nineties, but she was fine! I loved working near her.



I saw less and less of Nettie after the workshops closed, her mobility issues began to keep her home from Guild meetings more often, and then the pandemic shuttered our in-person Guild meetings. But I kept up with Nettie through her daughter, Julie Sommers, also a Guild member. I work with Julie, and Nettie lived in her home. Julie and Nettie kept up the industrious quilting hobby, gifting many new babies and others with their beautiful creations.



I was privileged to attend Nettie's funeral service at St. Andrew's Presbyterian Church on November 29. Her daughters, Julie, Paula, and Lannae, had decorated the church, from the entry foyer to the sanctuary to the fellowship hall (our Guild's former meeting place) with Nettie's quilts. They

... Continued

created a warm, friendly, loving atmosphere to remember the life of a master craftswoman. Nettie's masterpiece quilt, a 16-pointed star medallion, was laid over the communion table.

All her life, Nettie was a remarkable person, breaking new ground for women. She served as a captain in the Army Nurse Corp during WWII. After the war, she earned an advanced nursing degree; one of her instructors and friends was C. Everett Koop (later to become the U.S. Surgeon General). She had a long nursing career in private care, obstetrics, pediatrics, and at the old "Sisters' Hospital" in Santa Maria. She helped establish, and then directed, the licensed vocational nursing program at Allan Hancock College, retiring from there in 1980.

A lifelong seamstress, Nettie took up quilting in earnest in her retirement. She worked on quilting projects up until her last days. In fact, the last set of blocks she had been working on, inspired by a charm pack I had given Julie, were assembled by her daughters after her death and the unfinished quilt was on display during the reception following the funeral service.



Attendees were invited to write down words that described Nettie, which Julie is quilting across the surface of the quilt. What an inclusive way to honor a woman who nurtured, trained, led, and inspired so many other women throughout her life with unselfish sharing of her many gifts and talents.

**- Elaine Rottman
Board Member (Public Relations)**

Continued . . .

Block of the Month for March 2023

Irish Chain

12" x 12" Block (12.5" x 12.5" unfinished)



Cutting

For eight four patches cut:

- Sixteen 2" squares of white fabric;
- Sixteen 2" squares of green fabrics - various shades & prints.

For eight half square triangles, you can cut:

EITHER


- Four 3 1/2" squares of white fabric;
- Four 3 1/2" squares of Kelly green fabric.

OR

- One 8" square of white fabric;
- One 8" square of Kelly green fabric.

Assembly

- Stitch eight four patches using two 2" white squares and two 2" green squares.
- Stitch eight half square triangles,
 - **EITHER** using the 3 1/2" squares, drawing a diagonal line and stitching 1/4" in on each side of the diagonal line, cut on the line, press open and trim to 3 1/2" square;
 - **OR** using the 8" squares of white and green fabric, follow the method on YouTube sites for eight easy half square triangles.
- Stitch the squares together according to the diagram.



Blocks can be sent to Suzanne Ahn, 4848 7th St., Carpinteria, 93013, no later than **March 7, 2023**.
In-person attendees, please bring your completed blocks to the meeting.

Community Projects

Hello quilting friends. The Community Projects team is continually impressed at the generosity and ability of our membership. Together we donated over 100 placemats to Meals on Wheels at our December Holiday party. We have been told how much the gift of these colorful placemats impacts the happiness of the clients who receive the meals from the Meals on Wheels volunteers. Good job!

Every year we are asked by Unity Shoppe to donate quilts for the doll cradles made by a woodworking group. The doll cradles with the quilts we donated made a big impression on the children who received them. We did a lot to brighten the lives of deserving kids in Santa Barbara at Christmas time. Unity Shoppe has offered to reciprocate our generosity by offering us free space to hold our workshops. That is in negotiations right now. Good always comes from good.

Our current needs are for fidget quilts. We hope to have a fidget quilt Sew Day some time soon where we can get together to sew and learn new skills while making quilts for those with Alzheimer's. We will keep you posted on time and date.

We also have a need for receiving blankets and baby quilts. Do you have extra flannel fabric? Put a hem around the four sides of a yard of flannel and bring it to the next in-person meeting. Do you have a P.H.D. (project half done) that might not ever become a full sized quilt? Put it together as a baby quilt and donate it. We will be talking about our next recipients at the next guild meeting.

Thanks for buying fabric from our locker stash at the in-person meeting last month. We were able to

Continued . . .

. . . Continued

purchase another roll of batting for your use. If you need batting or fabric for a Community Project, please contact one of the team and we can supply you with what you need. In addition, if you would like to come to shop at the locker, let us know and one of us can meet you there. We have TONS of great fabric, with more arriving all the time.

As always, thank you for supporting our mission of giving back to our community. We are an awesome bunch of quilters and it feels so good to do so much good.

***Your Community Projects Team,
Ranell Hansen, Pamela Holst,
Linda Estrada & Rochelle Schneider***



HI DESERT QUILT GUILD
"ROUND AND ROUND WE GO"
QUILT SHOW

SATURDAY, MARCH 4th 2023 10:00 - 5:00 pm
SUNDAY, MARCH 5th 2023 10:00 - 4:00 pm

\$7.00 ADMISSION CHARGE - Children under 12 FREE
LOCATED AT THE DESERT EMPIRE FAIRGROUNDS
520 SOUTH RICHMOND RIDGECREST, CA

- Vendors
- Raffles
- Fabric Bargain Tables
- Small Quilt Auction
- Opportunity Quilt Raffle

ALL PROCEEDS GO THE HI DESERT QUILT GUILD
FOR MORE INFORMATION CONTACT:
HIDESERTQUILTGUILD@GMAIL.COM

Vote for your favorite quilt!



Coastal Quilters Guild, Inc.

Coastal Quilters Guild of Santa Barbara and Goleta is a non-profit, educational and charitable organization. The purpose of the Guild is to educate its members about the history and preservation of the art form of quilting and its related topics; to learn new techniques and improve skills; and to inform the community at large about our quilt making heritage.

Coastal Quilters Guild, Inc.



P.O. Box 6341
Santa Barbara, CA 93160

www.coastalquilters.org