



Coast Lines

Coastal Quilters Guild of Santa Barbara & Goleta, California

Volume 34, Number 9, March 2023

Satellite Group Meeting

March 9, 6 pm
Live Oak Unitarian
Universalist Congregation
All members welcome

Guild Meeting

March 9, 7 pm
*Bee Saunders -
"My Quilting Journey"*
Live Oak Unitarian
Universalist Congregation
Doors open 6:30 pm;
Zoom opens 6:45 pm
In-person & via Zoom

Board Meeting

March 16, 7 pm
via Zoom

March Sew-In

March 18, 9 am - 3 pm
National Quilting Day
St Andrews Presbyterian Church,
4575 Auhay Dr, Santa Barbara

Next Month's Meeting

April 13, 7 pm
*Jean Impey: "All About Fabric: An
Insider's Look into the Industry"*
Live Oak Unitarian
Universalist Congregation
In-person & via Zoom

April Workshop

April 14, 9 am - 4 pm
Jean Impey - "Twinkle"
St Andrew's Presbyterian Church

News articles due **March 19**
send to: newsletter@coastalquilters.org
with images sent as
separate jpeg or png files

Questions? Or to change your
address, phone, email, etc., please
email: info@coastalquilters.org


March Program: Bee Saunders - "My Quilting Journey: Trunk Show"

*March 9, 7 pm, Live Oak Unitarian Universalist Congregation, Goleta,
Hybrid Meeting - In-person & via Zoom*

Live and in-person, Bee will discuss "My Quilting Journey" and show a selection of her amazing quilts. We've enjoyed seeing Bee's quilts for years and now she is planning to leave us. Her enthusiasm, dedication, and energy for our Guild has been unwavering. Her departure will certainly be our loss.



Bee grew up near Manchester in the north of England.



As a child she made stuffed animals, miniature books and loved doing cross-stitch embroidery but did not know the larger world of quilting until she arrived in Santa Barbara. Soon after her arrival, she took a SBCC beginner quilting class from Marty Frolli and discovered her love for quilting. Fast forward to 2023....Bee has made more than 70 quilts, and has a huge stash of fabric, tools, and rulers, etc. Best of all, she has many Santa Barbara friends.

Bee came to her first Coastal Quilters Guild meeting in 2010 and since then she has been the Newsletter Editor, Block of the Month Coordinator, Challenge Coordinator (twice), Zoom tech-support, and Quilt Show volunteer (even when she was 8 months pregnant). In the 2022 Quilt Show, she was awarded the Best Use of Embellishment ribbon and 1st Place in the Traditional III Category. As our current Guild President, she has guided us through the pandemic and coordinated the many changes needed to make the meetings accessible to all members. None of this was easy, but through her attention to details, her vision and with her team's support, she found solutions and we now have hybrid meetings for all to attend.

We will miss hearing her British voice but hopefully she will zoom into our meetings often. We wish her the best life has to offer as she moves on to her next adventure and we thank her for being a part of our Guild life for these many years. We know that if she has a place to plug in her sewing machine and a few scraps of fabric, she will be happy wherever life takes her.



Please join us at this hybrid meeting to see Bee's beautiful quilts and to hear her tell what inspired their creation.

President's Message

Oh, the challenges we face... This feels very personal right now: the challenge of decluttering, the challenge of moving a house, the challenge of maybe moving across the country, the challenge of how my career will continue, the challenge of how my family will thrive or break apart, the challenge of filling our Board of Directors, the challenge of presenting at our next meeting, never mind the challenge of how to complete our annual Guild Challenge... Right now it does, to put it mildly, feel a bit too much!



And yet, I am trying to embrace each and every one of these challenges. I am aware that the spinning plates could come crashing down at any moment. But I know that challenge makes us all stronger, more capable, and better versions of ourselves.

I am constantly amazed at how much I can achieve when pushed. I am, as I'm sure those who regularly read this know, the ultimate procrastinator. And yet those deadlines never fail to spur me to action, even if it is rather later than those around me would wish! I do genuinely believe that through adversity and hardship, we become the best versions of ourselves.

Taking on the Presidency of the Guild a couple of years ago felt stressful, presumptive and yes, really challenging. But having a strong team to work alongside has absolutely proven to me that 'teamwork really does make the dream work!' Our Guild needs people to step up, to embrace that challenge, not knowing exactly what is ahead, but being willing to accept the challenge regardless. My life has changed immeasurably in the last two years, and I have grown as a result.

Just before we moved here, fifteen years ago, my

Continued . . .

ARE YOU READY
FOR A
CHALLENGE?!?

Coastal Quilters Guild Board

Guild President: Bee Saunders
Recording Secretary: Susanne Kyre
Guild Treasurer: Sandy O'Meara
Corresponding Secretary: Cynthia Manzer
Membership Coordinator: Jennifer Frangos
Parliamentarian: vacant
Program Director: Nancy Butterfield
Public Relations Coordinator: Elaine Rottman
Speaker Liaison: Carole Kennedy
Workshop Coordinator: Bonnie Barber

Committee Chairs

Block of the Month: Susanne Ahn
Challenge: Suzy Pelovsky & Diana Hamilton
Community Projects: Ranell Hansen, Pam Holst, Linda Estrada, Rochelle Schneider
Door Prizes: Lynn Manchester
Library: Traci Cope
Newsletter Distribution: Mary Ringer
Newsletter Editor: Eileen Lewandowski
Newsletter Layout: Elisa Purnell
Opportunity Quilt: Sue Kadner
Quilt Show: Nancy Butterfield
Refreshments: Mary Wenzel
Satellite Group Coordinator: Sue Orfila
SCCQG Representative: Rosana Swing
Webmaster: Bonnie Barber
Welcome Committee: vacant

. . . Continued

husband gave me a birthday card with a quote from Helen Keller: "Life is nothing, if not a daring adventure." That resonated so strongly with me all that time ago, and it still does.

So, please, embrace whatever challenges come your way. Grow from it and push yourself to new heights. Do not ever let fear of taking on something new hold you back!


With best wishes, always,

- Bee Saunders, CQG President

April Program: Jean Impey, “All About Fabric: An Insider’s Look Into The Industry”

April 13, 7 pm, Live Oak Unitarian Universalist
Congregation, In-person & via Zoom

Jean has been an Ambassador for Hoffman Fabric, working with the family, designing patterns, handling the challenges and providing insider tours. She will give us her unique view of what goes on behind the scenes and we will learn why we are now paying up to \$14.00 a yard. Her presentations are delivered with lively, fun, engaging energy which will not only inform but leave you smiling. It is so exciting to have this well known, vibrant speaker at our April meeting as a **live and in-person speaker**. Please join us!



Refreshments

Refreshments for the March meeting would be appreciated from members with **November** and **December** birthdays. Thank you!

- Mary Wenzel



April Workshop: Jean Impey, “Twinkle”

April 14, 9 am - 3 pm,
St Andrews Presbyterian Church

In this improvisational design and technique class, you'll create a Liberated Eight Point Star Quilt using a variation of the nine-patch block. Learn how to place different size blocks together into one big, beautiful quilt. In this class you will learn about improv sewing and designing blocks with personality, while keeping your work squared and accurate.



Fee \$50 for members. Registration and additional info on the [Guild website](#).

In-Person Sew Day

March 18, 9 am - 3 pm,
St Andrews Presbyterian Church

Our Guild is celebrating **National Quilting Day** with a *live* Guild Sew Day. Bring your Workshop UFO(s) to show and complete. Whip up that community quilt you've been meaning to do. We'll have project kits available, including veteran's quilts, fidget, kid, cradle, pillowcase, etc. Make quilted placemats for Meals on Wheels. Help create or finish postcards to sell during Guild fundraising events. Sew and show your latest awesome project. Want to volunteer to demonstrate a pop-up skill share? Email us at programs@coastalquilters.org.

Open to the first 20 participants who sign up on the [Guild website](#). The nominal fee to attend is \$10.00 to cover the cost of space rent. See you there!

Election Update

The Elections Committee is looking for a few good people to fill the remaining elected positions. The ballot has an individual running for each office, with the exceptions below:

- President
- Public Relations
- Parliamentarian

We hope that one of you will see this and be inspired to run. A description of each office is located in Article 5 of the Bylaws at the back of your Guild Directory.

Please send an email to elections@coastalquilters.org to let us know if you are willing to stand for election.

We'd like to hear from you by March 1.

We also have several committee positions available.

- Block of the Month
- Community Projects (joining 2 others who have volunteered)
- Door Prizes
- Refreshments
- Welcome Committee
- Opportunity Quilt (note: a beautiful quilt has been donated, but we need someone to handle raffle tickets/collect money)

Thank you to those of you who have already volunteered. All of us working together makes for a great Guild!

**- Bonnie Barber, Nancy Butterfield,
Carol Fay, Sue Kadner, & Bee Saunders,
Election Committee**



Satellite Group Meeting

*March 9, 6 pm, Live Oak Unitarian
Universalist Congregation, In-person*

Dear New and Returning CQG Members: What's a Satellite Group? It is a small group of 6 or more members who meet at member homes or community centers and share their love of quilting in many different ways. Some are social, some do a project each month, some meet during the day, some at night. It's a great way to learn new techniques, connect with other quilters and contribute to your Guild.

Is this something that interests you?

Please plan to attend this informational meeting. We'll talk about your quilting interests, then find an existing Satellite Group for you or form a new one.

If you have questions, please contact me. Hope to see you there!

- Sue Orfila, Satellite Group Coordinator
quiltnut@aol.com

Membership

Directories are still available for in-person pick-up at each monthly meeting. A 2023 updated addendum, which includes contact info for new members and changes to the directory, will also be available at meetings.

Two new members renewed during the last meeting. Please welcome back both [Barbara Kuhn](#) and [Sue Dixon](#).

Total renewed membership: 198

Attendance at February meeting:

In-person: 38. Via Zoom: 37.

Coming soon! Guild membership renewals.

- Jennifer Frangos, Membership Chair

Quilt Challenge 2023

Due May 11 or 12; Voting June 8.

Color Wheel Black Magic Challenge



Guidelines:

1. Black background;
2. Emphasis on analogous, monochromatic, and/or ombre colors;
3. Three size choices, choose A, B or C:
 - A. 18" across top x 22" sides, raw or finished edges.
 - B. 12" x 16" finished placemat for Community Projects (washable).
 - C. larger quilt no more than 120" perimeter (or less than 12" x 16").
4. Other colors may be used for accents;
5. Can be fused, appliquéd, painted, manipulated fabric, embellished, etc.;
6. Must be made only by participant;
7. Three layers quilted, sleeve not required;
8. Name, phone number, and title on back right corner. Submit a labeled pillowcase with name and phone number.

There are two categories of entries - quilts and placemats. Entries in each category are eligible for first, second and third place prizes of a gift certificate to a local quilting shop. Every person who submits an entry will be in a drawing for a paid membership coupon.

Quote for 2023: "If we don't grow by being challenged, we are not really living. Thinking is hard work-think for your challenge pleasure." *Ganna Walska, Lotusland*

Continued . . .

. . . Continued

Challenge DUE at one of the following, to be ready to hang at the June meeting:

- Guild meeting, May 11;
- Ranell Hansen, May 12, Wake Center, Room 9, 1 - 4 pm;
- Carol Hart, Carpinteria, May 11 or 12;
- Suzy Pelovsky, Santa Barbara, May 11 or 12.

Examples: On Pinterest, search "a quilt with dark background" or search Yahoo for "quilts with black backgrounds."

Questions, call Suzy Pelovsky or Diana Hamilton.

Community Projects

Many thanks to Marilyn Martin for her donation of cradle kit bedding already made for next Christmas, and Diane Moore for the two quilts she recently donated!



Guild Fabric Sale - Volunteers Needed

**Saturday, June 24, 9 am - 2 pm,
St. Andrew's Presbyterian Church**

Why volunteer?

- For the pleasure of handling lots of beautiful fabric;
- To help raise funds for the Guild;
- To see friends and have the opportunity to get to know new people in the Guild;
- Because volunteering is good for the soul.

Before the sale: from now to June 24, see Eblasts for Saturday work days.

- Organize and price fabric - ongoing.
- Publicity: create flyers, distribute flyers, put ads in media, network the information.
- Transport fabric from locker and other locations to the sale.

Day of the sale: June 24, 7 am - 10 am, 10 am - 1 pm, 1 pm - 4 pm.

- Set up tables;
- Distribute fabric to tables;
- Bring coffee and treats for the volunteers;
- Straighten fabric during the sale;
- Tag and bag fabric;
- Take the money;
- Cleanup;
- Organize leftover fabric;
- Transport leftover fabric to locker;
- Take down tables;
- Make sure all trash and debris is picked up and the site is left clean.

Please email me if you would like to volunteer. I will also have a sign-up sheet at the Guild meeting. Check your Eblast for information about organizing workshops on various Saturdays.

- Ranell Hanson

lrenar.nesnah@gmail.com


Library Corner

Happy March CQG members! I have some library news. The library carts are too big to be rolled into our meeting space, but GREAT news, you have some options.



- Come into our storage closet and browse. The carts are accessible before meetings and during the break. We have almost 700 resources for you to check out.
- You can peruse our entire catalog of offerings using the link on our [website](#). This is our catalog and you can search it by topic, author, or by title of the book. You could let me know what you want to look at in-person or via email at library@coastalquilters.org.
- Are you contemplating learning new appliqué techniques? Would you like to find an adorable baby quilt for an upcoming grandbaby? You can request to see all of the books we have on a topic, and I can wheel the boxes to the meeting for you to look through.
- You can send me your requests and I can have them available for you to pick up at my house on Patterson Ave/Cathedral Oaks.

Here are just a few titles we have added this month:



Come and find inspiration for your next project!

- Traci Cope, Library Chair

Block of the Month for April 2023 Spring Garden

12" x 12" Block (12.5" x 12.5" unfinished)



Cutting

- One 4 1/2" square of a floral print - pansies, daffodils or tulips are perfect!
- Eight 2 1/2" squares in a light purple fabric;
- Four 2 1/2" by 4 1/2" rectangles of green fabric;
- Four 2 1/2" by 8 1/2" rectangles of another floral fabric.

Assembly

Stitch as you would for a log cabin block, beginning in the center and working your way out to the edge of the block.

- A: Stitch two green rectangles to opposite sides of the central 4 1/2" square. Press.
- B: Stitch two purple squares to opposite ends of the two remaining green rectangles. Press.
- C: Stitch B (the green rectangles with their purple ends) to A. Press and trim to an 8 1/2" square.
- D: Stitch one 2 1/2" by 8 1/2" rectangle to C; repeat by stitching the second 2 1/2" by 8 1/2" rectangle to the opposite side of C. Press.
- E: Stitch two purple squares to opposite ends of the remaining two 2 1/2" by 8 1/2" rectangles. Press. Stitch the resultant 2 1/2" by 12 1/2" rectangles to opposite sides of D. Press. Trim to 12 1/2" square.



Blocks can be sent to Suzanne Ahn, 4848 7th St., Carpinteria, 93013, no later than **April 11, 2023**.

In-person attendees, please bring your completed blocks to the meeting.

February BOM Winner

The winner of the February Sweet Heart blocks was **Karen Barksdale**. Congratulations!

- **Suzanne Ahn, Block Of The Month**



Photos!

Sandy O'Meara, our Guild Treasurer, has agreed to take photos at the live meetings to share with our webmaster, Bonnie Barber.



Sandy doesn't claim any photographic ability, except a willingness to take photos, but she's done a terrific job so far.

If you find her camera pointed in your direction, please don't be shy and *smile*.

Many thanks to Sandy and Bonnie for all they do for our Guild. Please take a moment to view their efforts, if you haven't already, on the "[Gallery](#)" page of our website. Happy viewing!

March Birthdays

Barb Postma	March 2
Rosana Swing	March 2
Karen Barksdale	March 3
Ann Picker	March 3
Kris Muller	March 5
Alicia Bonnette	March 5
Maureen Kampen	March 7
Joan Watts	March 8
Barb LaPlante	March 12
Mary Maxwell	March 13
Diane Moore	March 22
Elizabeth Jenquin	March 26
Cristina Wood	March 28
Kristin Ingalls	March 29



LOMPOC QUILTERS ETC. PRESENTS



**SEWN WITH LOVE
QUILT SHOW**

May 6 - 7, 2023

Saturday, 10:00 am - 5:00 pm
Sunday, 10:00 am - 4:00 pm

LOMPOC VETERANS' MEMORIAL BUILDING
100 E LOCUST AVE.
LOMPOC, CA

**Raffle Baskets - Mini-Quilt Raffle
Opportunity Quilt Tickets**

2-DAY GENERAL ADMISSION... \$10.00
CHILDREN UNDER 12... FREE

Quilters Etc.
P.O. Box 2507 - Lompoc, CA 93438

Coastal Quilters Guild, Inc.

Coastal Quilters Guild of Santa Barbara and Goleta is a non-profit, educational and charitable organization. The purpose of the Guild is to educate its members about the history and preservation of the art form of quilting and its related topics; to learn new techniques and improve skills; and to inform the community at large about our quilt making heritage.



Coastal Quilters Guild, Inc.

P.O. Box 6341
Santa Barbara, CA 93160

www.coastalquilters.org