



Coast Lines

Coastal Quilters Guild of Santa Barbara & Goleta, California

Volume 34, Number 11, May 2023

Fabric Sale Workshop

May 6, 10 am- 3 pm
Unity Shoppe
1401 Chapala St, Santa Barbara

Guild Meeting

Annual Meeting & Voting

May 11, 7 pm
Neil & Keith Coffman-Grey:
"Quilt Project Gold Coast"
Live Oak Unitarian
Universalist Congregation
820 N. Fairview Ave., Goleta
Doors open 6:30 pm
Zoom opens 6:45 pm
In-person & via Zoom
Challenge submissions due!

Board Meeting

May 18, 7 pm
via Zoom

Next Month's Meeting

June 8, 7 pm
Challenge: "Color Wheel
Black Magic"
Live Oak Unitarian
Universalist Congregation
In-person & via Zoom

Fabric & Book Sale

June 24, 9 am-2 m
St Andrew's Presbyterian Church
4575 Auhay Dr, Santa Barbara

News articles due **May 21**
send to: newsletter@coastalquilters.org
with images sent as
separate jpeg or png files

Questions? Or to change your
address, phone, email, etc., please
email: info@coastalquilters.org

May Program: Neil & Keith Coffman-Grey - "Quilt Project Gold Coast"

*May 11, 7 pm, Live Oak Unitarian Universalist Congregation, Goleta,
Hybrid Meeting - Presenting in-person & via Zoom*

A quilt can be created to convey a variety of sentiments. It may be designed to celebrate a new baby, a marriage, a birthday, a loss or to express an emotion or opinion.

The Quilt Project Gold Coast organization, serving Santa Barbara and Ventura counties, exists to create and display AIDS Memorial Quilts. Their volunteer efforts are aimed at HIV/AIDS awareness and remembering those lost to the disease. Through the production of quilt memorial panels, they also help survivors cope with the loss of their loved one. This project reminds us all that the disease has not gone away and the crisis of AIDS is ongoing.

Quilt Project Gold Coast's activities include information booths; displays of quilts at health fairs, churches, synagogues, colleges and festivals; as well as presenting and speaking to groups and organizations. They also have a very fun quilting bee two evenings each month where memorial quilts are created.

All are welcome to attend even if sewing is not (yet) a part of your skill set.

Keith Coffman-Grey, Board President for the Quilt Project Gold Coast, and his husband Neil Coffman-Grey will share information about their project and show examples of their quilts at our May meeting.



We hope you can join us either in-person or via Zoom for May's in-person speakers.



President's Message

Last month I was inundated with questions about when I was leaving, where I was going, and would I still be involved in our Guild. Personally it feels like a double-edged sword to be committing to another year in Santa Barbara, but I have to acknowledge that the love I felt from you all went a long way to softening that blow. When I moved here, almost fifteen years ago, I knew nobody. YOU have been my family, my community, my lifeline. And I THANK you, eternally and without reserve. That's a big deal, coming from a Brit!



Our community works because we have creativity, love and generosity at the heart of so much that we do. The ability to grow and encompass new friends, new techniques and new ideas is at the heart of what makes us so good!

I received many messages after my talk last month, and indeed after some newsletter pieces that have resonated with others. I am SO incredibly grateful for those messages, and I apologize if I don't always reply in a timely fashion!



I am exceedingly grateful for having been able to serve as your President, and am excited for what comes next, if only because I get to take

a back seat once again! I have learnt so much about myself in the last two years, through the Guild, at work, as a parent, and as a wife. Some of it has been REALLY tough! But I honestly don't think I'd change any of it - I'm a big believer in the idea that 'what doesn't kill you makes you stronger'!

And so now I look ahead, in my personal life (there are no odds currently available on where that's going!) and for our Guild. We just accrued 200 members this year. Many of those only attend on Zoom, and I see that increasing as time goes on. Our bank balance is strong, but we need renewing

Continued . . .

Coastal Quilters Guild Board

Guild President: Bee Saunders
Recording Secretary: Susanne Kyre
Guild Treasurer: Sandy O'Meara
Corresponding Secretary: Cynthia Manzer
Membership Coordinator: Jennifer Frangos
Parliamentarian: vacant
Program Director: Nancy Butterfield
Public Relations Coordinator: Elaine Rottman
Speaker Liaison: Carole Kennedy
Workshop Coordinator: Bonnie Barber

Committee Chairs

Block of the Month: Susanne Ahn
Challenge: Suzy Pelovsky & Diana Hamilton
Community Projects: Ranell Hansen, Pam Holst, Linda Estrada, Rochelle Schneider
Door Prizes: Lynn Manchester
Library: Traci Cope
Newsletter Distribution: Mary Ringer
Newsletter Editor: Eileen Lewandowski
Newsletter Layout: Elisa Purnell
Opportunity Quilt: Sue Kadner
Quilt Show: Nancy Butterfield
Refreshments: Mary Wenzel
Satellite Group Coordinator: Sue Orfila
SCCQG Representative: Rosana Swing
Webmaster: Bonnie Barber
Welcome Committee: vacant

. . . Continued

and new members to keep that momentum going. And we rely on the generous donations that are given alongside membership renewals - \$5, \$10, \$50.... Every dollar helps to secure the best speakers and workshops, especially when costs continue to rise.

Rest assured that I will NOT be disappearing any time soon, and I will keep looking to ALL of you to keep the dream alive! In the meantime, I have a Challenge quilt to sew!

With best wishes, always,

- Bee Saunders, CQG President

Workshops! Oh My, Do We Have Workshops!




One of the major benefits of being a Guild member is the opportunity to take **WORKSHOPS** from **BIG NAMES** and **RISING STARS** in the quilting community for much **LEss** than you'd usually pay at conferences or other venues. Recent workshops have gotten rave reviews . . . how can you resist these upcoming fab *in-person* offerings?? **Learn** - or practice - a new skill . . . **Hang out** with quilty friends . . . Earn **bragging rights** for the next show and tell!

Friday, July 14, 9-3, \$50 members
Veruschka Zarate: "Santa Barbara Sunset"

Are you thinking **Veruschka Who?** - check [HERE](#), and [HERE](#), and [HERE](#), then sign up [here](#)!

Veruschka will introduce us to her method of foundation paper piecing using a brand new design - Santa Barbara Sunset - she is creating just for us!



Not our workshop, but similar.

Veruschka began learning traditional piecing and quilting techniques in 2016 and foundation paper piecing in 2019. After falling in love with the technique, she set out to create her own designs focused on subjects that inspire joy, vibrancy, empowerment and encouragement.



She is the winner of this year's Award of Merit from the National Association of Quilt Judges for her amazing Joan of Arc quilt - done with FPP! Veruschka's Pride and Joy quilt - awarded People's Choice at Quilt Con 2022 - is made up of 2,349

shapes, 20 colors of cotton fabric and measures 70x70". "I enjoy clean, modern, minimalistic approaches to quilting to give an impressionistic and modern effect."

Veruschka is the proud mother of two precious boys, her Pride and Joy and the inspiration behind the company, and has been married to her husband for almost 20 years. A California native, her professional background is in Counseling Psychology (Licensed Marriage & Family Therapist).

Friday, September 15, 9-3, \$50 members
Julia McLeod: "Starting with Silk"

What does **Julia McLeod's** work look like?? - check [HERE](#), and [HERE](#), and [HERE](#), plus a 3 minute overview of her silk workshop [HERE](#), then sign up [here](#)!

Julia will show us how to deconstruct pre-made silk items (think neckties and scarves) and prepare them for use in our quilting projects. We will do some improvisational piecing and foundation piecing exercises as we complete a pillow-sized finished piece.




Julia is an international award-winning quilt maker living and working in Northern California, just east of San Francisco. Born and raised in England, she worked as a textile designer in the woolen and worsted mills of Yorkshire and Scotland before taking a job with a luxury tailoring company on London's Savile Row. A design position at a menswear company in New York City brought her to the US, and she's been here ever since.

Since 2016 Julia has specialized in making silk quilts, sourcing her fabrics from neckties, clothing and furnishing fabrics. She has been featured on [TheQuiltShow.com](#); is on the teaching faculty of [Quilt Fest](#) and [Quilt Festival Houston](#); blogs regularly on the collaborative sewing blog, [See How We Sew](#); and is an active member of San Francisco Quilters Guild and East Bay Heritage Quilters.

Library

Hello Quilters! I hope you can visit our library during the next live meeting. Or, if there is something you are interested in, you can peruse the online catalog and send me a message at library@coastalquilters.org and we can find a way to get the book(s) to you.

Here are some recently added books you might wish to check out to inspire your next quilt:



- Traci Cope

Gateway to Yosemite Quilt Show



Saturday, May 20, 10 am - 5 pm
Sunday, May 21, 10 am - 5 pm
Oakhurst Community Center
39800 Road 425B, Oakhurst, CA

www.SierraMountainQuilters.org

Vendors - Raffle Baskets - Quilt Raffle - Silent Auction

April BOM Winner

The winner of the March BOM was **Naomi Hicks**.
Congratulations!

- Suzanne Ahn, *Block Of The Month*



SCCQG

Both Nancy Butterfield and I attended the annual "Meet the Teachers" presented by SCCQG via Zoom on Saturday, April 8. Once again, SCCQG had many teachers with a variety of topics and lectures that were viewed with 3 minute videos per teacher. Workshops and lectures ranged from how to organize your tools and traditional quilt patterns to how to photograph your quilt. This valuable resource helps Guilds preview a variety of potential speakers for presenting to their Guilds. Nancy and I each selected those topics and teachers we felt might prove interesting as future possibilities.

- Rosana Swing

Refreshments

Refreshments for the May meeting would be appreciated from members with **April** birthdays. Thank you!



- Mary Wenzel

For Sale

JUKI TL-2010Q sewing machine \$800 (list price \$1699). Excellent condition, hardly used. Consists of all that came with the machine, including free motion foot and walking foot, plus extra accessories such as the 1/4" foot and lots of bobbins. A wonderful little straight stitch machine. Quilters love this machine for piecing and machine quilting.

- Marty Frolli

Please see directory for my contact info



Quilt Challenge 2023

Due May 11 or 12; Voting June 8.

How to enter, how to vote! It's that most wonderful time of the year — our Guild Challenge! This year will be our first truly hybrid Challenge, where Zoomers and Roomers can all participate. It's very exciting to put a pioneering plan in place, and we need your help. The Challenge is the big event at our June 8 Guild meeting. Suzy Pelovsky is Chair.

How to enter: Zoomers: You can choose between mailing in your actual entry, taking a photo of it and sending the photo in, or delivering it in person.

- If you are **mailing your entry**:
 - * send it to Ranell Hansen, 539 Walnut Ave., Carpinteria, CA 93013;
 - * make sure it will arrive by May 11;
 - * print the entry form from the Guild website. (Go to CoastalQuilters.org, click the tab marked "Challenge," and in the upper left hand corner of that page, click on "2023 Entry Form");
 - * send your filled-in entry form along with your quilt or placemat.
 - * After you put your entry in the mail, send a note to Ranell Hansen at lrenar.nesnah@gmail.com telling her you have mailed your Challenge entry.
- If you are a Zoomer **submitting a photo**:
 - * take a clear photo of your entry; *and*
 - * take a clear photo of your filled-in entry form; *and*
 - * send them both in an email to Zoom@coastalquilters.org;
 - * email Ranell at lrenar.nesnah@gmail.com saying you have sent in your photo for the Challenge.
- If you're a **Zoomer delivering your entry in person**, follow the instructions for Roomers below.

How to enter: Roomers: If you are planning to participate in the Challenge in person, or if you're a Zoomer who would like to deliver your entry in person, you can:

- **bring** your entry, and the filled-in entry form, to the May 11 Guild meeting and give it to Suzy Pelovsky; *or*
- take your entry and entry form to **Suzy Pelovsky's** home (805-898-0850) by May 12; *or*
- take your entry and entry form to **Carol Hart** in Carpinteria (805-684-3822) by May 12; *or*
- take your entry and entry form to **Ranell Hansen**, Wake Center, Room 9, Goleta, May 12 from 1-4 pm.

Continued . . .

. . . Continued

How to vote: Everyone: Thanks to Jennifer Hendrickson, **Zoomers** can vote from home on your phone, tablet, or computer; and **Roomers** can vote at the June 8 meeting on your phone, tablet, or computer. We will have laptops set up in the meeting room, with helpers if you need them, for voting on-site.

On Thursday, June 1, you will receive an eBlast with the link to the voting site. Clicking that link will allow you to see photos of all the entries, minus the quilter's name. All entries delivered in person will be photographed by the Challenge Committee. You can vote:

- electronically right then or anytime during the week up till the meeting; *or*
- electronically at the meeting until close of voting.

Roomers: When you come into the room on June 8, the Challenge entries will be set up for viewing.

Zoomers: We'll do our best to give a bird's eye view of what's going on, but for you to see the entries in detail, you will need to look at the photos online.

As is our traditional way of doing the Challenge, voting will close at an announced time during the meeting, final votes tabulated, and the winners announced. All entrants will then be able to talk about their entries, one at a time.

Challenge guidelines can be found on the Guild web page under the Challenge tab. Any questions about the Challenge, contact Challenge Chair Suzy Pelovsky (805-898-0850). Any questions about voting, email your question to Zoom@coastalquilters.org.

Thank you all for being part of making our Guild activities available to all, near and far, and for your willingness to be digital pioneers!

- Susan Bullington Katz



Membership

Welcome to new member **Christine Knight!**

The Guild enjoyed a lively, robust attendance at last month's meeting, due in large part to those involved in bringing speaker Jean Impey to us. Thank you to Nancy Butterfield and others for contributing to the value of membership.

- Zoom attendance: 35;
- In-person attendance: 62 signed in (65 by head count, please sign in!)

While new formal Guild badge holders are still in the works, Ranell Hansen designed and produced an online tutorial to make your own customized badge holder. As her monthly motivator to in-person attendance, she also prepared and offered free badge holder fabrics at the last meeting to complete the project quickly. Please check out the Guild website for her full instructions. Thank you, Ranell!

The Guild will begin its membership renewal campaign by the end of this month, continuing through the summer. The **23/24 Membership Renewal form** is available on the [Guild website](#). Please make a hard copy and send it, along with appropriate fees, to Coastal Quilters, PO Box 6341, Santa Barbara, CA, 93160. Be sure to check that all contact information is current! You may call your renewal in, using your credit card, by reaching out to either Jennifer Frangos (Membership) or Sandy O'Meara (Treasurer). Texting us first will enable us to be sure you are not spam. Our contact info is also on our Guild website.

If you intend to join Guild meetings via Zoom, please consider adding extra fees to cover new directory mailing costs or plan to have a friend accept it for you at the in-person meeting.

- Jennifer Frangos, Membership

May Birthdays

Marcia Brown	May 1
Becky Gallup	May 4
Rita Hardin	May 4
Shirley Morrison	May 4
Michele Bonnet	May 4
Barbara Kuhn	May 5
Mona Escobar-Ornelas	May 9
Judith Patterson	May 10
Ursula Dial	May 10
Melinda Taylor	May 10
Ginny Rojas	May 11
Marilyn Lake	May 12
Andrea Ramirez	May 12
Kathy Piasecki	May 13
Sue Orfila	May 19
Marcia Greiten	May 22
Sue Reinhart	May 23
Ginnie Murach	May 25
Eileen Lewandowski	May 27
Mary Ringer	May 30

LOMPOC QUILTERS ETC. PRESENTS



**SEWN WITH LOVE
QUILT SHOW**

May 6 - 7, 2023

Saturday, 10:00 am - 5:00 pm
Sunday, 10:00 am - 4:00 pm

LOMPOC VETERANS' MEMORIAL BUILDING
100 E LOCUST AVE.
LOMPOC, CA

**Raffle Baskets - Mini-Quilt Raffle
Opportunity Quilt Tickets**

2-DAY GENERAL ADMISSION... \$10.00
CHILDREN UNDER 12... FREE

Quilters Etc.
P.O. Box 2507 - Lompoc, CA 93438

Block of the Month for June 2023

Log Cabin Flowers

12" x 12" Block (12.5" x 12.5" unfinished)



Cutting

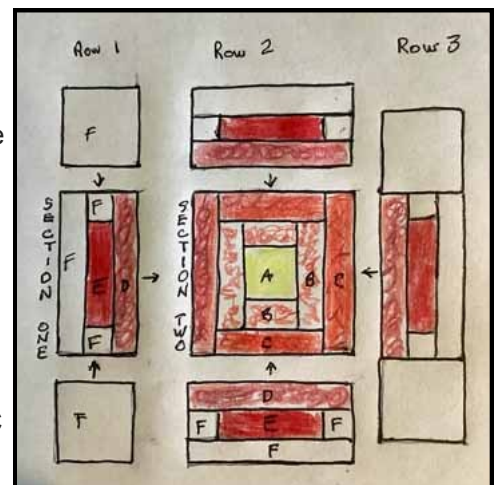
- Piece A should always be yellow, for the center of the flower. Cut a 2 1/2" by 2 1/2" square.
- For the B pieces, cut two 1 1/2" by 2 1/2" rectangles of the first shade of your chosen color; then cut two 1 1/2" by 4 1/2" rectangles of the same shade.
- For the C pieces, cut two 1 1/2" by 4 1/2" rectangles of your second shade; cut two more rectangles, measuring 1 1/2" by 6 1/2" of your second shade.
- For the D pieces, cut four rectangles measuring 1 1/2" by 6 1/2" of a third shade.
- For the E pieces, cut four rectangles measuring 1 1/2" by 4 1/2" of a fourth shade.
- The F pieces must always be white. Cut eight 1 1/2" squares. Cut four 1 1/2" by 6 1/2" rectangles.
- Lastly, cut four 3 1/2" squares.

Assembly

Celebrate summer with flowers of varied shades of yellow OR orange OR red. Please do not mix those colors within a block. This is a good chance to use up small scraps from your stash. The piecing is based on a log cabin design.

Consult the diagram.

- For all rows, begin by stitching two of the white 1 1/2" squares to opposite ends of the E pieces. Then stitch one of the D pieces to one side of that strip. Lastly, attach a 1 1/2" by 6 1/2" white strip. Make four of these sections, labeled Section One on the diagram.
- For Row 1: stitch two of the white 3 1/2" squares to opposite ends of a Section One. The white strip of section one will be on the edge of the block.
- For Row 2: to make Section Two, begin by stitching two short B pieces to the central yellow square. Then stitch the two 1 1/2" by 4 1/2" B pieces to opposite sides of the yellow center and smaller B pieces in order to make a square. Continue by stitching the two 1 1/2" by 4 1/2" C pieces to opposite sides of the above square then stitch the remaining C pieces to the other sides of the square to make a new square.
- Attach a section one piece to opposite sides of section two, keeping the white strip on the outer edge.
- For Row 3, follow the instructions for Row 1.
- Final assembly: attach Rows 1 and 3 to opposite sides of Row 2, being very careful to have the white strips of all four section ones on the outer edge of the block.



Blocks can be sent to Suzanne Ahn, 4848 7th St., Carpinteria, 93013, no later than **June 6, 2023**.
In-person attendees, please bring your completed blocks to the meeting.

Community Projects

The final recipient of the bounty of our Guild contributions this year will be Angels Foster Care. The Community Projects Committee would like to thank our talented and creative membership for donating receiving blankets, burp cloths and kid quilts to be given to the organization. You have made our job a joy to do.

Thanks also to those who participated in the orphan block placemat challenge. Your contributions have given our NEW Community Projects Team a head start on placemats for Meals on Wheels this December. As always, we are blown away by your creativity and generosity.

The Committee will be holding a Fabric and Book Sale at St Andrews Presbyterian Church on Saturday June 24 from 9 - 2.

A workshop is planned for Saturday, May 6, 10 - 3, at Unity Shoppe Headquarters to sort and prepare fabric for the sale. If you would like to participate, please email Ranell at llear.nesnah@gmail.com.

We have enjoyed serving on the Community Projects Committee these past two years and thank everyone who contributed quilts and other projects to our cause. With your help, we have truly fulfilled our Guild's mission of community outreach.

**- Pamela Holst, Linda Estrada,
Rochelle Schneider, Ranell Hansen
(and Mary Maxwell),
Your Community Projects Committee**

"Sparkle" Wrap-Up

Our first in-person workshop in more than three years occurred on April 14 at St Andrews and was a wonderful experience for the ten lucky members who took part. Jean Impey taught her method for creating wonky eight-pointed star blocks, as well as improv churn dash blocks, to compose a sparkling quilt when assembled. Members also learned a speed method for creating half-square triangles used for borders and fills to create a truly striking assemblage.



The space was well lit and organized, with plenty of space for each quilter. Best of all was the camaraderie shared when members gather, learn and create together. Attendees' comments included how they enjoyed the time spent sharing ideas; being able to see the details up close; how much they enjoyed the personal time with the instructor; and how the instructor helped them with several of their tools. We hope *you* can join us for upcoming workshops when we welcome yet more renowned instructors.

- Nancy Butterfield, Program Director

Coastal Quilters Guild, Inc.

Coastal Quilters Guild of Santa Barbara and Goleta is a non-profit, educational and charitable organization. The purpose of the Guild is to educate its members about the history and preservation of the art form of quilting and its related topics; to learn new techniques and improve skills; and to inform the community at large about our quilt making heritage.

Coastal Quilters Guild, Inc.



P.O. Box 6341
Santa Barbara, CA 93160

www.coastalquilters.org
