

Coast Lines

Coastal Quilters Guild of Santa Barbara & Goleta, California

Volume 35, Number 5, November 2023

Guild Meeting

November 9, 7 pm

In-Person: CHQP-California
Heritage Quilt Project
Live Oak Unitarian
Universalist Congregation
820 N Fairview Ave, Goleta
Hybrid Meeting

November Workshops

November 10

9 am - Noon - CHQP

Documentation Workshop

9 am - 3 pm - Sew Day

"Thanks-Giving Back"

St Andrew's Presbyterian Church
4575 Auhay St., Santa Barbara

Board Meeting

November 30, 7 pm, via Zoom

Next Month's Meeting

December 14, ****3 pm****

In-Person: Holiday Tea Party
Location TBD

Coffee Break

December 22, 1-3 pm, via Zoom
Holiday Exchange &
Festive Porch Display

News articles due November 19
send to: newsletter@coastalquilters.org
with images sent as
separate jpeg or png files

Questions? Or to change your
address, phone, email, etc., please
email: info@coastalquilters.org

November Program: CHQP - California Heritage Quilt Project

*November 9, 7 pm, presenting in-person & via Zoom,
Live Oak Unitarian Universalist Congregation, 820 N. Fairview Ave, Goleta*

This month we will have the unique privilege of a presentation by members of the California Heritage Quilt Project who will discuss documenting our quilts.

This organization has been around since 1984 and has registered thousands of quilts. Their mission is to seek out and record the history of California quilts and their makers or owners.



Their accomplishments include an archive of recorded oral histories of quilters which now lives at the University of Nebraska- Lincoln library (with a copy at UC Berkeley). They have developed a children's program called Make History where local guilds present a lesson to 4th grade students who learn history through quilts.

The group was asked to create a "Tribute to California" quilt in 1996 and, through the leadership of Zena Thorpe, the California Sesquicentennial quilt was born. Some of our own Coastal Quilters participated in its creation.

During our meeting they will introduce an exciting way for us to document our own quilts. The documentation form is very detailed and covers everything imaginable, from color and size to how you attached the binding. A section is also included to feature a bio of the quilt artist. They will show us how to take photos and add them to the database. Our images and information will then be added to the Quilt Index, a digital repository of thousands of images, stories and information about quilts and their makers.

Our very own Pat Masterson is on the advisory board of the California Heritage Quilt Project.

Don't miss this educational and informative program. It ties in well with a proposed exhibit at our 2024 quilt show called, "Preserving our Quilt Heritage." Look for more information in the coming months.

- Ranell Hansen

President's Message

This month as we celebrate Thanksgiving, and giving back to our community, I am reminded of a chance meeting that left a lasting impression. More than a dozen years ago, when I was new to Coastal Quilters and enrolled in adult education sewing classes, I was ever on the lookout for quilting cotton fabric. I was in the basement level of Tuesday Morning sorting through glassware, paper plates and greeting cards when like a moth to the flame I was drawn to twenty or so precut half yard pieces of fabric. Another member, and past Guild president, Betty Kelly found the fabric before me and we each commented that we did not need another piece of fabric. She said, "What do you do when you have given every relative a quilt? I give them away." Betty was further along in her quilting career than I was at the time and since then I have seen many of the quilts she has donated to Community Projects.



A few weeks ago, I learned that another past Guild president, Linda Boynton de Sepulveda, sewed five quilts in seven days to meet a hard deadline for quilts being shipped by the Chumash Tribe to Maui, Hawaii after the devastating fire. This is an amazing and generous donation of Linda's very special talent. And yet another past Guild president, Marty Frolli, machine quilts sandwiched tops on her long-arm machine, so long as they will be donated to our Community Projects inventory.

We have a long legacy of Guild leaders and members giving to our community. Quilting for charity is written into our Purpose in the ByLaws. I am pleased to promote this concept by scheduling sew days and informing members about where you can find patterns and ideas on our website. Nancy LaRoche-Blau, a new member and one of our Community Projects team, shared that she was inspired to join the Guild after seeing a "parade of community quilts" which happens periodically at our meetings.

Continued . . .

Coastal Quilters Guild Board

Guild President: Barbara LaPlante
Recording Secretary: Jennifer Hendrickson
Treasurer: Sandra O'Meara
Corresponding Secretary: Isabel Downs
Membership Coordinator: Carole Kennedy
Parliamentarian: Kristen Watts
Program Director: Nancy Butterfield
Public Relations Coordinator: Christine Knight
Speaker Liaison: Polly Matsuoka
Workshop Coordinator: Bonnie Barber

Block of the Month: Kika Hutchings
Challenge: Patti Hunter, Ranell Hansen, Carol Fay
Community Projects: Nancy LaRoche-Blau, Susan White, Michelle Garbarino & Kathy Piasecki
Door Prizes: Linda Estrada & Marilyn Martin
Library: Traci Cope
Newsletter Distribution: Mary Ringer
Newsletter Editor: Eileen Lewandowski
Newsletter Layout: Elisa Purnell
Opportunity Quilt: Carol Fay & Sue Kadner
Quilt Show 2024: Nancy Butterfield & Ranell Hansen
Refreshments: Mary Wenzel & Margaret Dear
Satellite Group Coordinator: Sue Orfila
SCCQG Representative: Rosana Swing
Webmaster: Bonnie Barber
Welcome Committee: Pam Holst & Shirley Morrison

. . . Continued

We are fortunate to have free fabric and batting to create community quilts, and the need is ever more pressing, so I hope you will find a way, or a quilt or two or three, to give away.

- Barb LaPlante, CQG President



November Workshop #1: Thanks-Giving Back Sew Day

*Friday, November 10, 9 am - 3 pm, In-person,
St. Andrew's Church, Santa Barbara*

Community Projects received two big donations of fabric recently. Kathy and Susan spent a morning sorting through the donated fabric. Nancy delivered 147 cradle kits to Unity Shoppe, so it is time to restart on those that will be needed in the year ahead. Nancy has printed up new and beautiful labels for our community quilt giveaways - ask about receiving some to attach to your projects.

We're very excited about the FREE, in-person Sew Day. There is no charge for members who are working on Guild projects. Postcard supplies, *free* fabric, unfinished quilts, cradle and veteran's kits will all be available, plus there will be *snacks* to sustain you through the afternoon. All at no cost! You can come and go as your schedule allows and pick and choose your project. We will have to set up and break down the room ourselves, and don't forget to bring your sewing machine and other sewing essentials.

If you plan to attend the Sew Day, please send an email to programs@coastalquilters.org so we know how many to plan for. See you there!

**- Nancy LaRoche-Blau, Susan White,
Michelle Garbarino & Kathy Piasecki**

Membership Update

We currently have 179 members and 75% have received their 23-24 Directories. Attendance at the October meeting was 45 in person and 33 via Zoom for a total of 78 members!

A warm welcome to new member **Karen Peabody** who attended the October meeting.

Seventeen members have registered for the bus to Road to California. Sign-up soon to reserve your seat!

- Carole Kennedy, Membership Chair

November Workshops #2: CHQP Evaluation

*Friday, November 10, 9 am - noon, In-person,
St. Andrew's Church, Santa Barbara*

The CHQP ladies will demonstrate how to best photograph and document your quilts for the CHQP online database. They will start with the Guild's wonderful "Santa Barbara" quilt as well as other notable quilts in the Guild inventory. Get their advice so you can decide if you'd like to document a quilt or two of your own in the future.

- Nancy Butterfield

December Holiday Party

At our Guild's Holiday Party on December 14 we will celebrate sewing with friends, particularly the friendships made through our Satellite Groups. Each of our small groups will have an opportunity to share group projects or challenges, field trip stories or classes that have been enjoyed by members. We will introduce our new members and acknowledge them with a gift before we gather to enjoy a formal tea party. We are bringing out the good silver, so to speak, and will have some wonderful savory bites and sweet treats to be enjoyed around decorated dining tables. Our business meeting will start at 3 pm, with the program and refreshment time to follow.



How can you help? We'd love to serve some of your special holiday appetizers, cookies, candy or other treats. Please contact Sue Gierhart if you can contribute to our refreshment table. And, if you are secretly hiding your floral design skills, please step forward to create a centerpiece for one of our dining tables. Come sit with your friends, or meet new ones, and enjoy the holiday season with the Guild.

- Barbara LaPlante

Little Bag Holiday Gift Exchange

Friday, December 22, 1 - 3 pm,
during our monthly Coffee Break via Zoom

Don't miss the opportunity to participate in our fun gift exchange as part of our December Coffee Break! If you did not sign up at the October meeting, your first step is to send your name and email address to zoom@coastalquilter.org. The deadline has been extended to November 3 to give us time to draw names and get the info to each participant.


This year's theme is **Little Bags!** It can be any size, as long as it's small enough to mail in a small - roughly 5" x 8" - padded envelope. There are some basic rules - including that the bag have some type of closure, like a zip, snap, tie, etc. - but you are free to be as creative - or as simple - as you like! There are multiple examples to be found on Pinterest and YouTube - you will be amazed.

After you sign up, you'll receive a short questionnaire asking for a few favorite things to be shared with the person who draws your name. You will also receive a more complete set of instructions. And of course, you will receive the name and details of the person for whom you are making a bag. But for now, just sign up to be a participant in this fun and delightful activity. The more the merrier, as they say!

- Karen Pickford

Congratulations!

Congratulations to Paulette Ley for her third place win in the City of Goleta's 2nd Annual Creek Week Art Contest, held at Goleta Valley Library. This year's theme was "Goleta the Goodland, Thriving Habitats." Goleta Mayor Paula Perotte selected the winners from a record number of submitted art pieces. Paulette's quilted wall hanging, "Redwood Trees," was the only fiber arts submission. Way to go, Paulette!



Quilting Tips, Tools and Hacks #3

Do you have a favorite sewing tip or trick to share? Please send it along to newsletter@coastalquilters.org.

Recently, I've been inspired to sew some hexies. Many of you may have tried English Paper Piecing. It's been awhile since I stitched and appliquéd this way. What I found is: it's all about the thread!



I've purchased some Wonderfil Decobob thread. It's an 80 weight polyester. Yup, polyester! It stitches beautifully. It is so fine that you do need to tie it on the needle with an overhand knot. This is the favorite thread of Sue Daley, the queen of EPP. See Sue do her magic on YouTube [here](#).

Did you know . . . this is also the thread recommended by our last speaker, Giuseppe Ribaud, for his tiny piecing work!

- Marty Frolli

Bus Trip To Road

Join fellow Guild members on January 20 for a day trip to Road to California Quilt Show and leave the driving to Santa Barbara Airbus.

We will be picked up in the early morning at the Airbus stop near the old Sears store at La Cumbre Mall. You can park and leave your car there for the day. Additional stops will be added if members in Carpinteria and Ventura reserve seats. The cost, which includes transportation, snacks, admission to the show and a tip for the driver, is \$75.00 for Guild members and \$85.00 for guests. Sign up in person at Guild meetings or email Barbara LaPlante to reserve a space.



- Barbara LaPlante

Announcing Guild Challenge 2024! “Memorable Meals”

What was your most memorable meal or food experience? Where were you when you ate it? Was it at a 5-star restaurant or a neighborhood diner? A picnic at a favorite site that was invaded by ants? A family meal at home? Was it high tea? Who were you with, if anyone? What made that food so memorable? Similarly, what was your most memorable food experience on the negative side? Was it the taste of cilantro that set your hair on fire?



That first bite of raw fish or sushi? There are so many possibilities, each one as unique as you and your food memories. Let your imagination and food memories give birth to a quilt for our quilt challenge in

2024. We want to hear the stories that go with the memory as much as seeing the challenge result.

The parameters for the Challenge are similar to those in the past. There are no limitations in colors or materials used. Creativity is encouraged. Three dimensional pieces are allowed. Your “Memorable Meal” must be on the front of the quilt or clear from the three-dimensional piece. The overall circumference/perimeter should be under 120 inches.

Challenge quilts must be submitted by our meeting in May 2024. Entries will be revealed at the June 2024 Guild meeting.

- **Patti Hunter, Ranell Hansen & Carol Fay**

For Sale

2015 Elna Excellence 760 sewing machine (cost new \$2200), with Horne cabinet table (47.5” w, 39” deep w/ extension, 19.5” w/o, 29.5 h); rolling chair included. Cover and many extras. All great condition. \$2000. David Schlichter, Ojai, 310-415-4948.



Opportunity Quilt - Midnight In The Garden

Tickets for our 2023/24 Opportunity Quilt, Midnight in the Garden, will be available until the December meeting. Tickets are \$5 each or five for \$20. Opportunity Quilt sales are one of our fundraisers in a non-quilt show year and we ask each member to purchase \$20 worth of tickets for themselves, or to share with friends and family. The winning ticket will be selected at the 2023 Holiday Party.

Tickets are available at the November 9 meeting and the workshops on Friday, November 10. If you are unable to attend those events and would like to use a credit card or send a check, please call Sue Kadner at her landline, 805-966-6230. If she is not home, leave a message and she will call you back. Do not leave your credit card number in the message and do not send her an email. Note: per State of California law, raffle tickets may not be purchased via the internet nor requested by email.



Midnight In the Garden, 88 x 96”

- **Carol Fay & Sue Kadner,**
Opportunity Quilt Coordinators

Door Prize Winners

Congratulations to our September door prize winners, Polly Matsuoka, Jen Foti (from L.A.) and Gaye Pelzman. Pat Masterson won a fat quarter for wearing her name tag. Our October door prize winners were Ursula Almeida, Carolee Clayton and Diana Hamilton. Linda Boynton de Sepulveda and Kika Hutchings each received a fat quarter for wearing their name tags. Thanks to all who bought tickets to support our Guild.

- **Linda Estrada & Marilyn Martin**

Front Porch Festive Quilt Show

Friday, December 22, 1 - 3 pm, via Zoom

Greetings, fellow quilters! I think we lucked out this year in the Luckiest Quilt Guild category, 'cause this is the year that we have not one, but *two* holiday parties lined up - one for those who can join in person and one on Zoom for everybody, near and far!

The Zoom party will be Friday, December 22, and will include the Front Porch Festive Quilt Show. If you were with us during the pandemic, you know this used to be the Front Porch Holiday Quilt Show, but since we had a feeling some of us (quietly raising my hand here) might not have another holiday quilt to show, we decided to make this a "Festive" Quilt Show, covering holidays of all kinds, and all the days in between.

So here's what to do: Part 1) Be thinking about a quilt (any size) you've made since the beginning of the pandemic. That's the only requirement! You may have heard the stipulation about it being a quilt that hasn't been shown before, but we let go of that rule, because it just seemed to restrictive, and besides, the more quilts, the merrier, right??

This could be a quilt you're still working on or one you want to make between now and December 15. It might be one you finished in March 2020! It's up to you. Again, any size, any theme, any color.

Sometime between now and December 15 take two pictures of your quilt - one of the entire quilt and the other a close-up - on your front porch or by your front door. If you live in an apartment and the hallway really isn't conducive to good photos, feel free to take a picture outside in the yard or at the park or wherever. Your front door or porch or outdoor spot can be decorated for the holidays or not - up to you!

Send your two photos to:
zoom@coastalquilters.org by December 15 with

Continued . . .

November Birthdays

Annette Goena	November 6
Barbara MacCallum	November 12
Cherryl Paul	November 14
Carole Kennedy	November 17
Christine Knight	November 17
Cay Donohoe	November 23
Lori Schiferl	November 24
Debi Haeberle	November 25
Carolyn Rory	November 26
Sherry Lafler	November 28
Lois Hodges	November 30



. . . Continued

the subject, "Festive Quilt Show." We'll compile them into an online show for our Zoom party on December 22!

AND/OR...

Part 2) Choose up to three favorite crafty creations you've made. They can be holiday related... or not! Take two photos of each - one of your entire creation and the other a close-up - in front of your front door or on your front porch, or, in the absence of those, an outdoor spot. Submit those photos to zoom@coastalquilters.org by December 15 with the subject "Festive Quilt Show" and - you guessed it - we'll include them in our online show on December 22.

So you know your assignment, if you choose to accept it... and we hope you will!! Along with everything else planned for that online get-together, we think this will be a fun time!

- Susan Bullington Katz

Block of the Month for December 2023 Holiday Candles

12" x 12" Block (12.5" x 12.5" unfinished)



Cutting

For green squares cut:

- 2 6.5" squares of green or a subtle print.

For candles cut:

- 2 5.5 x 2.5" solid white strips;
- 2 3.5 x 2.5" strips of solid white.

For candle background use a blue fabric or subtle print with stars or snowflakes and cut:

- 2 2.5 x 4.5" rectangles;
- 4 1.5 x 4.5" rectangles;
- 4 2.5 x 1.5" rectangles.

For the flame cut:

- 4 1.5 x 1.25" pieces of yellow.

Assembly


Put the candles together first. Then put the green on.

Blocks can be sent to Kika Hutchings, 4861 Third St., Carpinteria CA 93013, no later than December 4, 2023.
In-person attendees, please bring your completed blocks to the meeting. Questions: Call Kika - 805-566-0045 or 805 705 6789.


Guild Library

Greetings from the Library! Here are a few reminders:

- Use the online library catalog to browse our collection. It is updated every time a change is made and a book is added. It lives on our website [here](#).
- If you are coming to a Guild meeting and you know you want to look at books on a certain topic, let me know! I can bring the boxes that interest you and you can browse through all the titles in that category in the meeting room, if you don't want to visit me in the little library space.
- If you have a special request, you can email me at library@coastalquilters.com and we can arrange a pick up of your requested items.
- Are you a beginning quilter? Did you know our library has fantastic books on the basics of quiltmaking? Come and get started reading! For folks who want to learn tricks and tips, check out our books on color choice, rotary cutter tips, or even books filled with advice and quilter hacks.



- If you've been quilting awhile, perhaps you have amassed a stash you'd like to start using. Did you know the Guild library has many, many books that feature stash-busting quilts? Try this brand new book we recently purchased - or request to see the scrap bin at your next meeting.



Happy stitching and happy reading.

- Traci Cope, Guild Librarian

Refreshments

Refreshments for this month's meeting would be appreciated from members with **November** birthdays. Thank you!



- Mary Wenzel
& Margaret Dear

SCCQG Update

Elections held for SCCQG Board. All nominees were elected. View the SCCQG website's home page at the bottom to see the SCCQG list of board officers. Budget for 2023-2024 was discussed, then passed. The meeting topic was Philanthropy and Volunteers.

Philanthropy:

- 49 guilds responded about their community quilt projects;
- Quilts, pillow cases, placemats, bags, plus lots more fabric made items;
- Disaster relief, fire & police departments, Meals on Wheels, hospice patients, Project Linus, Quilts of Valor, pet shelters, plus many more. Newest seemed to be human trafficking charities.
- Post pandemic: charities asking that quilts be washed & bagged; monetary donations instead of quilts and/or fabric items.

Volunteers for philanthropy projects:

- Seaside Quilters/San Diego has a coordinator that organizes finishing of quilt tops in her home twice a month to iron, sandwich and then quilt.
- Guilds reach out to their membership for finishing quilt tops.
- Beach Cities Quilters/Mission Viejo Quilters have a philanthropy sewing day.

In summary, our Community Projects Committee does a fantastic job, organizing projects and distributing them to our various charities!

Rosana Swing

Coastal Quilters Guild, Inc.



P.O. Box 6341
Santa Barbara, CA 93160

coastalquilters.org