

Coast Lines

Coastal Quilters Guild of Santa Barbara & Goleta, California

www.coastalquilters.org

Volume 36, Number 12, June 2025

Guild Meeting

June 12, 7 pm

Challenge - Voting & Awards

"Idioms, Adages and
Familiar Sayings"

Live Oak Unitarian

Universalist Congregation,
820 N Fairview Ave., Goleta
In-person & via Zoom

Sew Day

June 13, 9 am - 3 pm

St. Andrew's Church,
575 Auhay Dr., Santa Barbara

Board Meeting

June 19, 7 pm,
via Zoom

Coffee Break

June 27, 1 - 3 pm,
via Zoom

Next Month's Meeting

July 10, 4 - 7 pm
Annual Member's Picnic
St. Andrew's Church

News articles due
Sunday, June 22, midnight.
send to: newsletter@coastalquilters.org
with images sent as
separate jpeg or png files

Questions? Or to change your
address, phone, email, etc., please
email: info@coastalquilters.org

June Meeting: Annual Guild Challenge: "Idioms, Adages and Familiar Sayings"

June 12, 7 pm, in-person & via Zoom,

Live Oak Unitarian Universalist Congregation, 820 N Fairview Ave., Goleta

The June meeting is all about viewing and voting on this year's exciting Challenge submissions. There are twelve entries, all up for judging. Of the twelve, four were donated to be included in a community quilt.

The voting categories are:

- Best interpretation of its adage (that is "yup, you got it").
- Most amusing interpretation ("that's tooooooo funny").
- Most obscure ("a real head scratcher that maybe you figured out").



Please note: **All in-person attendees are asked to bring their cell phones to enable you to vote by QR code.** Those attending via Zoom will also have an opportunity to view and vote on the judged submissions. Please attend and enjoy interpreting the creativity of our Guild members.

- Isabel Downs & Melinda Lewis

June Open Sew Day

Friday, June 13, 9 am - 3 pm, St. Andrew's Presbyterian Church

Join us for an open sewing session. Coffee, tea, water and hot chocolate will be available and we also have a refrigerator and microwave at our disposal. Come and see our new tables where you can cut your fabric on our cutting board or baste your quilt comfortably without stooping. Cost is \$10.00 for the day. You can sign up online or at the June meeting. Come join the fun!

- Margaret Dear, Workshop Coordinator

President's Message

This is my last article for our newsletter and it is my chance to say thank you.

To my Board and Committee Chairs of the last two years, you did great work and I appreciated your attendance at Board meetings and taking ownership of your various departments.



Thank you to all the members who cleared out the Treasure Table, sorted and sold fabric at our recent sale, brought refreshments, water and ice. Many of you helped with parties and workshops, setting up the room, cleaning up, erecting quilt stands and supporting our hybrid meetings. Many of you sewed projects and quilts to donate to charity. And most of you supported our quilt show to make it a fabulous showcase of our best work. Thank you for all your contributions to make it such a successful couple of years.

My goal, when I started the job as your President, was to create an atmosphere of inclusion and for each one of us to have as much fun as possible while perfecting our craft as quilters. I hope I delivered on that. You brought up ideas for activities and we tried as many as were possible. Most of them succeeded, but some initiatives fell flat. Nevertheless, I hope that you felt heard and that your opinions had merit. I named names in remarks and newsletter articles. This was intentional, because we are constantly wrapping new members into our fold and this was a way for us to interact on a personal basis. Each of us could sit at home, take online classes, and watch YouTube tutorials to learn to become a better quilter. But we are here to see Guild members' work up close, to handle fabric (yes at the Treasure Table), learn from experienced speakers and teachers and, most importantly, to make friendships.

Continued . . .

Coastal Quilters Guild Board

Guild President: Barbara LaPlante
Recording Secretary: Jennifer Hendrikson
Treasurer: Debra Patetzick
Corresponding Secretary: Isabel Downs
Membership Coordinator: Carole Kennedy
Parliamentarian: Kristen Watts
Program Director: Susan Bullington Katz
Public Relations Coordinator: Chris Knight
Speaker Liaison: Polly Matsuoka
Workshop Coordinator: Margaret Dear

Block Sew Along: Bee Saunders
Challenge: Isabel Downs & Melinda Lewis
Community Projects: Susan White, Michelle Garbarino, Nancy LaRoche-Blau & Kathy Piasecki
Door Prizes/Raffle: Linda Estrada & Marilyn Martin
Library: Traci Cope
Newsletter Distribution: Mary Ringer
Newsletter Editor: Eileen Lewandowski
Newsletter Layout: Elisa Purnell
Opportunity Quilt: vacant in quilt show years
Quilt Show 2024: Nancy Butterfield & Ranell Hansen
Refreshments: by committee
Road To California Trip Coordinator: Isabel Downs
Satellite Group Coordinator: Sue Orfila
SCCQG Representative: Rosana Swing
Webmaster: Bonnie Barber
Welcome Committee: Nancy Butterfield
Zoom Committee: Susan Bullington Katz



. . . Continued

The incoming Board is a fabulous group of Guild members and I hope you will support both them and President Polly as you have supported me.

It has been my great pleasure to serve as your President.

- Barb LaPlante, President

July Meeting: Guild Picnic

July 10, 4 - 7 pm, in-person,
St. Andrew's Church, Santa Barbara

Save the date! Our annual Guild Picnic is fast approaching. This year's theme is "Wearables." Bring or wear something you've made or upcycled. It can be a bag or a garment - anything you can wear and share about.

We look forward to welcoming all new and returning members to this delightful, mainly *social* gathering. Please plan to attend if you possibly can. *Transportation challenged?* Ask a Guild pal for a ride or contact Nancy Butterfield to help find a ride. We want to see you!

The Guild will provide beverages and paper goods and we will have access to the kitchen.

Please bring a dish to share that will feed **8-10**. Please **label** your serving pieces/utensils and include a **list of ingredients** in consideration of those with food allergies or sensitivities.

Last names beginning with:

- A - G: bring salad to feed 8-10.
- H - L: bring main dish to feed 8-10.
- M - Z: bring dessert or appetizer to feed 8-10.

More details coming in the July newsletter and eBlasts.



New Board - Election Results

According to Section 7.4.c of the Guild's Bylaws, approved July 1, 2022:

"Voting may be by voice or ballot, except that officers and directors must be elected by ballot or acclamation... A candidate who runs unopposed will be elected by acclamation, not ballot."

Therefore, the following slate of candidates who ran unopposed for the Guild year 2025/26 were elected by affirmation in our May meeting and will take office effective July 1, 2025:

Guild President: Polly Matsuoka
Recording Secretary: Nancy Butterfield
Guild Treasurer: Deborah Patelzick
Corresponding Secretary: Carole Kennedy
Membership Coordinator: Sandy O'Meara
Parliamentarian: Eileen Lewandowski
Program Director: Susan Bullington Katz
Public Relations Coordinator: Ruth Eggli
Speaker Liaison: Kitty Oliver
Workshop Coordinator: Bee Saunders

We're still looking for volunteers for the following committees and activities. Remember, you can share these duties:

2026 Quilt Show
Welcome/Refreshments
2025/2026 Challenge
Opportunity Quilt Coordinator
Block of the Month

- **Election Committee, Kristen Watts,**
Election Committee Chairperson



Membership - It's That Time of Year!

Members may renew membership for the 2025-2026 year now. The next year begins on July 1 and ends on June 30, 2026. Dues are \$50.00.

I have exciting news! An additional method of payment for your dues has been created. For those who are simply **renewing with no changes to your information as it appears in the Guild directory (address, phone, etc.), you may now renew online with a credit card.** Directions and the link can be found on the home page of the Guild's website. If you are making a donation using the online method, please do NOT put a dollar sign (\$) in front of the donation amount.

If you have any changes to your information or want to pay by cash or check, please fill out and mail the 2025-2026 Membership Form which can be found on the website. You may also pay in person by any method at the monthly meetings.

Please join me in welcoming our newest member, Jessica Fox-Tenney!



**- Carole Kennedy,
Membership Coordinator**

Door Prizes

Congratulations to our door prize winners - Amy Wilson, Anne Bixler and Charla Meyer. Kathryn Boschke won the gift for wearing her name tag. What a pleasure to see most of our members wearing their name tags.

- Marilyn Martin & Linda Estrada

Community Projects

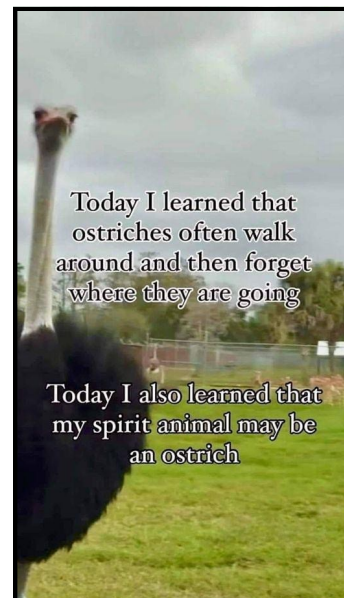
Community Projects would like to thank Marian Jones for the twenty cradle sets she added to our supply to be donated to Unity Shoppe this coming October or November.

Marian also added six PHDs to our Projects Half Done bin. The unfinished quilt tops will be brought to Sew Day on June 13 at St. Andrew's Church with hopes that they may be taken home and finished by some of our quilters.

We would like to thank members who added fidget quilts to our collection. Ten of them were delivered to VNA for the nurses to give as gifts to their patients with dementia.

Fidget "doodad, gadgets and embellishments" will also appear at the Sew Day with the hope that some quilters might like to try their hand at creativity by making a fidget quilt. Etsy and Pinterest are wonderful places to find ideas for making these fun quilts. The variety is never ending and with "whatever" you have on hand, such as orphan squares, leftover ribbon, rickrack, zippers and buttons, you can make a really unique quilt. Give it a try!

**- Michelle Garbarino, Susan White,
Nancy LaRoche-Blau & Kathy Piasecki**



Quilting Jargon

Here are some common and perhaps not so common quilting abbreviations you may come across. How many are new to you?

BOM: Block of the Month
BSK: Basic Sewing Kit
DSM: Domestic Sewing Machine
FMQ: Free Motion Quilting
FQ: Fat Quarter
FW: Featherweight
HST: Half-Square Triangle
LAQ: Long Arm Quilting
LQS: Local Quilt Shop
PhD: Projects Half Done
PP: Paper Piecing
QAL: Quilt Along
QAYG: Quilt As You Go
QST: Quarter-Square Triangle
RST: Right Sides Together
SA: Seam Allowance
SID: Stitch in Ditch
SOG: Straight of Grain
TBQ: To Be Quilted
UFO: Unfinished Object
WIP: Work in Progress
WOF: Width of Fabric
WST: Wrong Sides Together
BDNQ: Bad Day, Not Quilting
FART: Fabric Accumulation Road Trip
FOB: Fear of Binding
HIPS: Hundreds of Ideas Piling Skyward
HSY: Haven't Started Yet
PIGS: Projects in Grocery Sacks
SABLE: Stash Accumulation Beyond Life Expectancy
SQUID: Sewing a Quilt Until I Die
TGIF: Thank Goodness It's Finished
WOMBAT: Waste of Money, Batting, and Time
WIWMI: Wish It Would Make Itself

June Birthdays

June Fincher	June 1
Susan Wuertz	June 4
Joan Haws	June 4
Mary Wenzel	June 13
Erika Robinson	June 15
Pam Holst	June 16
Susan West	June 16
Suzanne Ahn	June 17
Tami Knudson	June 17
Kristin Otte	June 21
Judy McCartney	June 22
Kitty Oliver	June 26
Suzanne Zanesco	June 28



Refreshments

Refreshments for this month's meeting would be appreciated from members with **June** birthdays.
Thank you!

Freddie Mercury, Venus Williams, and Bruno Mars walk into a bar.

They didn't planet that way

Guild Member Businesses



4175 State Street
Santa Barbara, CA 93110
(805) 576-7565
sew-santabarbara.com

Santa Barbara's Only Authorized Dealer

BERNINA
made to create



36 E. Cota St., Suite B,
Santa Barbara
granthousesewingmachines.com
805.962.0929



919 Maple St. Carpinteria 93013
805-566-1250
roxannequilts.com



Creation Station Fabric & Quilt Shop
Dawn and Patrick Farrier
252 East Hwy 246, Unit A
Buellton, CA 93427
thecreationstation.com
805.693.0174



Ursula Almeida
8906 192nd St SE
Snohomish, WA 98296
(805) 576-4678
New phone number
UrsaMakes.com

Daylesford Sew-Along - June

You've made it! This is the final installment of our first ever guild sew-along, and I am so impressed with the enthusiasm, participation and workmanship! Doing this was a huge unknown, and you have not disappointed! A huge thank you and congratulations to all who joined this project, and I can't wait to see the completed quilts, maybe all hanging side by side at our next quilt show in 2026!

This final month is another six logs. They're big and each will need some piecing but, according to Jen Kingwell's directions, only one is made using pieced blocks. Jen has log 37 made with 4" finished bow tie blocks. It's not my personal favourite so I may substitute an alternative, but that's what I think is so special about his project - we each get to make it our own! I've been pulling all the unused scraps and unfinished blocks from previous logs, and it has been so much fun!

June's Sew-Along

As always, remember the measurements in the diagram are the finished size, so do make sure to add an extra $\frac{1}{2}$ " seam allowance when cutting.

Bow border - cutting and piecing

4" finished, make 9

Cut: 2 rectangles ($4\frac{1}{2}" \times 2\frac{1}{2}"$)
2 squares ($2\frac{1}{2}" \times 2\frac{1}{2}"$)

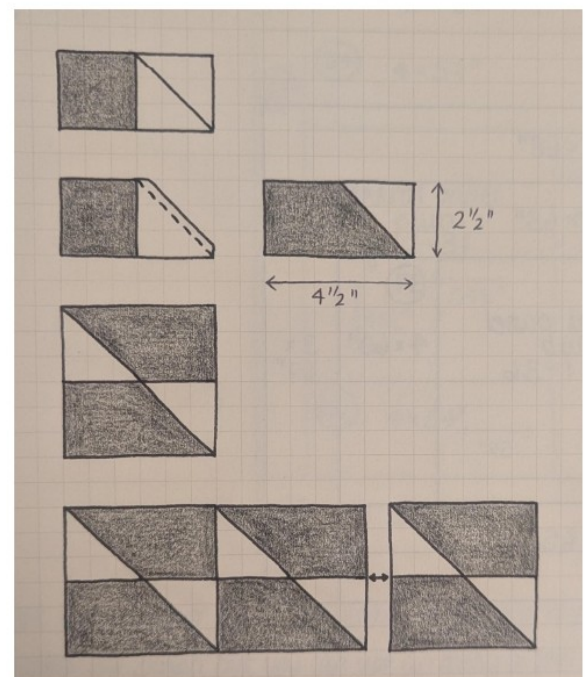
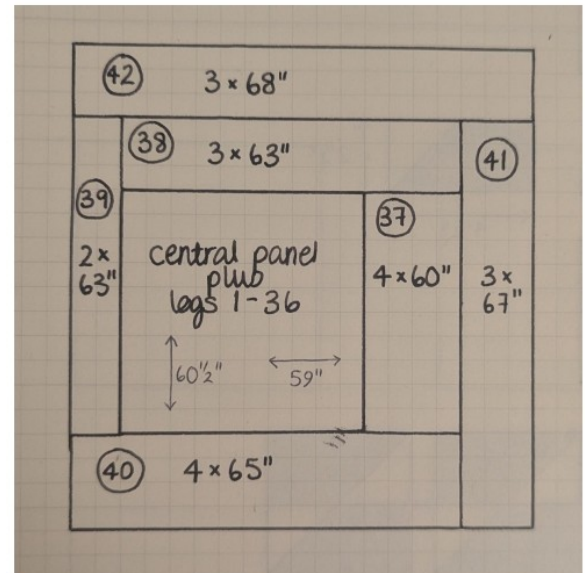
Mark: draw a diagonal line on the reverse of each square

Sew: Position a square, RST, on the right side of a rectangle and stitch on the drawn line. Trim away the extra corner fabric, leaving a $\frac{1}{4}"$ seam allowance. Press the seam (open or to the dark side). Make two and stitch together as in the diagram.

If doing your own thing, or adding extra pieced blocks from previous rotations, consider adding unpieced logs for the outermost rotations so that you're not trimming off piecing when doing final squaring up.

Any questions, please email, text or call - my details are in the Guild Directory. Do send me a message, with photos, if you're feeling stuck! We're almost there!!

HAVE FUN!! Bee Saunders 🐝



Coastal Quilters Guild, Inc.



P.O. Box 6341
Santa Barbara, CA 93160
coastalquilters.org