

Coast Lines

Coastal Quilters Guild of Santa Barbara & Goleta, California

Volume 36, Number 6, December 2019

December Meeting

December 12th, 5:30 pm

Reminders

- Block of the Month
- Community Quilts
- Due Library Books
- Money for:
 - Door Prizes
 - Workshop
 - Jan. Road to CA trip
- Pin Cushion for Pin Cushion Swap
- Holiday Party Potluck Item
- Start Your Challenge Quilt
- Library Open
- Show and Tell

Board Meeting

December 19th, 6:30 pm

Next Month's Meeting


January 9th, 7:00 pm

Questions? Or need to change your address, phone, and/or email, please notify the Guild at cqginfo@gmail.com

Newsletter articles for January edition due December 22nd (send to cqgeditor@gmail.com)

January Speaker: Edyta Sitar, "Reason for Quilting"

For January we are fortunate to have as our guest speaker the well-known quilting teacher and blogger Edyta Sitar of Laundry Basket Quilts. Edyta will do a presentation called "Reasons for Quilting". I know many of you are familiar with Edyta and her work. She is a meticulous quilter known for her updated take on traditional designs. For the past ten years she designed fabric lines for Moda and now Andover. You can read more about Edyta at laundrybasketquilts.com.



January Workshop: "Winter Village"

Edyta will teach her new "Winter Village" pattern. This workshop will be popular so sign up with Margaret Dear, either at the Guild meeting or email at margaretdear@gmail.com. There is a \$40 kit fee, which includes the pattern, or you can buy just the pattern for \$20 and use your own fabrics.

Annual Holiday Party

We're looking forward to food and fellowship with friends at our December meeting. Don't forget to bring your hand-made pin cushion to exchange. Even if you don't really need another pin cushion, it will be a fun version of Show and Tell. (And you can always donate to the quilt show boutique if you really don't need it!). Here's the rough schedule of events. We're starting early and hope to get everyone home early.

- **5:30 Doors open**
 - Turn in wrapped Pin Cushion (see page 3 for details)
 - Turn in 5x7 Challenge Technique (optional, see page 6 for details)
- **6:00 Business meeting**
- **6:15 Dinner buffet**
- **6:30 Musical Entertainment**
- **7:00 Completion of Business Meeting (If necessary)**
- **7:15 Challenge drawing, Pin cushion exchange, Show and Tell, Raffle (locker trip and coffee basket)**

For the buffet, based on your last name, please bring the following:

- **A-G Dessert**
- **H-N Main dish**
- **O-Z Salads**

Don't forget to bring your recipe on a card to display (or ingredient list if purchased). We're looking forward to the opportunity to celebrate the holiday season together.



President's Message



Here we are in December already. Time is flying by even faster than when I was working, how can that be? I've been so busy with outdoor landscaping projects that my sewing has gone by the wayside. I ended up with a stray thread from a cone of thread getting into my sewing machine wheel. Long story short, a trip to Grant House and all is well. Fortunately, it wasn't a Christmas gift, but un-

fortunately, I didn't get my cradle kits finished. There's always next year.

As I mentioned last month, we need a few volunteers to form our nominations committee along with Sue Wuertz our parliamentarian. Ideally, it would be nice to have people from different satellite groups to help contact people to fill the upcoming rolls on our board and committees. We also still need a PR person. I'm confident that our generous members will step up to help with these important tasks.

For December we are hoping to make it a special time with food, fellowship and friends. Often, at our meetings we don't have enough time to just talk to our friends and catch up. Hopefully, our next meeting will give you that opportunity. Potluck instructions are elsewhere in the newsletter and don't forget about the pin cushion exchange. That will be like it's own mini show and tell! Please bring your recipe to display with whatever dish you bring. Not only will it help those with food allergies identify what they can and can't eat, but you can also take a picture of the recipe with your phone and take it home. If you can help with set up for this meeting on December 12, please let me know.

Lastly, if year-end charitable giving is part of your practice, please consider donating to our Guild. Next month, I will give an update on our budget and financial situation, but for now, I will just ask for your consideration.

I look forward to seeing you at the December meeting and enjoying our time together.

— *Karen Pickford, President*

Coastal Quilters Guild Board

President: Karen Pickford

Vice President, Programs: Susan Bullington Katz

Treasurer: Marcia Greiten

Recording Secretary: Sherry Lafler

Corresponding Secretary: Rochelle Schneider

Speaker Liaison: Pamela Holst with

Carole Kennedy & Patti Hunter

Workshop Coordinator: Margaret Dear with

Leslie Siemon & Penny Valentine

Membership: Sue Orfila

Parliamentarian: Sue Wuertz

Public Relations: VACANT

Committee Chairs

Block of the Month: Nancy Butterfield

Challenge: Suzy Pelovsky

Coast Lines Distribution: Mary Ringer with

Naomi Hicks

Coast Lines Editor: Shelly Dixon

Coast Lines Layout: Maria Dzreeva

Community Quilts: Kathy Draine, Darilyn Kisch and

Laura Perry

Door Prizes: Elizabeth Jenquin

Library: Mary Faria &

the Sew Much Fun Satellite group

2020 Quilt Show Co-Chairs: Toni Percival &

Nancy Butterfield

Opportunity Quilt: Sue Kadner & Ranell Hansen

Refreshments: Mary Wenzel

Satellite Group Coordinator: Isabel Downs

SCCQG Representative: Rosana Swing

Webmaster: Bonnie Barber

Welcome: Nola Ferguson

Holiday Party & Pincushion Swap

For this year's Holiday Party, we thought it might be fun to do a pincushion swap! It's not mandatory, but voluntary for those who would like to participate. Who doesn't like a little something just for yourself to take home during the holidays? Here's how it will work:

- The only rule is make the pincushion in any design you want! You may already have a favorite pincushion pattern. Beyond that, there are lots of free patterns online, plus ideas on Pinterest, Instagram, Facebook or books with pincushion patterns.
- When you are finished, wrap it in any kind of wrapping paper. If you would like, enclose a small card inside with your name, so the recipient will know who to thank.
- Bring it with you to our December meeting/Holiday Party. When you sign in, there will be a basket near the sign-up table for your pincushion and you will be given a number. Hold on to that!
- Later during the Holiday Party, members who have brought pincushions will have a chance to come up and choose from one of the wrapped pincushions.
- We hope you will unwrap the one you chose so that others can see and enjoy it!
- Take your new pincushion home! Happy Holidays!

Community Quilts

Unity Shoppe re-opened with much fuller shelves thanks to all your wonderful talents! Coastal Quilters donated 177 cradle kits; 48 Christmas Stockings; 31 quilts; and 19 stuffed toys to help put smiles on the faces of our neighbors. Thanks to so many who have done so much. You have made a difference in our community.



At the December potluck one of the door prizes will be **a trip to the locker** where you can **choose up to 20 yards of free fabric**. Wouldn't that make the holidays jolly!

There will be no fabric sale in December (we will be too busy eating!). In January we can help you attain your New Years' goal (organizing the sewing room, of course) by selling bags, baskets, bins and buckets.

— **Community Quilts, Kathy Draine,
Darilyn Kisch and Laura Perry**

ROAD TO CALIFORNIA QUILT SHOW BUS TRIP 2020

Don't hesitate! Of the 56 seats to fill on our SB Airbus, we've successfully have sold 47 seats. Just 9 more to go! Join us on Saturday, **January 25, 2020**, for a fun filled day, celebrating Road to CA's 25th anniversary. Seats for CQG members are:

- **\$55 at the December meeting**
- **\$60 at the January meeting**

Seats for non-Guild members or guests is \$60. Price includes round trip transportation, entrance fee, snacks, and games. To purchase Road-CA's 25th Anniversary Shopping Bag, please add \$4. We arrive about 10 am and leave promptly at 4 pm. Sign up with Rosana Swing at rsrdswing@gmail.com or (1-805-680-2670, cell). After you have reserved your seat, please submit your payment to Rosana Swing at the December meeting or mail:

**Attn: Marcia Greiten
Coastal Quilters Guild
PO Box 6341
Santa Barbara, CA
93160**

Bus Pick Up Locations

- **6:30 am** Santa Barbara Airbus Terminal. 750 Technology Way, Goleta (Parking at the Airbus terminal-Only 4 cars allowed)
- **6:35 am** Community West Bank Parking Lot (Pine & Hollister)
- **6:45 am** St. Andrews Church (Parking at far end of church lot)
- **7:00 am** Casitas Shopping Center, Carpinteria. Between Union Bank and Chase Bank.

— **SCCQG Representative, Rosana Swing**

Block of the Month News

Marty's Bow Tie blocks were won by Linda Bird. Linda has already created this beautiful quilt! I am grateful for the fourteen members who participated last month, stitching a total of twenty seven blocks! Plenty to play with to create a wonderful quilt.

— **Block of the Month Chair,
Nancy Butterfield**



February Speaker and Workshop

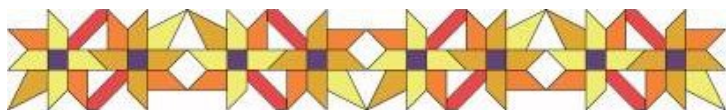


For those who have been wanting to play with collage quilting, we have a treat in store for February. Janis Rivera, a Laura Heine-certified teacher, will speak at our **February 13** meeting on "Collage Quilting without Falling to Pieces". On Friday, **February 14**, she will teach her workshop

"Teeny Tiny Under the Sea," (sea turtle, mermaid and octopus all included in one pattern) from a new line of Laura Heine patterns scaled down to be more manageable in a day-long class. If you've tried collage quilting before you know how much fun it is. If you have never tried this before, now is a great time to learn! Sign up with Margaret Dear at margaretdear@gmail.com. Patterns are \$25 and there are also optional kits.

— *Vice President Programs, Susan Bullington Katz*

2020 HARVEST OF COLORS Quilt Show News



The 2020 Quilt Show Committee met on **November 14th at 5:30pm** before the Guild meeting in the room adjacent to the kitchen. The timeline was presented and reviewed by those present.

The Featured Artist for the upcoming Show will be a "Kid's Quilts" exhibit and we need a Committee Chair or Chairs to help us carry this forward. We will be soliciting entries from kids age 8-18. The local quilt shops as well as service organizations are already very interested in sponsoring this endeavor. We believe that these children will grow up and influence the future of our Guild. If you think so too, please consider joining in! You will have plenty of support to accomplish this important job.

We are grateful for all of the committee chairs and excited about our upcoming show on **September 26-27, 2020** at the Earl Warren Showgrounds. Please join in! Our members' help will make this another successful showcase of the talent and creativity that our guild fosters.

— *Quilt Show Leadership Team, Toni Percival, Nancy Butterfield, and Eileen Lewandowski*

2019 - 2020 Opportunity Quilt

We now have a name for our Opportunity Quilt, The Magic of Many Hands, which is a tribute to the many people who helped make it. Some of those, such as visitors to the 2018 quilt show, didn't even know their half-square triangle was going to become a part our quilt! We also now have tickets for the quilt which will sell for \$5 each or five for \$20. We are hoping that each Guild member takes on the responsibility of selling at least five tickets – some of our costs are up and these funds will be used to support all the great programs and services that the Guild provides.

The quilting, done by Brandie Craig, is wonderful. Here's a close up.



If any member would like to help display the quilt at events around Santa Barbara or are planning a visit to other Guilds and would like to take the quilt and help sell tickets, please advise Sue Kadner at sgkadner@yahoo.com so it can be booked on the calendar.

— *Opportunity Quilt, Sue Kadner & Carol Fay*

Axxess Books: Order by 12/10

Axxess books make great holiday gifts! But Santa better act fast, as orders will be taken only through December 10 and we have only a few left. To order, please contact Heather Georgakis at hgeorgakis@hotmail.com and she'll arrange to deliver to you at the Guild Holiday Party or otherwise. \$40 for Santa Barbara/Santa Ynez, \$30 Ventura County (checks payable to Coastal Quilters Guild.)



Member Spotlight: Maria Dzreeva

Maria Dzreeva joined Coastal Quilters Guild in 2014 and most recently took on the role of layout editor for our newsletter, Coast Lines. We have been working closely together and she continues to amaze me. So I sat down with Maria recently to find out more about her.



How long have you been in Santa Barbara?

I moved to Santa Barbara with my family in September 2011. My husband and I are both Russian and he was invited to work in a local firm as a software engineer. Moving to the United States was a huge transition for the three of us. My daughter is 11 now and we have a son who is 4. After 8 years we finally feel like we belong here.

Tell me about your first quilt. What inspired you to quilt?

As long as I can remember I have always loved creating art. When I was 16 my mother bought me a sewing machine. In 1995 I noticed a quilt made by my geography teacher. I had never seen anything like this and so I decided to make something similar. Using only a pair of scissors and my sewing machine I made my first quilt. It took me a year to finish! It wasn't perfect but I loved the result and decided to make more. Now I'm a professional quilter and one of my art quilts was on the cover of Quilt Art Magazine, October-November 2018. I recently became a member



of Santa Barbara Art Association, thanks to help from Isabel Downs.

You have done a fabulous job with the layout for Coast Lines. I understand you published a quilt magazine in Russia for 3 years. Tell me about that.

One day I decided to make a magazine for Russian speaking quilters with my friend just for fun. We issued our first pdf magazine which was free called "I Love Patchwork" in December 2016. This turned out to be much more work than we anticipated and so we stopped publication after a year. A short time later, I decided to make another version of the same magazine and called it "QuiltTerra". I



charged for this magazine and issues were around 110 pages. Even with paid quilters to help it was very time intensive and challenging yet I met some very interesting people such as Danny Amazonas, George Sicilano, Claudia Pfeil and others. After 3 years I stopped publication.

Tell me about a recent quilt you made? What inspired you?

A couple years ago I started to draw again and desired somehow to combine my new passion with textile and free motion quilting. I now create my textile works in mixed media using fabric, paint and threads and love the result. I have a master degree in astrophysics and have always dreamed about the night sky, stars and galaxies. That is why this recent project is a framed quilt about stargazing and the Milky Way.



My passion is art quilts and miniature quilts. My miniature quilt "Blue gzel" received an honorable mention at the Quilt Festival in Birmingham, England and the 2018 Road to California Quilt Show. Web-site Maria Dzreeva:

www.mariadzreevaart.com

— Coast Lines Editor, Shelly Dixon

December Birthdays

Nancy Miller	December 2
Judy Purcell	December 2
Nancy Butterfield	December 5
Susan Carty	December 6
Edalee Keehn	December 10
Lupe Dwyer	December 10
Ulla Sigurdson	December 12
Elisa Purnell	December 15
Ranell Hansen	December 23
Carol Boyce	December 23
Cathe Hedrick	December 25
Barbara Ervin	December 26
Dundie Schulte	December 27



2020 Challenge: The 3 T's Due March 12, 2020 Go for it!! Start today!!

If you want (and I encourage you to do so!!) turn in your New-to YOU TECHNIQUE on a piece of 5x7 fabric at our December meeting. It will be checked off as the requirement for the Challenge. Put your name on the back, typed or written on a piece of paper. Pin (on the front) the name of the technique and where it came from. You may turn in as many new different techniques as you like. There will be a drawing of four small prizes at the challenge at the December meeting from these techniques. A technique can still be turned in with your entry due at our March meeting.

Challenge Requirements

Include at least two different types of embellishments. Use a technique new to you. Must be a rectangle shape with a perimeter not larger than 120". Must be a quilt of three layers made only by the participant. A 4" hanging sleeve must be sewn to the top back of the entry. And, must be accompanied by a 5"x7" raw edge new technique sample that is safety pinned to the entry on the back with your name. A drawing prize from the samples will be held. Samples will be displayed separately. No voting will be done on the samples.

Purpose of the challenge is to try something new, to enhance a new project and get joy from the process of trying. Here is a sample list of embellishment possibilities or new technique. Anything you can attach! Twigs, shells, bottle caps, etc. Appliqués, felt strips, raw edge, padded, hand or machine sewn, beads bugle, etc. Brazilian embroidery, buttons, celtic bias strip, channel trapunto, charms, chenille, corded stems, couching, crayons colored pencils, artist's pencils, dying fabric, foil, folded fabric, origami stars, ink... the list is endless!!

Use non-traditional fabrics such as organza, satin etc. Paint, paint sticks, stamps, rubbed, manipulate fabric with pleats, puffed, ect. permanent fabric glue for yarn, fancy threads. Enjoy the challenge.

— Challenge Chair, Suzy Pelovsky



Quilt and Fiber Events

Wrightwood Holiday Home Tour and Boutique

December 7, 2019

**** CANCELLED ****

The Wrightwood Holiday Home Tour and Boutique, December 7 has been canceled due to winter storms.

Wrightwood Community Building

1275 State Highway 2, Wrightwood, CA

Hours: 11am - 4pm



Valley Quilters Guild 40th Annual Quilt Show

February 7 - 8, 2020

Valley-Wide Recreation Center

San Jacinto, CA

Hours: Fri - Sat, 10am - 4pm

South Bay Quilters Guild 2020 Quilt Show

February 15 - 16, 2020

Torrance Cultural Arts Center

3330 Civic Center Drive, Torrance, CA

Hours: Sat - Sun, 10am - 4pm



Lompoc Quilters Etc Presents:

LIVE with Rob Appell

February 27, 2020

For more information contact Jane Connor at lacyjayne.connor@gmail.com

Dick DeWees Community Center


1120 West Ocean Ave, Lompoc, CA

Hours: Thur, 7:30pm - 9pm

Block of the Month for January 2020

Ohio Star

12 x 12" Block (12.5" x 12.5" Unfinished)



It's a New Year - stitch up an icy start to guide you as you wait until Spring.

Cutting

• White solid or white on white:

- Cut 4 - 4 1/2" Squares
- Cut 2 - 5 1/4" Squares

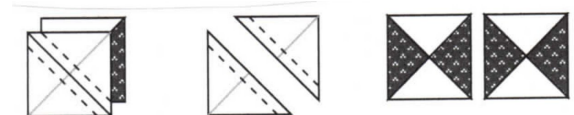
• Pale blue solid or small print:

- Cut 2 - 5 1/4" Squares

• Ivory solid or tone on tone print:

- Cut 1 - 4 1/2" Squares

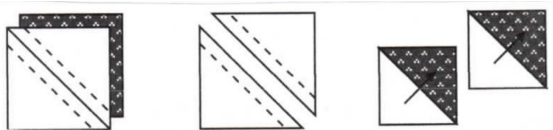
- 2.** Draw a line corner to corner on the wrong side of each unit. This is a cutting line. Draw a line 1/4" from the cutting line on each side of the line. These are the sewing lines. Pin marked unit to another unit, right sides together, as shown. Stitch on the sewing lines. Cut units apart on the cutting line. Press to one side. Repeat to make 4 units. Units should measure 4 1/2".



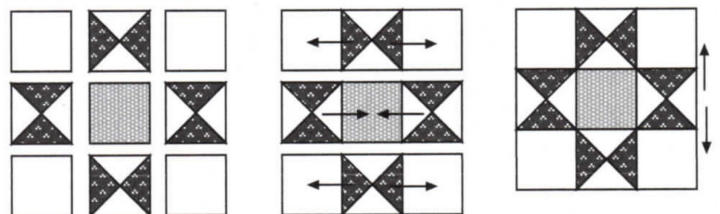
Assembly

Use 1/4" seam allowances.

- 1.** Draw a line corner to corner on the wrong side of each White 5 1/4" Square. This is a cutting line. Draw a line 1/4" from the cutting line on each side of the line. These are the sewing lines. Pin each White square to a Blue Square, right sides together. Stitch on the sewing lines. Cut units apart on the cutting line. Press seam to blue side. Repeat to make 4 units.




- 3.** Arrange four quarter square triangle units and five plain squares to make the Ohio Star block. Sew into rows. Press to plain squares. Sew rows together. Block should measure 12 1/2".



Questions? Please call Nancy Butterfield at 455-3033 nfbutterfield@gmail.com

Coastal Quilters Guild, Inc.



P.O. Box 6341
Santa Barbara, CA
93160
www.coastalquilters.org

Coastal Quilters Guild, Inc.

Coastal Quilters Guild of Santa Barbara and Goleta is a non-profit, educational and charitable organization. The purpose of the Guild is to educate its members about the history and preservation of the art form of quilting and its related topics; to learn new techniques and improve skills; and to inform the community at large about our quilt making heritage.

Guild Meetings are held on the second Thursday of each month at:

St. Andrew's Presbyterian Church

4575 Auhay, Santa Barbara, CA 93110

This month's meeting: December 12, 5:30pm

Board meeting: December 19, 6:30pm

Coastlines deadline: Sunday, December 22

Next month's meeting: January 9, 7:00pm

December Meeting Reminders

- **Don't back in on housing side of parking lot**
- **Wear Name Tag**
- **Bring:**
 - Block of the Month
 - Community Quilts complete with label on
 - Due Library Books
 - Money for Door Prizes & Workshops, Jan. Road to CA trip
- **Pin Cushion for Pin Cushion Swap**
- **Show and Tell**
- **Library Open**

